

EMIGRANT'S FIRST HOME IN THE BACK WOODS.

EM

PR

MO

THE
CANADIAN
EMIGRANT HOUSEKEEPER'S
GUIDE.

BY MRS. C. P. TRAILL.

PUBLISHED BY AUTHORITY.



FIFTH THOUSAND.

PRICE TWO SHILLINGS, POST PAID.

PUBLISHED BY JAMES LOVELL,
MONTREAL, QUEBEC AND TORONTO.

1861.

RARE
FL
88
T1
1861

App
App
App
Agu

Brea
Biscu
Buck
Bea
Beer
Baco
Beef,
Bees

Chur
Cher
Cran
Cake
Corn
Corn
Cucu
Coffe
Carpe
Carpe
Chees

Daug
Duck
Dyein
Dairy
Dyser

CONTENTS.

A.							PAGE
Apples, best sort of	19
Apple-pie	27
Apples, dried	28
Ague, a few words about	129
B.							
Bread, instructions about	45
Biscuits	51
Buckwheat	58
Beans, Lima	78
Beer	81
Bacon, how to cure	94
Beef, essence of	97
Bees	133
C.							
Church	10
Cherries	32
Cranberries	41
Cakes...	53
Corn, Indian...	60
Corn Starch	68
Cucumbers	75
Coffee, substitute for	78
Carpets, Rag...	112
Carpets, Woollen	114
Cheese	122
D.							
Daughters, address to	4
Ducks, wild, &c.	99
Dyeing	110
Dairy, management of	116
Dysentery in Children	133

CONTENTS.

	E.	PAGE
	F.	
Fathers, address to		3
Fruits, small		17
Fruits, wild		33
Fruits, directions for drying and preserving		38
Fish, various sorts		100
	G.	
Gardening, hints on... ..		12
Grafting		70
Geese, wild		100
	H.	
Husbands, an address to		3
Hops		16
Hams, pickle for		93
Hares		99
	I. & J.	
Indian Corn		60
	K.	
Knitting		115
	L.	
Lard, how to make		95
	M.	
Melons		75
Maple-sugar		85
Maple-wine		91
Meat, curing of		92

Orch
Oatm
Pear
Plum
Pota
Pum
Part
Pige
Poul

Rasp
Rice
Rag

Serv
Salt-
Star
Squa
Suga
Squi
Soap

Tom
Tea,

Ven

Wiv
Woo
Woo
Woo

CONTENTS.

N.

PAGE

O. & P.

3	Orchards	23
17	Oatmeal Cakes, &c.	59
33	Pears	32
38	Plums	33
100	Potatoes	69
	Pumpkins	73
	Partridges	97
	Pigeons	98
12	Poultry, their management	125

Q. & R.

	Raspberries	40
	Rice, Indian	56
100	Rag Carpets	112

S.

3	Servants, advice to	8
16	Salt-rising	47
93	Starch	18
99	Squash	74
60	Sugar, Maple	85
	Squirrels	98
	Soap, how to make	105

T.

115	Tomatoes	76
	Tea, substitute for	78

U. & V.

95	Venison, how to cook	95
----	-----------------------------	----

W.

75	Wives, address to	4
85	Woods, natural productions of	11
91	Wool, management of	108
92	Woollen Carpets	114

X., Y. & Z.

BEFORE
so im
settler
the im
enable
new m
partne
discon
countr
very e

In C
will o
poores
sonal e

To t
such p
will th
within
for he
at hom
their b
tion of
nada is
the err
he wou
is not f

Not
of this

INTRODUCTORY REMARKS.

ADDRESS TO HUSBANDS AND FATHERS.

BEFORE the master of the household fully decides upon taking so important a step as leaving his native land, to become a settler in Canada, let him first commune with himself and ask the important question, Have I sufficient energy of character to enable me to conform to the changes that may await me in my new mode of life? Let him next consider the capabilities of his partner—her health and general temper; for a sickly, peevish, discontented person will make but a poor settler's wife, in a country where cheerfulness of mind and activity of body are very essential to the prosperity of the household.

In Canada, persevering energy and industry, with sobriety, will overcome all obstacles, and in time will place the very poorest family in a position of substantial comfort that no personal exertions alone could have procured for them elsewhere.

To the indolent or to the intemperate man, Canada offers no such promise; but where is the country in which such a person will thrive or grow wealthy? He has not the elements of success within him. It is in vain for such a one to cross the Atlantic; for he will bear with him that fatal enemy which kept him poor at home. The active, hard-working inhabitants who are earning their bread honestly by the sweat of their brow, or by the exertion of mental power, have no sympathy with such men. Canada is not the land for the idle sensualist. He must forsake the errors of his ways at once, or he will sink into ruin here as he would have done had he stayed in the old country. But it is not for such persons that our book is intended.

NOTE.—*A copious table of contents will be found at the end of this book.*

TO WIVES AND DAUGHTERS.

As soon as the fitness of emigrating to Canada has been fully decided upon, let the females of the family ask God's blessing upon their undertaking; ever bearing in mind that "unless the Lord build the house, their labour is but lost that build it; unless the Lord keep the city, the watchman waketh but in vain." In all their trials let them look to Him who can bring all things to pass in His good time, and who can guard them from every peril, if they will only believe in His promises, and commit their ways to Him.

As soon, then, as the resolution to emigrate has been fixed, let the females of the house make up their minds to take a cheerful and active part in the work of preparation. Let them at once cast aside all vain opposition and selfish regrets, and hopefully look to their future country as to a land of promise, soberly and quietly turning their attention to making the necessary arrangements for the important change that is before them.

Let them remember that all practical knowledge is highly valuable in the land to which they are going. An acquaintance with the homely art of baking and making bread—which most servants and small housekeepers know how to practice, but which many young females that live in large towns and cities, where the baker supplies the bread to the family, do not—is necessary to be acquired.

Cooking, curing meat, making butter and cheese, knitting, dressmaking and tailoring—for most of the country people here make the every-day clothing of their husbands, brothers or sons—are good to be learned. By ripping to pieces any well-fitting old garment, a suitable pattern may be obtained of men's clothes; and many a fair hand I have seen occupied in making garments of this description. For a quarter of a dollar, 1s 3d, a tailor will cut out a pair of fine cloth trousers; for a coat they charge more; but a good cloth is always better to have made up by a regular tailor: loose summer coats may be made at home, but may be bought cheap, ready-made, in the stores.

My female friends must bear in mind that it is one of the settler's great objects to make as little outlay of money as possible. I allude to such as come out to Canada with very little available capital, excepting what arises from the actual labour of

the
ing
don
or s
hou
imp
acce
the
T
bra
to s
duti
been
occu
refin
of su
time
well
ease
be le
cont
vant
with
wish
to be
gend
out
I ha
clear
mak
bake
rant
A
it to
it w
damp
tired
and
did
do n
wood
astor

their own hands, by which they must realize the means of paying for their land or the rental of a farm. Everything that is done in the house, by the hands of the family, is so much saved or so much earned towards the paying for the land, or building houses and barns, buying stock, or carrying on the necessary improvements on the place: the sooner this great object is accomplished, the sooner will the settler and his family realize the comfort of feeling themselves independent.

The necessity of becoming acquainted with the common branches of household work may not at first be quite agreeable to such as have been unaccustomed to take an active part in the duties of the house. Though their position in society may have been such as to exempt them from what they consider menial occupations, still they will be wise to lay aside their pride and refinement, and apply themselves practically to the acquirement of such useful matters as those I have named—if they are destined to a life in a colony—even though their friends may be so well off as to have it in their power to keep servants, and live in ease and comfort. But if they live in a country place, they may be left without the assistance of a female servant in the house, a contingency which has often happened from sudden illness, a servant's parents sending for her home, which they will often do, without consulting either your convenience or their daughter's wishes; or some act on the part of the servant may induce her to be discharged before her place can be filled: in such an emergency, the settler's wife may find herself greatly at a loss, without some knowledge of what her family requires at her hands. I have before now seen a ragged Irish boy called in from the clearing, by his lady-mistress, to assist her in the mystery of making a loaf of bread, and teaching her how to bake it in the bake-kettle. She had all the requisite materials, but was ignorant of the simple practical art of making bread.

Another, who knew quite well how to make a loaf and bake it too, yet knew nothing of the art of making yeast to raise it with; and so the family lived on unleavened cakes, or dampers, as the Australians call them, till they were heartily tired of them: at last, a settler's wife, calling in to rest herself, and seeing the flat cakes baking, asked the servant why they did not make raised bread: "Because we have no yeast, and do not know how to make any here in these horrible backwoods;" was the girl's reply. The neighbour, I dare say, was astonished at the ignorance of both mistress and maid; but she

gave them some hops and a little barm, and told the girl how to make the yeast called hop-rising; and this valuable piece of knowledge stood them in good stead: from that time they were able to make light bread, the girl shrewdly remarking to her mistress, that a little help was worth more than a deal of pity.

As the young learn more quickly than the old, I would advise the daughters of the intending emigrant to acquire whatever useful arts they think likely to prove serviceable to them in their new country. Instead of suffering a false pride to stand in their way of acquiring practical household knowledge, let it be their pride—their noble, honest pride—to fit themselves for the state which they will be called upon to fill—a part in the active drama of life; to put in practice that which they learned to repeat with their lips in childhood as a portion of the Catechism: “To do my duty in that state of life, unto which it may please God to call me.” Let them earnestly believe that it is by the will of God that they are called to share the fortunes of their parents in the land they have chosen, and that—as that is the state of life they are called to by His will—they are bound to strive to do their duty in it with cheerfulness.

There should therefore be no wavering on their part; no yielding to prejudices and pride. Old things are passed away. The greatest heroine in life is she who, knowing her duty, resolves not only to do it, but to do it to the best of her abilities, with heart and mind bent upon the work.

I address this passage more especially to the daughters of the emigrant, for to them belongs the task of cheering and upholding their mother in the trials that may await her. It is often in consideration of the future welfare of their children, that the parents are, after many painful struggles, induced to quit the land of their birth, and the home that was endeared to them alike by their cares and their joys; and though the children may not know this to be the main-spring that urges them to make the sacrifice, in most cases it is so; and this consideration should have its full weight, and induce the children to do all in their power to repay their parents for the love that urges them to such a decision.

The young learn to conform more readily to change of country than the old. Novelty has for them a great charm: and then hope is more lively in the young heart than in the old. To them a field of healthy enterprise is open, which they have only to enter upon with a cheerful heart and plenty

of
resp
Th
work
less
ledge
that
they
man
that
toil,
The
their
less
save
prosp
bette
alway
and r

Ye
class
daugh
bread
oblig
privat
ment,
Surely
be re
which
to fut

At
of fan
their
these
a litt
incom
and t
plain
Aft
things
in the
form

of determination, and they will hardly fail of reaching a respectable state of independence.

The wives and daughters of the small farmers and of the working class should feel the difficulties of a settler's life far less keenly than any other, as their habits and general knowledge of rural affairs have fitted them for the active labours that may fall to their lot in Canada. Though much that they have to perform will be new to them, it will only be the manner of doing it, and the difference of some of the materials that they will have to make use of: inured from childhood to toil, they may soon learn to conform to their change of life. The position of servants is much improved in one respect: their services are more valuable in a country where there is less competition among the working class. They can soon save enough to be independent. They have the cheering prospect always before them:—It depends upon ourselves to better our own condition. In this country honest industry always commands respect: by it we can in time raise ourselves, and no one can keep us down.

Yet I have observed with much surprise that there is no class of emigrants more discontented than the wives and daughters of those men who were accustomed to earn their bread by the severest toil, in which they too were by necessity obliged to share, often with patience and cheerfulness under privations the most heartbreaking, with no hope of amendment, no refuge but the grave from poverty and all its miseries. Surely to persons thus situated, the change of country should be regarded with hopeful feelings; seeing that it opens a gate which leads from poverty to independence, from present misery to future comfort.

At first the strangeness of all things around them, the loss of familiar faces and familiar objects, and the want of all their little household conveniences, are sensibly felt; and these things make them uncomfortable and peevish: but a little reasoning with themselves would show that such inconveniences belong to the nature of their new position, and that a little time will do away with the evil they complain of.

After a while, new feelings, new attachments to persons and things, come to fill up the void: they begin to take an interest in the new duties that are before them, and by degrees conform to the change; and an era in their life commences,

which is the beginning to them of a better and more prosperous state of things.

It frequently happens that before the poor emigrant can settle upon land of his own, he is obliged to send the older children out to service. Perhaps he gets employment for himself and his wife on some farm, where they can manage to keep the younger members of the family with them, if there is a small house or shanty convenient, on or near the farm on which they are hired. Sometimes a farmer can get a small farm on shares; but it is seldom a satisfactory mode of rental, and often ends in disagreement. As no man can serve two masters, neither can one farm support two parties, unless both are, which rarely happens, quite disinterested, and free from selfishness, each exacting no more than his due. It is seldom these partnerships turn out well.

SERVANTS.

There is an error which female servants are very apt to fall into in this country, which, as a true friend, I would guard them against committing. This is adopting a free and easy manner, often bordering upon impertinence, towards their employers. They are apt to think that because they are entitled to a higher rate of wages, they are not bound to render their mistresses the same respect of manners as was usual in the old country. Now, as they receive more, they ought not to be less thankful to those that pay them well, and should be equally zealous in doing their duty. They should bear in mind that they are commanded to render "honour to whom honour is due." A female servant in Canada, whose manners are respectful and well-behaved, will always be treated with consideration and even with affection. After all, good-breeding is as charming a trait in a servant as it is in a lady. Were there more of that kindly feeling existing between the upper and lower classes, both parties would be benefited, and a bond of union established, which would extend beyond the duration of a few months or a few years, and be continued through life: how much more satisfactory than that unloving strife where the mistress is haughty and the servant insolent.

But while I would recommend respect and obedience on the part of the servant to her employer, I would say, treat your servant with consideration: if you respect her she will

also r
one li
same
obey
also t
Master
of per

You
househ
to look

If t
to lear
ways
They
their
them,
you al
should

Let
doubtle
lot be
now th
tions o
every
the bet
service
there a
you ma
few an
less, su
ness, fo
His ea
you to
city: f
and in
your su

The
fulness
husban
was in
it was
by the

also respect you ; if she does her duty, she is inferior to no one living as a member of the great human family. The same Lord who says by the mouth of his apostle, "Servants obey your masters," has also added, "and ye masters do ye also the same, forbearing threatening ; knowing that your Master also is in heaven, and that with him there is no respect of persons."

Your servants, as long as they are with you, are of your household, and should be so treated that they should learn to look up to you in love as well as reverence.

If they are new comers to Canada, they have everything to learn ; and will of course feel strange and awkward to the ways of the colony, and require to be patiently dealt with. They may have their regrets and sorrows yet rankling in their hearts for those dear friends they have left behind them, and require kindness and sympathy. Remember that you also are a stranger and sojourner in a strange land, and should feel for them and bear with them as becomes Christians.


Let me add yet a few words ere we part, on a subject that, doubtless, is very dear to you—I mean your Church. If your lot be cast as a resident in any of the towns or villages, of which now there are so many, or in the long-cleared and populous portions of the province, you will find churches and ministers of every denomination, with ready access to Sunday-schools, for the better instruction of your children : in the cleared townships services are held at stated times, in the school-houses, of which there are one or more in each section of every township : but you may be far from a church, and your opportunities may be few and far between, of attending divine worship. Nevertheless, suffer not your God to be forgotten in the lonely wilderness, for you have need of his fatherly care over you and yours. His ear is ever open to hear, and his holy arm stretched over you to save. He is at hand in the desert, as well as in the busy city : forsake him not, and bring up your children in his love and in his ways ; so shall his blessing be upon yourselves and your substance.

The first church in which I bent my knee in heartfelt thankfulness to the Almighty, for his saving care over me and my husband, in preserving us from the perils of the great deep, was in a log church of the rudest description ; and subsequently, it was in a barn, where two of my elder children were baptized by the good rector of Peterboro', long since called away

from his pastoral labours by his Heavenly Master. But there was no lack of reverence among the little flock in the wilderness, who were gathered together that day ; for they felt that the rudest building can be made holy by the invisible presence of that Great God who has said, " Where two or three are gathered together in my name, there am I in the midst of them."

On that very spot, or within a few yards of it, the walls of a stone church are raised, and it will not be without a missionary of the Church, to administer the holy ordinances : so you see that while we were yet but a little flock, scattered and without frequent means of obtaining religious instruction, there were those who cared for the spiritual destitution of the poor colonists of the Backwoods ; and many liberal donations were sent from the mother-country for the erection of this church : many others, in like manner, have been built by funds supplied from England, and this fact will, I hope, encourage and cheer those whose first settlement may be made in remote and less-favoured situations. It is also encouraging to the poor Canadian emigrants to know that kind and pious hearts care for them.

And now, farewell ; and I trust you will find kind hearts and friends, and much prosperity, in the land of your adoption ; never forgetting that you still belong to that land, which is the glory of all lands, and are subjects to a mild and merciful Sovereign, who is no less beloved in her province of Canada, than she is by her loyal people of Britain.



DESIGN FOR A CHURCH AND SCHOOL.

NATU

C

W

fores
he se
it is
esser
wild

Lo

raw
Emig

He

sheds

Th

the k

and s

neutr

and s

saplin

a com

to be

suppl

and c

is roo

forest

hues

hemlo

Many

woods

The

wild f

The

Fro

THE
CANADIAN HOUSEKEEPER'S GUIDE.

NATURAL PRODUCTIONS OF THE WOODS—HOW MADE AVAILABLE TO
THE SETTLER.

When the Backwoodsman first beholds the dense mass of dark forest which his hands must clear from the face of the ground, he sees in it nothing more than a wilderness of vegetation which it is his lot to destroy ; he does not know then how much that is essential to the comfort of his household is contained in the wild forest.

Let us now pause for a few minutes while we consider what raw material is there ready to be worked up for the use of the Emigrant and his family.

Here is timber for all purposes ; for building houses, barns, sheds, fencing and firewood.

The ashes contain potash, and the ley added to the refuse of the kitchen is manufactured by the women into soap, both hard and soft ; or if spread abroad in the new fallow, it assists in neutralizing the acid of the virgin soil, rendering it more fertile and suitable for raising grain crops. From the young tough saplings of the oak, beech and ironwood, his boys by the help of a common clasp knife, can make brooms to sweep the house, or to be used about the doors.—The hickory, oak and rock-elm supply axe handles and other useful articles. From the pine and cedar he obtains the shingles with which his log-house is roofed. The inner bark of the bass-wood, oak and many other forest trees can be made into baskets and mats. Dyes of all hues are extracted from various barks, roots and flowers. The hemlock and oak furnish bark for tanning the shoes he wears. Many kinds of wild fruits are the spontaneous growth of the woods and wilds.

The forest shelters game for his use ; the lakes and streams wild fowl and fish.

The skins of the wild animals reward the hunter and trapper.

From the birch a thousand useful utensils can be made, and

the light canoe that many a white settler has learned to make with as much skill as the native Indian.

Nor must we omit the product of the sugar-maple, which yields to the settler its luxuries in the shape of sugar, molasses and vinegar.

These are a few of the native resources of the forest. True, they are not to be obtained without toil, neither is the costly product of the silkworm, the gems of the mine, or even the coarsest woollen garment made without labour and care.

A FEW HINTS ON GARDENING.—Owing to the frosts and chilly winds that prevail during the month of April, and often into the early part of May, very little work is done in the garden excepting it be in the matter of planting out trees and bushes; grafting and pruning, and preparing the ground by rough digging or bringing in manure. The second week in May is generally the time for putting in all kinds of garden seeds: any time from the first week in May to the last, sowing may be carried on. Kidney beans are seldom quite secure from frost before the 25th. I have seen both beans, melons, and cucumbers cut off in one night, when they were in six or eight leaves. If the season be warm and showery early sowing may succeed, but unless guarded by glass, or oiled-paper frames, the tender vegetables should hardly be put in the open ground before the 18th or 20th May: corn is never safe before that time. The coldness of the ground and the sharpness of the air, in some seasons, check vegetation, so that the late sowers often succeed better than they who put the seeds in early. Having given some directions in various places about planting corn, potatoes, melons, and some other vegetables, I shall now add a few memoranda that may be useful to the emigrant-gardener. If you wish to have strong and early cabbage-plants, sow in any old boxes, or even old sugar-troughs, putting some manure at the bottom, and six or eight inches of good black leaf-mould on the top, and set in a sunny aspect. The plants thus sown will not be touched by the fly. If sown later in May, set your trough on some raised place, and water them from time to time. Or you may sow on the open ground, and sprinkle wood-ashes or soot over the ground: this will protect the plants.—The fly also eats off seedling tomatoes, and the same sprinkling will be necessary to preserve them.

In sowing peas, single rows are better in this country than double ones, as unless there be a good current of air among the plants, they are apt to be mildewed.

Lettuces sow themselves in the Fall, and you may plant them out early in a bed, when they will have the start of those sown in the middle of May.

Those who have a root-house or cellar usually store their cabbages in the following way: they tie several together by the stem, near the root, and then hang them across a line or pole head downwards: others put them head downwards in a pit in the earth, and cover them first with dry straw and then with earth above that. The stem with the root should be stored by till spring, when if planted out, they will afford good, early, tender greens, at a season when vegetables are not to be had.

There are many substitutes for greens used in Canada. The most common one is the Wild Spinach, better known by its local name of Lamb's-quarter. It grows spontaneously in all garden grounds, and may be safely used as a vegetable. It is tender, and when thrown into boiling water with a little salt, and cooked for five minutes, and drained, and sent to table like spinach, is much esteemed by the country people.

The Mayweed, a large yellow ranunculus that grows in marshy, wet places, is also freely used: but be careful to use no wild plant unless you have full assurance of its being wholesome, and that no mistake has been made about it. There is another wild green called Cow-cabbage that is eaten, but this also requires an experienced settler to point it out.

It is always well to save your own seeds if you can. A few large carrots should be laid by to plant out early in Spring for seed. Onions the same, also beets, parsnips, and some of the best cabbages. Seeds will always fetch money at the stores, if good and fresh, and you can change with neighbours.

If you have more than a sufficiency for yourself do not begrudge a friend a share of your superfluous garden seeds. In a new country like Canada, a kind and liberal spirit should be encouraged; in out-of-the-way, country places people are dependent upon each other for many acts of friendship. Freely ye will receive, freely give, and do not forget the advice given in the scriptures, "Use hospitality one to another," and help one another when you see any one in distress; for these are opportunities cast in your way by God himself, and He will require the use or abuse of them at your hands.

Rhubarbs should always find a place in your garden; a cool, shady place and rich soil is best: throw on the bed in the Fall a good supply of long dung, and dig it in in the Spring. A barrel

without a bottom, put over a good plant, or a frame of an old box, will make the stalks very tender and less acid. The Giant Rhubarb is the best kind to plant.

A bed of Caraways should always find a place in your garden; it is always useful, and the seeds sell well, besides being valuable as a cattle medicine.

A good bed of pot-herbs is essential. I would bring out seeds of Balm, Thyme, and Sweet Basil, for these are rarely met with here.—Sage, Savoury, Mint and Peppermint, are easily got.

Sweet Marjoram is not commonly met with. I would also bring out some nice flower-seeds, and also vegetable seeds of good kinds, especially fine sorts of cabbage. You should learn to sow your own seeds. Good seeds will meet with a market at the stores.

The following plain, practical hints on the cultivation of ordinary garden vegetables will be found useful to many of our readers:—

Most kinds of seeds grow more freely if soaked in soft water from twelve to forty-eight hours before sowing; seeds of hard nature, such as Blood Beet, Mangel and Sugar Beets, Nasturtium, &c., often fail from want of attention to this circumstance. Rolling the ground after sowing is very beneficial, and will assist in making the seeds vegetate more freely; when a roller is not at hand, it may be done with the back of the spade, by flattening the earth and beating it lightly.—Kidney or French Beans may be planted any time in May, in drills, two inches deep, the beans two inches from each other, the drills about eighteen inches apart. If a regular succession is required, sow a few every few weeks from the first of May to the first July. For climbers the best sorts are the White Lima, Dwarf White Haricot, Bush Bean and Speckled Red. Broad or Windsor Beans do not succeed well in this climate, the Summer heat coming on them before they are podded, which causes the blossoms to drop off.

The best soil to grow them in is a rich, stiff clay, and on a northern border, shaded from the mid-day sun: sow in drills, two feet apart, two inches deep, and the seeds three inches asunder.

Blood Beet, Long and Short Turnips, may be sown in a good, rich, deep soil, about the first week in May. Draw drills about one foot apart, and one inch deep; sow moderately thick: when the plants are up strong, thin them out the distance of six inches from each other in the rows. Brocoli and Cauliflower require a deep, rich soil, of a clayey nature, and highly manured. To procure Cauliflower or Brocoli the seed ought to be sown, in a hot

bed
hea
of M
wel
flow
C
The
gro
like
they
for
T
and
Fla
C
The
ing
Vin
cha
keep
may
rent
to m
on e
or p
side
C
de
Sow
W
and
in th
for f
duce
be r
tivat
apar
C
have
mon
time
earth

bed, early in March; when the plants are quite strong and healthy, they may be planted out in the garden about the middle of May. Plant in rows, two feet square. The kinds that will do well in this climate are the Early London and French Cauliflower, Purple Cape and Walcheren Brocoli.

Cabbage, both early and late, may be sown any time in May. The best situation for raising the plant is a rich, damp piece of ground, shaded. Seed sown in a situation of this kind is not so likely to be destroyed by the fly. When the plants are strong they may be planted in rows, and managed the same as directed for Cauliflower.

The best kinds for Summer use are the Early York, Battersea and Vannack: for Winter use the Drumhead, Large Bergen and Flat Dutch.

Cucumbers may be sown in the open ground any time in May. They require a good rich soil. Sow in hills, four feet apart, leaving only four plants on each hill. The Cucumber and Melon Vines are liable to be attacked by a yellow fly or bug. Soot, charcoal-dust or soap-suds applied to the plants, will assist in keeping them off. Musk Cautaloupe, Nutmeg and Water Melons may also be sown at the same time, taking care to sow the different kinds a good distance apart from each other, as they are apt to mix. Plant in hills three feet square, leaving only three plants on each hill. When the plants have grown about six inches, stop or pinch the leading shoot, which will make the plants throw out side shoots, on which you may expect to have fruit.

CARROTS.—The most suitable ground for growing Carrots is a deep, rich soil, that has been well manured the previous year. Sow any time in May, in drills one foot apart, and one inch deep.

When the Carrots are up thin them out, four inches apart, and keep them free of weeds. The kinds that are generally sown in the garden are the Early Horn, Long Orange and Red Surrey: for field culture the White Belgian and Altringham. The produce of one acre of field Carrots, when properly cultivated, may be rated at from five hundred to eight hundred bushels. In cultivating them on the field system the drills ought to be two feet apart, and the Carrots thinned out at least twelve inches asunder.

CELERY.—This vegetable is much esteemed as a salad. To have early Celery the seed should be sown in a hot-bed, in the month of March; for Winter Celery the seed may be sown any time before the middle of May. Sow on a small bed of fine, rich earth; beat the bed a little with the back of the spade; sift a

little fine earth over the seed ; shade the bed with a mat or board till the seeds begin to appear. Celery plants ought to be picked out into a nursery-bed, as soon as they are two or three inches high. Cut their roots and tops a little, before planting ; water them well, and shade them from the sun, until they begin to grow. Let them remain in the nursery-bed for one month, after which they will be fit to transplant into the trenches.

As a corrective to the sourness of very damp, rich, new soil, a light sprinkling of wood ashes is very useful. Leeched ashes are very good on some soil. The most splendid cabbages I ever saw were raised on ground where the spent ashes from a leech barrel had been ploughed into the soil. The kinds grown were the Conical Cabbage and Portugal Ivory-stemmed. The plants were from new seed from the Chiswick Gardens, and my Cabbages caused quite a sensation among the country gardeners.

Hops.—This most useful plant no settler's house can dispense with : they are generally grown about the fences of the garden, around the pillars of the verandah or porch of the dwelling-house, or in hills in the garden. When in open ground the Hop must be supported with poles at least ten or fifteen feet high, set firmly in the ground. The Hop must be planted in very rich mould, and early in the Spring, that is before the sprouts begin to shoot above the ground. Two good buds at least are required for every root that you set. The Hop seldom is of much benefit the first year that it is planted, though if the ground be very rich, and the roots strong, the vines will produce even the first year. A little stirring of the mould, and a spadeful or two of fresh manure thrown on the plant in the Fall, when the old runners have been cut down, will ensure you a fine crop the second year. Hops will always sell well if carefully harvested. In another part of the book I mention that they should be gathered fresh and green : dull, faded, frost-bitten Hops are of little worth. When plucked they should be carefully picked from leaves and stalks, and spread out on a clean floor, in a dry chamber, and when quite dry packed closely into bags and hung up in a dry place. Many persons content themselves with cutting the vines long after they are ripe for gathering, and throwing them into a lumber-room, there to be plucked as they are required ; but this is a very slovenly way. Children can pick up Hops at the proper season, and store them by when dry, without much labour, and just as well as the mother could do it herself.

The following article I have selected from the *Old Countryman*, a popular and useful Canadian paper :—

at
de
pa
lu
fo
sp
liz
an
mu
rec
ab
roo
nes
sho
Th
apa
at t
T
Car
Spi
ear
all
soil
and
S
bla
and
wil
C
Ac
but
Sp
che
He
Mo
in
Bel
to
as

"GARDENING.—We feel bound constantly to urge upon the attention of our readers the profit and importance of a good garden. Its influence is good every way. It spreads the table with palatable and nutritious food, and fills the dessert dishes with luxuries, and thus saves the cash which must otherwise be paid for beef, ham, veal and lamb; besides promoting the health and spirits more than the meat would. Then a good garden is a civilizer. The garden and orchard beautify the home wonderfully, and kindle emotions which never die out of the heart. But we must say a word or two on individual plants, and first of—

ASPARAGUS.—This is a delicious vegetable. What the old bed requires in the Spring is to cut off the last year's stalks, just above the ground, and burn them; loosen the earth about the roots, and clean up the whole bed. As the sweetness and tenderness of this plant depends upon its rapidity of growth, the soil should be made very rich.

BEANS should be planted as soon as you feel secure from frost. They are ornamental when planted in hills, two or more feet apart, with birch sticks stuck about the edge, and tied together at the top.

Then there are Peas and Beets of two or three kinds, Parsnips, Carrots, Lettuce, Radishes, Cucumbers, Rhubarb, Pepper-grass, Spinach, Salsify, Parsley, Tomato, Turnips, Celery, early Corn, early Potatoes, Melons, Onions, summer Squash, and Cabbage, all affording the proper summer nutriment, and requiring a similar soil for their production. Sow and cultivate well a few of each, and you will find your account in it.

SMALL FRUITS.—Set red and white Raspberries, Thimbleberries, black and white, also Currants and Gooseberries. They are cheap and wholesome food, and as easily raised as Potatoes. Any home will have charms for children where these are plentifully grown.

ORNAMENTAL.—Do not allow the lusty teams and the broad Acres, the Grass, the Grain, and the Tree to occupy all your time, but give a thought and an eye occasionally to the beautiful. Spread out a sunny space for the daughters, where the boys will cheerfully assist them with the spade. What a charming spot! Here are the mixed Balsams and Carnations, the Mignonette, Mourning Bride, and Columbine; there, Love-lies-bleeding, and, in the corner, Love-in-a-mist, the Candy-tuft, and Canterbury Bell. Why, you resume your youth here. Time almost ceases to make its mark. Old scenes come thronging to the soul, such as when you sat on the rustic seat in the garden, and dissected

flowers with her who is now the mother of these beautiful and happy daughters. Such are the influences of the flower garden. We need not go to the books for poetry, it is nature everywhere, but especially in such a group as this—

‘There’s beauty all around our paths,
If but our watchful eyes
Can trace it midst familiar things,
And through their lowly guise.’

We insist upon it, that there is time with all to be given to the ornamental. It will make you richer, better, happier, more cheerful, and enable you to die easier, and will have the same influences upon your family, by creating something of the beautiful around you.”

The new settler will be surprized at the facility with which in the open ground, he can raise the finest sorts of Melons, with as little labour bestowed upon the plants as he has been accustomed to give to Cabbages, Lettuce or any of the commonest Pot-herbs. The rich black mould of the virgin soil, and the superior heat of the sun in a climate where the thermometer often ranges from 80° to 95° for many days together during the summer months, brings both vegetables and fruit to perfection very rapidly. In the Western part of the country, or that portion lying between the great lakes Ontario, Erie and Huron, fruit is grown and ripened that is with difficulty perfected east of Toronto, where the heat is not so ardent, and late and early frosts nip the fair promise of the wall fruit. The Peach, Apricot and Grape, with many other kinds are rarely met with in the Eastern portion of the Province, unless trained on South walls, and protected during the cold season. Pears, however, will grow well; Apples of the finest quality, and many other fruits in the townships between Toronto and Montreal. I have heard that the Apples of the Lower Province are considered by horticulturists to be of the finest quality. There are several sorts of Apples in great repute in our orchards, and should be cultivated by those who are planting trees—“Pomme-gris,” “Canada-red,” “St. Lawrence” and “Hawley’s Pippin,” with some others of excellent reputation; but as I have devoted a separate section to Apples and the Orchard, I need say no more on this head in this place.

With a little attention and labour, the vegetable garden may be carried to great perfection by the women and children, with a little assistance from the men at the outset, in digging the ground, and securing the fences, or any work that may require strength to

effe
larg
ture
the
very
in la
of ro
arch
men
Ston
the c
estim
Wild
will
by th
be re
taste
in th
tally
or ar
their
the G
intell
cultiv
more
hand
the h
Make
Ho
garden
lieved
settle
ren s
of the
rear i
AF
great
often
have
No
nient
a clim

effect. In the new ground the surface is often encumbered with large stones, and these must either remain a blot on the fair features of the garden plot, or be rolled away by the strong arm of the men, aided by the lever. These surface stones may be made very serviceable in filling up the lower part of the fence, or piled in large heaps, be rendered ornamental by giving them the effect of rockwork. I know many gardeners whose rustic seats, over-arched by climbing plants, have been made both useful and ornamental with these blocks of granite and limestone forming the seat. Stone-crop, Orpine, and many other plants, set in a little soil among the crevices, have transformed the unsightly masses into an interesting and sightly object. The Wild Cucumber, Orange Gourd, Wild Clematis, and a number of other shrubby climbing-plants, will thrive and cover the rocky pile with luxuriant foliage, Thus by the exertion of a little ingenuity, the garden of the settler may be rendered not only highly useful, but very ornamental. A little taste displayed about the rudest dwelling, will raise the inmates in the eyes of their neighbours. There are very few persons totally insensible to the enjoyment of the beautiful, either in nature or art, and still fewer who are insensible to the approbation of their fellow men; this feeling is no doubt implanted in them by the Great Creator, to encourage them in the pursuit of purer, more intellectual pleasures than belong to their grosser natures. As men cultivate the mind, they rise in the scale of creation, and become more capable of adoring the Almighty through the works of his hands. I think there can be no doubt but that whatever elevates the higher faculties of the soul, brings man a step nearer to his Maker.

How much pleasanter is the aspect of a house surrounded by a garden, nicely weeded and kept, than the desolate chip-yard, unrelieved by any green tree or flower, that is so often seen in the settlements in Canada. What cheerful feelings can such a barren spot excite; what home-affections can it nourish in the heart of the emigrant wife? Even though she may have to labour to rear it with her own hands, let her plant a garden.

APPLES.—The planting of an orchard, which is a matter of great importance to the future comfort of the settler's family, is often delayed year after year, and that is done last which should have been attended to at the outset.

Not only are Apples valuable as a most palatable and convenient article of diet, but also as one of the most wholesome. In a climate where great heat prevails during the summer months,

and even later in the Fall, the cooling acid of fruit becomes essentially necessary for the preservation of health.

During the first years of the emigrant's life, this want is painfully felt by those who settle down in the backwoods; and a supply should be provided for as early as possible, by planting trees in the first or second year of the settlement.

I cannot too forcibly impress upon the emigrant the advantage he will derive from thus securing to his household the comforts, I might almost say the blessing, of an orchard.

I would therefore advise him to fence in securely the first acre, or even half-acre of cleared ground about the house, and plant it with young Apple-trees. In all the towns now he will find nurseries, where the choicest and best sorts of Apples, Pears, Cherries and Plums can be bought.

For good root-grafted Apples of good character, which will begin to fruit in three years from the planting, the usual price is 1s 3d (a quarter-dollar). Pears, Plums and budded Cherries, of good sorts, are dearer, say 2s 6d the tree. Ungrafted Apple-trees, or seedlings of three years' growth, cost 7½d (or a York shilling). These last will bear good kitchen fruit, and by chance, if well cared for, a very fine table Apple may be found among them; but those who can afford to lay out a few dollars in securing Apples of the first quality, will be wise to do so. But there may be some who are unable to make even this small outlay, and can hardly venture to purchase the ungrafted trees. Let such sow every apple-pip they can obtain on a bed, set apart in the garden enclosure, for that purpose. The Fall is the best time to put the pips in the ground; they will come up in the following Spring: but if you sow them in Spring they rarely come up till the following season, while those sown in the Fall come up in the ensuing Spring.

When these nurslings are well up in six or eight leaves, weed them carefully, by hand, or with an old knife. The pips should be sown in drills, a foot apart; the seeds six or eight inches apart; but as ground is no object, and the young trees will be twice as strong and straight with room allowed to grow in, I would rather weed them out so that each sapling stood eighteen inches apart each way; you may plant out those you remove, and they will be none the worse for the resetting.

By the third year these young trees may be grafted, or else they may be removed to the situation in the garden or orchard they are meant to occupy; and after this removal good, well-

form
bett
man
with
orch
tree
grou
Fall
grov
rous
M
but
serie
on t
In
vatin
year
mean
left
most
glect
ther
doubt
amon
town
3d t
and
hold
sake
devo
orch
wou
A
and
keep
with
elder
ing
in th
I ha
W
siste

formed branches may be encouraged, but spurs and sprouts are better kept from filling up the middle of the tree. Seedlings thus managed, and the roots kept well worked about at the surface with the hoe, will stand a fair chance of becoming a valuable orchard. You will be surprised at the rapid advance of these trees in a few years time. A scattering of wood-ashes on the ground, or a little manure, well worked in with the hoe in the Fall, will do great things for your plantation. Many persons grow young nurseries for the sake of grafting on the young vigorous stocks. In Canada root-grafting is very much practised.

My female readers will say, these directions are all very well, but this is men's work; we women have nothing to do with nurseries excepting in the house; but let me now say a few words on this head.

In Canada, where the heavy labour of felling trees and cultivating the ground falls to the lot of the men, who have for some years enough to do to clear ground to support the family and raise means towards paying instalments on the land, little leisure is left for the garden and orchard: the consequence is that these most necessary appendages to a farm-house are either totally neglected or left to the management of women and children. That there is a miserable want of foresight in this, there can be no doubt, for the garden, when well cultivated, produces as large an amount of valuable crop as any part of the farm. In any of the towns in the Fall or in Winter a head of good Cabbage will fetch 3d to 4d, Onions a dollar a bushel, Carrots from 3s to 4s a bushel, and other vegetables, in like manner; and as food for the household consumption, they cannot be too highly valued, even for the sake of preserving the health. Nevertheless if the men will not devote a portion of time to the cultivation of the garden and orchard, the women must, or else forego all the comfort that they would otherwise enjoy.

After all, when the enclosure is made, and the ground levelled and laid out in walks and plots, the sowing of the seeds, and keeping the crops weeded and hoed, is not so very heavy a task: with the aid of the children, and occasional help of one of the elder boys, a good piece of garden may be cultivated. The tending of a nursery of young trees from the first sowing of the seeds in the ground, is rather a pleasure than a labour, and one which I have taken a delight in from my earliest years.

When I was a child of eight years old, I assisted one of my sisters two years older than myself, under my father's direction,

in planting a nursery of Walnuts. Those trees now form a fine avenue, and have borne fruit for many years.

Little children can be made to sow the stones of Plums, Cherries, and Apple-pips, in the nursery; these in time will increase and bear fruit in due season: they will all bear fruit without grafting or budding, and they are growing while you are sleeping. In a few years they will be a source of comfort and luxury to your family, and you will not then lament the care that you bestowed upon them.

In the early years of our infant settlement on the banks of the Otonabee river, above the town of Peterboro', all the ladies worked in their gardens, raised their own vegetables, and flowers, and reared the fruit trees which in after years almost overshadowed their dwellings. They felt this work as no disgrace to them, but took pride and pleasure in the success of their labours.

My own garden was full of stumps, and stones, roots and wild bushes, and it cost some trouble to reduce it to smooth working order. I got some help to overcome the first difficulties. The stones, some of them of large dimensions, were removed with a handspike, and built up into a heap. Around the stumps, turf and rubbish of all kinds were heaped, and finally covered with a depth of fine black mould, on which Gourds, Cucumbers or Melons were planted, the grass roots and weeds nourishing them as well as a regular hot-bed would have none; by this simple contrivance we got rid of much rubbish, which by degrees was converted into the best of manure, and hid many an unsightly object; the vines of the Cucumbers, &c. running down the steep sloping sides of the mound, and also covering the stumps with their leaves and fruit.

As I disliked the rough unsightly look of the rail fences, I got an old English settler to enclose my garden (which swept in a bold curved line from each corner of the house) with a wattled fence: this looked very picturesque, but did not last more than three years good. I then collected wild gooseberry bushes, currants, bush honey-suckles, hawthorns, wild cherry and plum trees, with all sorts of young bushes, and planted them within side my fence, to make a living fence, when the other should have decayed; and had I remained long enough to complete my plans, I should have had a nice hedge. If we could have procured the proper sort of wands, fit for the purpose, I have no doubt my fence would have proved as lasting as it was pretty. It was the admiration of all my neighbours, and many came to look at "Mrs. Traill's fence."

Ne
log fe
procu
and r
but a
dition
minu
ces, t
tion t
I r
Apple
I a
to do
even
ferent
large
for th
after
have
men c
blishe
and v
In
enoug
rough
puttin
With
and th
and sp
have t
The
friable
on. I
Let
arrang
with t
fill up
plante
the tre
mulch
you th
wind,

Next to a picket fence made of split cedars, with cedar posts, a log fence is the best in situations where sawn lumber is not easily procured, but the logs should be secured from rolling by stakes and riders. These fences are only suitable to bush settlements, but as my book is intended for emigrants of all sorts, and conditions, and especially for the working hands, I have dwelt more minutely on such things as may suit their particular circumstances, though I trust it may also contain matter of valuable instruction to all classes.

I must now return to the subject from which I first started, Apple orchards and Apples.

I again repeat my advice to buy grafted trees if you can afford to do so. There are agents who travel the country, and penetrate even to the verge of the forest, to collect orders for trees, from different nursery-gardens in the United States, and also from the large towns in Canada. I recommend you to deal with the latter, for this reason: your trees are likely to reach your hands sooner after being taken out of the ground; give your strict orders to have the trees well rooted, and the roots matted; and deal with men of good character, who are well known, and have an established reputation. I will give you a list of the most approved and valuable Apples, at the end of this article.

In planting your trees do not be afraid to make the hole wide enough; it is better to dig the soil well, and let every part be thoroughly worked till it be fine and mellow; this is better than putting manure to the roots, which gardeners do not recommend. With a sharp knife cut the bruised roots, and if the top be large, and the roots small, reduce the branches; if the roots be large and spreading, little pruning is requisite; the young trees that have thriven best have been uncut when planted.

The careful planter will make holes deep, that a good bed of friable, sandy loam may be spread at the bottom to set the trees on. It makes a great difference on what soil the roots are bedded.

Let the tree be held up by one person, while another carefully arranges the roots, so that they lie in a natural way in contact with the soil; then lightly strew in the earth, with the hands, and fill up the hole with good soil, pressing the earth down; when planted, a quantity of half-decayed litter should be placed round the tree, as far as the roots extend; this is called by the gardeners mulching, and serves to keep the ground moist and mellow. If you think it needful to support the tree from the action of the wind, tie it to a stake, but place a bit of old cloth between the

stake and the young tree, to keep the bark from being rubbed. "In most cases," says a skilful American horticulturist, "it is better to thin out, than to shorten the branches of the newly taken-up trees; leaves are necessary to the formation of roots, and if you deprive the young tree of all its boughs, you stop its resources for root-growth."

There are two seasons for orchard planting; in the Fall and the Spring. Now I am, myself, rather in favour of the Fall planting if it be not put off too late. Many persons plant late, and lose their trees. October is the usual time, and I think it should be done as early in the month as possible. My own idea is, that just at the season when the leaf begins to turn yellow, is the safest time for transplanting. If it be put off till the frosts harden the ground, injury to the tender nurslings must follow. In Spring the ground is often too wet and cold, and the trees get too forward to be removed safely. April is the Spring month for transplanting, and October in the Fall.

I will now, as well as I can, give you some simple directions about grafting, which is an art often practised by the female hand, as well as that of the professed gardener,

Cut the stock or branch which you design to graft upon, smooth and even, with a sharp knife, or if too large for the knife, with a small fine-toothed pruning saw; with your knife make a cleft of about an inch deep, through the crown of the stock, dividing it clean through the bark on either side, into which cleft insert the handle of a budding-knife, which is smooth, and wedge-shaped; or if you are without this useful instrument, have ready a narrow wedge of wood, which will answer all the purposes; this is to keep the cleft open, while you insert the scions or grafts. Select your grafts from any good sorts; from healthy trees, the new or youngest growth of wood being chosen. Most grafters cut the scions some days or even weeks before. With a sharp knife pare away the wood on each side, taking care to leave a ridge of bark on your scion, as on this simple circumstance depends the life of the graft. The graft should be about a finger's length, with three distinct buds; one, from the base of which you begin to shape the lower part or wedge, which is to be introduced into the cleft. Two grafts, one on each side of the stock, are generally inserted, unless it be in Seedling Apples, when one will be sufficient. I have seen as many as four scions on the large limbs, but one or two good grafts are better than none.

With your grafting-wax at hand, (for clay does not answer in

this
cleft
a sle
of th
and
Proc
wed
hold
ever
ing
on t
crac
the
strip
mov
if yo

I ha
equa
tice
and
Can
ceipt
G
part
part
cold
vent
with
it is
adhe
the
so a
more
S
pent
Clay
the
T
or l
wed
for

this country as in England,) insert your scions at the edge of the cleft, so that the strip of bark left on it fills up the opening like a slender gore let into the stock, taking care to bring the edges of the bark of the cleft and the bark of the graft close together and even, so that neither one shall project beyond the other. Proceed in like manner to your other graft, and then remove the wedge from the centre of the stock; the crack will close, and hold your scions tight: then apply the wax to the sides, covering every part of the seam and a little below, where you see the cracking of the bark; also round the part where the lowest bud rests on the stock: do this effectually, and spread the wax over the crack on the crown of the stock, bringing a little of it all round the edge of the bark, to keep it from drying up. Some wind a strip of cloth or thread round, to secure the graft from being moved by an accident: others leave it to chance. You can do so if you like, only there is an old proverb in favour of the binding:

“Safe bind, safe find.”

I have only described one method of grafting, but there are many equally simple and safe, which any one conversant with the practice of grafting will describe; or what is still better, cut a branch and a scion and show you the process. I learned to graft from a Canadian lady in her own parlour. I will now give you the receipt for preparing the grafting wax.

GRAFTING WAX is made in the following proportions: one part of common beef-tallow, two parts bees' wax, and four parts resin. Melt the whole together; pour into a pail of cold water; rub a little of the grease on your hands, to prevent the wax from sticking, and then as it cools work it well with your hands, first in the water and then on a bit of board, till it is thoroughly kneaded, and it will be soft and plastic, without adhering to the fingers or running thin. This wax is spread over the sawn limb and round the graft, and down the wounded bark, so as to exclude the air and moisture; if too soft, add a little more wax, or if too hard a little more tallow.

Some use cobbler's wax, some apply pitch, and the common turpentine from the pines; but the wax is neatest, cleanest, and best. Clay is of little use, as it either dries with the sun, or cracks with the frost. Some use bass bark, to bind round the grafts.

The tools used by those persons who make grafting a business, or have large orchards, are a grafting-saw, a pruning-knife, a wedge-handled knife, a small hammer, with an axe at one end, for making clefts in the large boughs, and a bag for the tools,

with a strap to pass about the shoulder, and a box for the wax, with string, or a coil of wet bass or cedar bark for binding; but many trees are grafted with only a knife, a saw, and the wax.

Those who know how to graft should early sow the seeds of Apples, Pears, Plums and Cherries in a nursery bed, that they may have good, vigorous stocks to graft upon.

Not long since, I met with an old-fashioned book on orchard-planting, where the following directions are given:—

“Sow Apple-seeds in a ring, at distances of twenty-five feet from ring to ring, on a space intended for an orchard. When your young trees are up, thin out to two feet apart, keeping them stirred with the hoe, and free from weeds. At the end of three years graft your young stocks. The following year remove all but one healthy tree from each ring, choosing the very best to become your standard. The rest of your young grafted trees may be set out in suitable places or sold, but you will find the advantage of never having transplanted your seedling, by the superior growth and vigour of your graft over the young stocks that have been checked by transplantation from the native soil.”

As a manure for orchard-trees, wood soot, wood ashes, and a small quantity of lime is strongly recommended, especially in wet soil. A dead level, unless drained, is not so favourable for Apple trees, as the side of a hill facing South or West. Soap-suds are recommended to wash or scrub the bark of Apple and Pear trees, to prevent scaly bark, and remove moss. In the Fall, a careful person should examine all the trees, and remove the nests of the caterpillars, which will be found adhering to the young twigs, like a gummy swelling of the bark. These are easily taken off like a brittle, varnished crust. Early in Spring search the trees again; if any escape they will show themselves in the leafing time, and unless the webs which they spin for a shelter, are removed in time, these caterpillars will injure the crop and tree, by devouring the foliage and blossoms.

Having given you some directions for the management of your Orchard-trees, I will now furnish you with a list of the most highly approved sorts to select for planting, as the names differ much from those you have been accustomed to see in the English Orchards. America is famous for the excellence of her Apples, and those that are the natives of the climate, are always most hardy, prolific, and best adapted for Orchard planting in Canadian soil.

SUMMER APPLES.—Early Harvest, Yellow Harvest, Early Joe,

Sum
apple
not
much
sacri
know
and
At
land
oune
pare
Grav
W
bo, E
Islan
Grise
Ladi
Th
celeb
with
the t
Or if
Sprin
thick
Ha
recip
ing o
AF
pie o
grant
in ec
cooki
of cle
turne
and t
thing
quan
three
thin
edge
semb
the d

Summer Queen, Sweet Bough, Summer Bellflower, (good cooking apple,) Summer Permain, Canada Red, Snow Apple; this last is not ripe till September, but can be used for pies or puddings much earlier; it is a great bearer, and the thinning out is no real sacrifice, as it improves the size of those left to ripen. It is known in the Lower Province as La Fameuse; it is a great bearer, and a fine, sweet, juicy apple.

AUTUMN APPLES.—Autumn Strawberry*, Fall Pippin*, Holland* (kitchen apple), Red Astracan*, Hawley's Pippin*, Twenty-ounce apple*, Burassa* (late Fall), Baldwin, St. Lawrence, Nonpareil Russet, Golden Russet*, York Quincy, Hawthornden*, Gravestien*.

WINTER APPLES.—Winter Strawberry*, Northern Spy*, Rambo, Baldwin*, Roxbury Russet*, Swaar*, Winter Pippin*, Rhode Island Greening*, Ribstone Pippin*, Newtown Pippin*, Pomme Grise, Spitzenburg*, White Winter Pearmain, Yellow Bellflower, Ladies' Sweeting. These are all choice sorts.

There are many other capital apples, but these are the most celebrated, and therefore I have selected them. Those marked with a star are the best quality, but all are good. The mulching the trees as before noticed, is of great utility, but not too deeply. Or if much litter be laid round in the Fall, remove it in the Spring, and stir the ground with the hoe; covering the roots too thickly keeps the sun from warming the earth about them.

Having done with the planting, I will now give some good recipes for the cooking, and end with some remarks on the storing of apples.

APPLE-PIE.—Every one knows how to make a common apple-pie or pudding. But in case there may be a few among my emigrant friends, who have been unused even to this simple process in cooking, I will say—peel and core your apples; good acid cooking-apples are better than sweet ones; drop them into a pan of clean water as you pare them; in the pie-dish place a tea-cup, turned bottom upwards; put in a large table-spoonful of sugar, and two or three cloves, or a bit of lemon peel, if you have these things at hand; fill your dish with the cored apples; a very small quantity of water—a large table-spoonful will suffice; add two or three more cloves, and more sugar; cover with your paste, rolled thin; finally crimp the edge, and scallop with your finger and the edge of the knife. A few delicate leaves, cut and marked to resemble apple leaves, placed in the centre, give a pretty look to the dish; but this is a mere matter of taste. If you have any

cause to think that the fruit is not quite soft, when the crust is baked, set the dish on the top of one of your stove griddles, and let it simmer awhile. Some persons stew the apples first, season and put them into the dish, and when cool, cover and bake; but I think the apples never taste so well as when baked in the old way. The reason for inserting a cup in the pie is this—the juice and sugar draws under the eup, and is thus kept from boiling out; paring the apples into the dish of water prevents them from turning brown or black, and the moisture they imbibe renders no other water necessary, or very little. The Canadians season their pies with nutmeg and allspice, making them sickly tasted; they stew the apples till they are an insipid pulp, and sweeten them till the fine acid is destroyed. A good, juicy, fine-flavoured apple-pie is a rare dish to meet with in hotels and among the old Canadian and Yankee settlers.

DRIED APPLES.—The drying of apples is a great business in the houses of the Canadian farmers, where they have orchards, or live near those who have large orchards, who will sell the inferior fruit very cheap, as low as 7½d. a bushel, if you gather them yourself. Those who revel in an abundance of this useful fruit, often call their young friends together to an Apple-paring “Bee”. Bushels and bushels of apples are pared, cored and strung on Dutch thread, by the young men and maidens, and the walls of the kitchen festooned round with the apples, where they hang till dry and shrivelled. They should be dipped into boiling water as they are hung up; this preserves the colour. Some expose them to the action of the sun and wind, on the walls of the house, or spread them on clean boards or trays; when thoroughly dry, they are stored in bags, and hung in a dry place, out of the dust. These dried apples find ready sale at 1s. 6d. per lb., and even higher, if the season be far advanced, and apples scarce. When required for use, they are steeped for some time in hot water. Stewed till tender, with a seasoning of cloves, these apples form a delightful preserve, and rarely need any sugar; but if too sour, a small quantity is easily added. Some add molasses. Tarts, pies and many pleasant dishes are made with these dried apples; a delicious fever drink is made by pouring off the liquor after the Apples have boiled a few minutes. By this simple process of drying, you may have apples to make use of all the year round, long after the fruit has decayed, and lost its flavour, in the apple chamber. In England this process of drying apples might be adopted to advantage.

F
sug
the
of s
the
few
look
T
For
A
infe
of e
and
frui
boil
tint
wat
a co
in s
hav
whi
the
scis
P
ordi
tyin
A
seas
who
you
cold
is e
who
A
the
a la
eith
is t
stir
ing
som
with
in n

PRESERVED APPLES.—Take equal quantities of good brown sugar and of good boiling apples ; i. e. a pound to a pound ; cut the apples up fine, put on your skillet, and to every three pounds of sugar allow a pint of water ; scum the syrup as it boils up, add the apples, with a little essence of lemon, or lemon peel ; a few cloves, or a bit of ginger ; boil till the apples are tender and look clear.

The small American crabs will be excellent, done the same way. For common everyday use, half the quantity of sugar will do.

APPLE JELLIES.—Allow a pound of crushed sugar (this is an inferior sort of loaf sugar, which sells at 6d. a pound) to a pound of chopped apples, boil the sugar to a syrup, with a few cloves and a stick of cinnamon ; throw in the apples, and boil till the fruit is dissolved. If you wish to have it coloured, add in, while boiling, a slice or two of blood beet ; this will give a beautiful rich tint to the jelly ; or a little saffron steeped in a cup of boiling water, which will tinge it a deep yellow ; strain the jelly through a coarse sieve of net or fine canvas. When potted, cut paper dipped in spirits, and lay on the top, the size of the inner rim of the jar ; have a larger round cut, so as to cover the outer rim ; beat up the white of an egg, and with a feather brush this paper over ; press the edges close to the jar ; to do this well, snip the edge with the scissors, which will make it form to the shape of the jar.

Preserves thus secured from the air, do not mould as in the ordinary mode of tying them up, and the trouble is not more than tying with string.

APPLES IN SYRUP.—Make a thin syrup with sugar and water, season with spice or lemon peel ; pare some small-sized apples, whole, and let them boil till tender, but do not let them break if you can help it. Set the apples and syrup by in a deep dish till cold. This makes a cheap dish to eat, with bread, at tea. It is easily prepared, and is very agreeable, besides being very wholesome.

APPLE BUTTER, OR APPLE SAUCE.—This is often made in the houses of settlers where there is an abundance of apples, on a large scale ; several bushels of pared apples being boiled down, either in cider or with water, for several hours, till the whole mass is thoroughly incorporated. Great care is needful to keep it stirred, so as to prevent burning. There are several ways of making this apple-butter ; some make it with cider, others without, some use sugar, others do not ; and some boil sliced pumpkin with the apples, if the latter are very acid. It is a standing dish in most American houses, and is very convenient.

ANOTHER METHOD.—Take three pails of cider, and boil down into one; have ready a quantity of sweet apples, pared, and quartered, with the peel of one or two lemons; throw the apples into the cider, and as they boil down, add more, till your cider will boil down no more; keep the apples stirred well from the bottom of your skillet, to prevent burning; it will take some time to boil down quite smooth, say three or four hours; when done put it into a clean wooden or stone vessel, and keep covered in a dry place.

You may take out some of this pulp and spread on dishes or tins, and dry in the sun or before the fire, and pack away; it makes a nice dry sweetmeat, or, steeped and boiled up, a delicious wet preserve. The Canadians who have large orchards make as much as a barrel of this apple-sauce for daily use.

CIDER.—Some persons have cider presses, which forms a part of their business in the Fall. The usual charge for making cider is 1s. per barrel for the use of the press, you finding the labour, &c., and, of course, the barrels and fruit.

Cider sells at from \$2½ to \$3, if good. Where a farmer has an extensive orchard, the house should be well supplied with this cooling beverage. In harvest time it supplies a valuable drink: in a country where beer is not brewed in private families, and where the exhaustion and waste on the system, by excessive heat and labour, must require a supply of moisture, cider is very useful. The grateful acid must be preferable to the spirits, which are often mixed with the water, or drunk in fiery drams in the harvest field.

RED APPLE JELLY.—Take the small scarlet American crab apples, and boil down with a small quantity of water. The best plan is to put the apples, with a little water, into a jar with a lid to it, and set it into a pot of boiling water; let it remain in this water-bath till the apples are quite soft; pulp them through a sieve, and add one pound of fine sugar to each pint of the apple-pulp, with a stick of cinnamon and a few cloves; boil for half an hour, or till the jelly will stiffen when cooled on a plate; put in jars or glasses, and when cold pour a teaspoonful of spirits on the top. Wet a paper with white of egg, and fasten down, so as to cover the edges of the jar quite tight. When well done, this jelly has the most beautiful transparency, and a lovely scarlet colour.

APPLE-PARING MACHINE.—This useful invention saves much time and labour: it is an American invention, and can be bought in the hardware stores for 5s.

NOTE.—I strongly recommend to the attention of any one

who takes an interest in orchard culture, a small volume called *The American Fruit Book*: it contains the best practical advice for the management of all the common fruits of Canada and the States. It is to be found in most of the district libraries. A small book and a cheap one, but a treasure to the inexperienced fruit grower.

Apple-trees are subject to a disease of the bark which is produced by the small scaly insect called bark-louse (or cocus): it resembles a brown shell, or a seed of flax, though hardly so large; young seed apple-trees are rendered sickly and stunted by this affection: to remedy the disease and destroy its cause use—one part soft soap, four of water, and a little fresh-slacked lime: apply in the month of June, or indeed at any season; it may be used without injury to the tree. For removing the webs of caterpillars situated on high branches, tie some woollen rags to a tall staff; wet this mop in water or suds, and apply it to the branch, and by giving a twirl to the stick, you will remove the nest and its contents.

Apples for making cider should be well ripened and picked, free from decay, wood and leaves; if left in a heap to sweat for a week, they are the better, as they mellow and ripen, but they must not lie long enough to decay.

I copy a few directions for preserving and gathering apples, from the "*American Fruit Book*," which may be useful:—

"The fruit," says the author, "is of a finer quality for remaining on the tree till well ripened, though it will often keep better by gathering before quite or over ripe. Some, in the warm parts of the country, gather in the last week in September, others in October.

"Gather your apples in dry weather, and pick Winter or keeping fruit and dessert fruit by hand, carefully. Some persons are so careful as to line the fruit-baskets with cloth or cotton, to prevent bruising. Do not let your fruit lie out in heaps, exposed to the weather, nor yet stand in barrels in the sun.

"In packing in barrels settle the fruit gently, and head up full, pressing the head in carefully, so as not to injure the fruit.

"After barrelling, apples are generally left in an open shed on their sides, till the frost is beginning to set in, when they may be removed to a cool dry cellar. Apples will bear any degree of cold above freezing point, and headed up in barrels, even ten or twelve degrees below freezing point."

Some pack apples in bran, sawdust, dry sand, moss, fern, and

many other substances. I have generally preferred laying very light layers of dry straw, and layers of apples, alternately.

I have not tried it, but I think fresh wood-ashes would preserve apples from frost. Heat and moisture, united, are destructive to apples, inducing bitter rot. I lost several barrels of lovely apples by allowing them to remain in a warm kitchen for a month after gathering.

PEARS.—Pears are beginning to be largely cultivated all through the country, and though some sorts are more tender than the apple, others will thrive well, and in good situations produce abundance of delicious fruit. A good, deep, yellow loam, on an inclined plane, sheltered from the north, may be considered the best situation for planting pear-trees.

Like the apple, the ungrafted seedlings, well-cared for, will bear fruit. The seedling pear and the quince are the best adapted to grafting upon, though the native thorn is sometimes used for grafting the pear upon. It would be advisable to buy good grafted trees to begin with, of the most approved kinds. After they have been proved, you can increase your stock by grafting, yourself.

I will now select a few of the most approved pears for you to choose from. 2s 6d is the price usually charged for grafted pears, cherries and plums, of the best varieties: this is double the price of the best apples.

FOR SUMMER PEARS:—Madeline, Bartlett, Summer, Frank-real, Belle of Brussels. **FALL:**—Belle Lucrative, Flemish Beauty, Seckel, Louise, Vin de Jersey, Virgalien, Maria Louisa, White Dozenne, Viear of Wakefield, Beurre Diel.

WINTER PEARS:—Easter Beurre, Winter Nelis Charmontel.

Many of these are very beautiful both to eye and taste, and if you are at any loss which to select, consult the salesman, or some honest nursery-gardener, to choose for you. The names should be cut on a lead or a tin ticket, fastened to a limb of the tree by a copper wire, as it is provoking not to know the name of a favourite fruit.

If insects, as the slug, attack the leaves of the pear, dust with ashes or sulphur, which will kill them.

CHERRIES.—The cherry thrives well in Canada, in spite of the frosty Winters. There are many excellent sorts sold at the nursery gardens, as Tartarian Black, Black-heart, Bigaroux, Mayduke, and many others. There is a red cherry that grows and bears very freely from seed: it ripens in July, is middle-

sized, of a full dark red, not black, but rather crimson; sends up a vast number of shoots, which will bear in a few years abundance of fruit, if set out, trimmed up, and kept in order. Suckers should be removed from the roots, as soon as they appear, as they weaken the larger trees, and absorb the nourishment that is required to perfect the fruit.

PLUMS.—The native or wild plum, if introduced into the garden, and kept in order, produces a very useful fruit for preserving, but is not so good for general purposes as the Gages and Damascenes, Orleans, or several others of the cultivated sorts; it will, however, grow where the better sorts will not—in wet marshy ground, in hollows, and near water courses.

Owing to some causes which I am not able to explain, the plum is short-lived, and often perishes from diseases that attack the sap-vessels, or from insects that cause blight to the blossom, rendering the fruit useless, or utterly preventing its forming. Still, with care, much of this may be prevented, and in some situations plums are healthy, and yield abundantly. The Green-gage, Blue-gage, Yellow-gage, Golden-drop, Egg Plum, Imperial Gage, Washington, and the common Blue Damson Plum are among the best sorts. The soil may be light, rich loam, not too dry.

WILD FRUITS.—In the long-cultivated districts of Canada, especially in townships lying west of Toronto, where the seasons are warmer, and the winters comparatively mild, great pains are now taken in planting orchards of the choicest fruits. Apples, pears, plums, cherries, peaches, and even grapes ripen and come to perfection, as well as the small summer fruits. Extensive orchards of all these fruits, are attached to most of the old farms, west of Toronto; but in the more northerly portions of Canada this is not yet the case. Orchards are, it is true, now generally planted, and gardens are more cared for than they were some years ago, but those who settle down in newly-surveyed townships, and far from the vicinity of large towns, which the hardy and adventurous emigrants, eager to secure a larger quantity of land, still do, must secure this advantage by early planting. The absence of fruit from their diet would be most severely felt, were it not that Nature has bounteously scattered abroad some of these blessings in the shape of wild fruits, which are met with in many situations, and often brought as it were almost miraculously to the settler's very door, springing up without his care or culture.

The year or two after a fallow has been chopped, and logged,

and cropped, in all the corners of his rail fence, and by the rude road that he has hewed out to his dwelling, spring up the Red raspberry, black raspberry, the blackberry, and often the strawberry. The wild gooseberry, both smooth and prickly, is seen on upturned roots, at the edge of the clearing. Wild currants, both black and red, are found in moist swampy spots: here also are often to be found wild plums and choke-cherries, (the last not very fit to eat;) and a tangled growth of wild grapes, near creeks and lakes; fox and frost grapes entwine the trees, near the shores of lakes and rivers; while the high bush cranberry shows its transparent clusters of scarlet berries, from among the fading foliage, or on the utterly leafless bough. On open lands, as on those parts called Plains, the abundance of wild fruits is yet greater than on the forest clearings. Here the ground is purple with the sweet and wholesome fruit of the huckleberry, the luscious Lilberry; and strawberries of the most delicious flavour carpet the ground.—The May-apple in moist rich soil springs up, both in the bush and on any shady lands. On summer fallows on these plains, and in the first and second years' ploughed lands, the strawberries attain a size that is remarkable for wild fruits of this kind, and quantities are gathered for home consumption, and also carried into the towns for sale.—There are, besides the eatable fruits that I have named, many other small berries, that are wholesome, and eaten freely by the Indians, but which require a knowledge of their nature and growth, to be ventured upon by any but the natives, and botanists whose knowledge of the structure of plants enables them fearlessly to venture upon using the wild fruits, and roots and leaves of plants, that would be dangerous to be used as food by the unlearned. This is indeed the main use of botany as a study, though many persons foolishly despise it, because they are really not aware of the value of the science, and the benefit that mankind has derived from it. It is easy to see how useful these wild fruits are to the settler, in the absence of the cultivated sorts; and though the earliest efforts should be made for planting a garden and orchard, yet supposing circumstances should have prevented the obtaining of good trees, and bushes, something may be done towards improving the wild fruits by cultivation. The wild gooseberry, planted in good soil, and in a *shady, cool* part of the enclosure, will thrive well, and in time the thorns that beset the outer coat of the berry, will disappear. There are smooth red gooseberries, as well as

thos
On
spot
vari
near
they
is li
crop
Th
grow
will
But
have
hous
in th
must
beau
will
Th
it is,
and
The
mola
the
have
plum
its a
move
bette
ker,
they
wher
and r
upon
great
Whil
to en
conta
cherr
produ
of ap
you c

those so appropriately called *Thornberries*, that can be found. On old neglected clearings; by forest roads and wastes; in open spots, and the edges of beaver-meadows, you may procure many varieties. If you have a straight fence, plant the wild bushes near it, as it serves to shelter them, not from the cold, for that they prefer, but from too much heat. The cultivated gooseberry is liable to mildew, which often destroys the promise of a fine crop.

The wild raspberry I do not advise you to cultivate: it grows too weedy, and there is no rooting it out; besides you will find it in all your fields, fences, and even in the very forest. But the grape is much improved by cultivation, and if you have an unsightly upturned root, or tall jagged stump, near the house, plant the Vine beside it, or plant a small dead tree firmly in the ground, with all its branches on, (a sapling, of course, it must be,) for the Vine to climb up. Thus you will have a beautiful object, and fruit, which after the frost has softened it, will make a fine rich jelly, or wine, if you like it.

The wild red plum is greatly improved by garden culture: it is, when ripe, a valuable fruit: skinned, it makes good pies and puddings, and, boiled down in sugar, a capital preserve. The bush settlers' wives boil down these plums in maple molasses, or with a proportion of maple sugar. This is one of the comforts of having a good store of maple sugar: you can have plenty of preserves from wild raspberries, strawberries, plums, and wild gooseberries. The wild plum loses much of its astringency by cultivation; it is so hardy that it can be moved even when in flower; though early in Spring, or Fall is better. This plum is not subject to the disease called black canker, or black knot, which destroys the cultivated sorts soon after they arrive at maturity; indeed it destroys even young trees, where the disease is unchecked. The wild plum forms the best and most healthy stock for grafting or budding the finer sorts upon, and is less liable to disease. Of late, nursery-men have greatly recommended this stock as producing healthier trees. While upon the subject of plums, let me strongly recommend to emigrants coming out, to bring with them small canvas-bags containing the stones of all sorts of plums — damsons, bullace cherries, and nuts of various sorts: even the peach will produce fruit from seed in the western parts of Canada: seeds of apples, pears, quinces, medlars, and indeed of all fruits that you can collect. If these grow you may obtain something for

your surplus trees; and, if well treated, they will amply repay your trouble, and you will enjoy the great satisfaction of watching them come to perfection, and regarding them with that affectionate interest which those only experience who have raised seedlings from fruit grown in their beloved native land, and, perhaps, from the tree that they played under, and ate the produce of, when they were little children. In enumerating the blessings that awaited the returning Jews from their captivity, the prophet says—"And every man shall eat of the fruit of his own vine, and sit under the shadow of his own fig-tree." He could hardly promise them a greater blessing.

I also recommend you to bring out the seeds of raspberries, gooseberries, currants, and strawberries. Pulp the ripe fruit into cold water; wash away the fruity part, and drain dry; expose the seed in a sieve turned bottom upwards, or on a dry clean board, in the sun and wind, till well assured that all moisture is removed; mix with a little dry white sand; put the seeds into vials or dry paper bags, writing the name on each sort; and let a good bed be prepared in your new garden, by stirring well with the hoe if in quite new soil; or trench in good rich earth in old; keep your nurslings, when up, well weeded, and thinned, so as to leave each plant room to grow.

The high bush cranberry, or single American Guelder-rose, is a very ornamental shrub in your garden; it likes a rich moist soil and a shady situation. The flowers are handsome in Spring, and every period of ripening in the fruit, is beautiful to see, from the pale orange tint, to the glowing scarlet when fully ripe, and, after the frost has touched them, to a light crimson. The berry when fully ripe is almost transparent. The flat, hard seeds in this juicy fruit make it unsuitable for jam, but as a jelly nothing can be finer, particularly as a sauce for venison or mutton. The native soil of the high bush-cranberry is at the edge of swamps, or near rivers and lakes, where the soil is black and spongy; but they also thrive in shady flats in dry ground in our garden.

The large spurred hawthorn, also, may be found near creeks, and on the banks of rivers, on gravelly soil. This is, if anything, more beautiful than the common English white thorn, the "May" of the poets. The Canadian hawthorn will grow to a considerable height, bears abundance of fragrant flowers, and is followed by fruit as large as a cherry, and when ripe very agreeable to the taste. The thorns are so large and so strong that it

wou
few
labo
wh
try
the
in t
of t
I re
C
crop
and
plan
are
thor
T
swe
bar
betw
The
as t
ber
prod
T
mos
with
red
curr
pud
curr
deliq
incr
T
feet
smo
or fo
beau
blos
two,
feet
seld
I

would make a formidable edge, if any one would plant it; but few will take the time and trouble.—Some of our English labourers from the wooded counties in the East of England, where the culture of the thorn hedges is much attended to, might try the plan for a garden hedge. The long winter in Canada, the great value of labour, and the continued pressure of work in the open seasons of the year, are bars to many experiments of this kind being carried into effect. But hedge or no hedge, I recommend the hawthorn as an ornament for your garden.

On old grassy clearings, which have once been burned and cropped, strawberries spring up in abundance, of several kinds; among which may be found a very pretty, delicate, trailing plant, with light crimson berries, in grains of a fine acid: these are known by the name of creeping raspberry:—they are thornless, and trail in delicate wreaths upon the ground.

The black raspberry makes fine pies: it is richer and sweeter than the red; the branches are long and weak, the bark red, with a whitish bloom on them. They are something between the raspberry and blackberry of the English hedges. The Canada blackberry or thimble-berry, is not so deadly sweet as the fruit of the common bramble, but is a very pleasant berry, and lately has been cultivated in gardens, and made to produce a fruit superior in quality to the mulberry.

The huckleberry is, among all the wild fruits, one of the most wholesome; eaten as they come from the bush, or stewed with, or without sugar, they are a nice dish; but with a few red currants added, they are much better, the tartness of the currant improving the sweetness of the huckleberry. A pudding, or pie, or preserve, made with equal parts of red currants, huckleberries, and the fruit of the bush bilberry, is delightful, the bilberry giving an almond-like flavor, and increasing the richness of the other fruits.

The bilberry grows on high bushes, the large fruited from six feet to ten feet high, the fruit being the size and colour of small smooth red gooseberries: the dwarf kind seldom exceeds three or four feet in height, and the tall bilberry, or Juneberry, is a beautiful-growing shrub, with reddish bark, elegant white blossoms, and rose-coloured fruit, smaller in size than the other two, though the bush attains the height of fifteen and twenty feet. These bushes grow chiefly on dry gravelly, or sandy soil; seldom in the rich black soil of the dense forest.

I am particular in noticing these peculiarities of soil, and

habits, in describing the wild fruits, that you may not look for them in situations foreign to their natures, and feel disappointed if you do not find on your own immediate locality every one of the native fruits that I have described and recommended to your notice. Every spot has its peculiar vegetables, flowers, and fruits, and we must recollect in counting our blessings, what an old poet says:—

“Who least has some, who most, has never all.”

It is our wisest part to receive with gratitude that which our Heavenly Father has prepared for us, and not weary him by discontented repinings, remembering in humbleness of heart, that we are unworthy even of the least of his mercies.

Of wild cherries there are many different species, but they are more medicinal than palatable: steeped in whiskey, with syrup added, the black cherry is used as a flavour for cordials; and the inner bark made into an extract, is given for agues, and intermittents, and also in chest diseases. All these wild cherry trees are beautiful objects, either in flower or fruit, especially the red choke-cherry, with its bright transparent fruit; but the excessive astringency of the juice causes a spasmodic contraction of the throat, which is painful, and to delicate persons almost dangerous, from whence its name of choke-cherry.—The bark is tonic and bitter: when steeped in whiskey it is given for ague. No doubt it is from this that the common term of “taking his bitters,” as applied to dram-drinking, has been derived. Bitter indeed are the effects of such habits upon the emigrant.

The reason why the native plants often fail to grow and thrive when removed to the garden, arises from the change in the soil and situation; to remove a plant from deep shade and light rich soil, to sunshine and common earth, without any attention to their previous habits, is hardly reasonable. A fine leaf mould, water, and shelter should be afforded till the tender stranger has become inured to its change of soil and position: those that neglect to observe the habits and natures of wild plants, rarely succeed in their attempts to naturalize them to the garden, and improve them by domestic culture.

I will now give some recipes for drying and preserving the native fruits:—

DRIED APPLES, (see that Article). DRIED GREEN GAGES, OR ANY KIND OF PLUMS.—Gather your plums when not too

ripe
suga
dry
into
with
in a
W
stor
and
dried
TH
dried
meat
othe
little
econ
H
FRU
fire,
as th
incre
Bo
or lo
oven
dry e
unde
by p
stew
Thes
of th
a del
good
throa
Ma
berri
Curre
W
beco
be us
Th
with
gener

ripe; split with a knife, and remove the stone: put a little fine sugar into the cavity, and set your plums on a dish, or tray, to dry in the sun, or below the kitchen-stove. At night put them into a *cool* stove, or into a brick oven, after the bread has been withdrawn. If you have neither stove nor oven let them dry in a sunny window of a warm room.

When quite dry, pack in paper-bags or boxes. In some stores, there are sold nice round white wooden boxes, with a lid and handle, which are excellent for keeping cakes, sugar or dried fruits: they are cheap, and very convenient.

These dried plums are very little, if at all, inferior to the dried Portugal plums, and are excellent either as a dry sweetmeat, or, steeped and boiled up, as a preserve. Plums or any other fruit, crushed and spread out on a flat pan to dry, with a little fine white sugar sifted over them, are also good, and economical, as they take little sugar.

HUCKLEBERRIES, RASPBERRIES, CHERRIES, OR ANY SMALL FRUIT,—may be dried either in a cool stove, or before the fire, or in a warm, sunny window; but fire heat is the best, as the sun is more apt to draw the flavour from the fruit, and increase the acidity.

Boil huckleberries, currants, and bilberries for half an hour, or longer; spread them out on tin pans, and let them dry in the oven, or below the stove, or out of doors; cut into squares, when dry enough to move; turn the pieces and let them dry on the under side; sift a little white sugar upon each piece, and pack by pressing the fruit-cakes closely: keep in dry bags or boxes: stew down one or more of these cakes as you want them for use. These dried fruits are very useful in sickness: a portion of one of the cakes put into a jug, and boiling water poured on, makes a delightful acid drink: black currants cured this way, are very good. The drink taken warm is a fine remedy for a cold or sore throat.

Many persons use the dried fruit of currants or huckleberries, as a substitute, in cakes and puddings, for the Zante Currants.

WILD GOOSEBERRIES.—These are not often dried, as they become hard and flavourless; but either green or ripe, they can be used as pies or puddings, or boiled down to jam.

The wild green gooseberry, or thornberry, is often beset with real sharp thorns; not on the branches, for they are generally smooth; but on the berry itself: to avail yourself of

the fruit, you must pour boiling water on them : let them lie in it a minute ; then rub them in a coarse clean dry cloth on the table : this will remove, or soften the spines so that their roughness will be taken away : make into pies, and sweeten with maple-sugar or molasses.

To make either the unripe or ripe gooseberries into jam, boil them down till soft, in a water-bath first, closely covered : when quite soft, add half a pound of sugar to each pint of fruit, and boil one hour longer. Some allow to eight pints of fruit, six pounds of sugar.

RASPBERRIES.—This fruit is most abundant in Canada where a clearing has once been made. The birds sow the seeds. The raspberry seems to follow the steps of the settler, and spring up in his path as if to supply the fruit which is so needful to his health and comfort. Ripening in July, the raspberry affords a constant and daily supply for his table, till the beginning of September. Large quantities of this fruit are sold in the towns by the bush-settlers' wives and children, who get from 4d. to 5d. a quart for the berries.

A dish of raspberries and milk, with sugar, or a pie, gives many an emigrant family a supper. The black raspberry makes the best pie, and this fruit dries better than the red, as it is sweeter and richer in quality : it can be greatly improved by culture.

Raspberry Vinegar, too, is a cheap luxury to those who have home-made vinegar and home-made sugar.

RASPBERRY VINEGAR.—To every quart of good vinegar put two quarts of raspberries : let them stand for twenty-four hours ; drain them off through a sieve, but do not squeeze them ; add the same quantity of raspberries to the strained vinegar a second time ; let them stand as before ; drain and add a third quantity : when you have drained the fruit off a third time, measure the liquor into a stone covered jar, and to each pint of juice add a pound of lump sugar : set the jar in a pot of boiling water, and let the vinegar boil for ten minutes, stirring it to mix the sugar well through : when cold, bottle it for use : it is all the better for standing for some months before being used.

A cheaper sort might be made with fine moist sugar, or with crushed sugar, but must be well scummed. Raspberry vinegar makes an excellent fever drink, a small quantity being mixed in a tumbler of cold water : it is very refreshing in hot weather, and is made in considerable quantities by those who have wild

raspberries growing near the clearings, and plenty of sugar at command.

PLUM JAM.—Take any quantity of the red plums, and put them into a stone jar: set this into a pot of water, having first tied a piece of clean cloth over the top of the jar; bladder is best if you have it at hand. Let your fruit-jar remain till the fruit is soft; remove all the stones that you can find; measure your pulp into a preserving pan, and to every six pints of fruit add four pounds of good soft sugar: break some of the stones, and add the kernels to the fruit: boil all up for nearly an hour, and put by in jars; cover when cold with papers dipped in white of egg.

CRANBERRIES.—The low-bush cranberry is not to be found about your clearings, or in the woods: it is peculiar to low sandy marshes, near lakes and river-flats. The Indians are the cranberry gatherers: they will trade them away for old clothes, pork or flour. This fruit is sometimes met with in stores; but it is of rare occurrence now: formerly we used to procure them without difficulty. The fruit is, when ripe, of a dark purplish red; smooth and shining; the size of a champagne gooseberry; oblong in form. I have never seen the plants growing, but have a dried specimen of the blossom and leaves: they are very delicate and elegant, and must be beautiful either in flower or fruit, seen covering large extents of ground known as cranberry marshes.—At Buckhorn-lake, one of the chain of small lakes to the northwest of Peterboro', they abound; and at the back of Kingston, there is a large cranberry marsh of great extent. It is in such localities that the cranberry in its native state is to be looked for. The cranberry will keep a long time just spread out upon the dry floor of a room, and can be used as required, or put into jars or barrels in cold water. This fruit is now cultivated to some extent in the United States: directions for the culture are given in "The Genesee Farmer," published in Rochester at one dollar per annum.

CRANBERRY SAUCE.—A quart of the ripe picked berries, stewed with as much water as will keep them from drying to the pan, closely covered: a pound of soft sugar must be added when the fruit is burst; boil half an hour after you add the sugar, and stir them well. When quite stewed enough, pour them into a basin or mould: when cold they will be jellied so as to turn out whole in the form of the mould.

This jam is usually served with roasted venison, mutton and

beef. It makes rich open-tarts, or can be served at tea-table in glass plates, to eat with bread.

The Indians attribute great medicinal virtues to the cranberry, either cooked or raw: in the uncooked state the berry is harsh and very astringent: they use it in dysentery, and also in applications as a poultice to wounds and inflammatory tumours, with great effect.

HIGH-BUSH CRANBERRY.—This ornamental shrub, which is the single guelder-rose, is found in all damp soil near lakes, and creeks, and rivers: it is very showy in blossom, and most lovely to behold in fruit; it bears transplantation into gardens and shrubberies, but a low and shady situation suits its habits best, and in this only it will thrive and bear fruit to perfection. The flat seeds render the fruit less proper for jam; but it is so fine as jelly, and so little trouble to make, that I shall give directions for it as follows:—

CRANBERRY JELLY.—Gather the fruit as soon as the frost has touched it, any time in October or November: pick the berries into a jar, and set the jar on the stove, or in a vessel of boiling water, covered down, till they burst; pass the fruit through a sieve or colander; the seeds being large, will not go through: boil the juice up, with a pound of sugar to a pint of juice: if you want it for immediate use, a smaller quantity of sugar will be sufficient, as it jellies very readily; but any fruit jelly that has to be kept for weeks and months, requires equal quantities of sugar and fruit to preserve it from fermentation.

STRAWBERRY JAM.—Boil as many pounds of sugar as you have pints of ripe fresh fruit, with a pint of water; boil and scum the sugar; then add your fruit, and boil well for an hour: if you use white sugar, three-quarters of an hour will do.

The fine colour of the fruit, and its delicate flavour, are injured by coarse sugar, and too long boiling.

I have lately heard that adding a pound of sifted sugar to every pint of whole fruit, merely strewing the sugar with the fruit as you pack it in the jars, will make a fine preserve, without boiling at all.

RASPBERRY JAM.—Pursue the same plan as directed for strawberries; but for family use, raspberries may be boiled into jam, with brown or even maple sugar: boil an hour after adding them to the syrup. Some persons mix currants and raspberries together: this improves both.

CURRANT JAM.—String the currants and boil with equal parts of sugar, as directed for raspberry jam.

CURRENT JELLY.—To every pint of clear juice add a pound of lump sugar: boil together for an hour, or till the mixture will jelly when cold. Raspberry-jelly is made in the same way. Cold current-jelly is made by mixing one pound of juice, and merely stirring well together. The process of jelling commences at the bottom of the vessel, and of course is slower, but equally effectual as boiling would be. Try it!

CURRENT VINEGAR.—Gather ripe red or white currants, string them, and put them into a vessel: to four quarts of the fruit allow a gallon of water; let them stand in a warm kitchen to ferment for some days, stirring the fruit with a stick to prevent mould gathering on the surface; when the fermentation has continued for some time, strain off the liquor from the fruit; bruise the latter, or squeeze it well with your hands, while straining. Add two pounds of coarse sugar to each gallon of liquor, and put it into a cask or any suitable vessel, and let it remain in a warm room. I had in six weeks strong fine-coloured vinegar, fit for pickling, with only one pound of sugar to the gallon.

BLACK CURRENTS.—This useful fruit may be dried whole, or boiled down and spread on tin plates and dried, with or without sugar; made into jam or jelly, or merely stewed with a little sugar, sufficient to sweeten, not preserve them. The convenience of this method is very apparent. In Canada, preserves are always placed on table at the evening meal, and often in the form of tarts. This method enables any one who has ripe fruit to prepare an agreeable dish at a small expense, and very little trouble, if a party of friends arrive unexpectedly to tea.

CURRENTS AND SUGAR.—This is a favourite dish to set on at tea-time—ripe currants strung into cold water, from which they are drained immediately, and sugar, brown or white, strewn over them. A rich natural syrup is thus formed, which improves the acidity of the currants, besides giving a bright fresh look to the dish of fruit which is very agreeable to the eye.

CURRENTS AND RICE.—Prepare rice as in the directions for apple-rice pudding, using ripe currants instead; boil in a cloth or mould, and serve with sugar and butter.

BAKED CURRENT PUDDING.—Make a fine batter with eggs and milk and flour sufficient to thicken to the consistency of cream: throw in a pint of ripe red currants, and a little finely-shred suet, or some small bits of butter, on the top of the pudding; bake and serve with soft sugar.

An Indian-meal pudding, with ripe currants, either baked or

boiled, is very nice; if boiled and tied in a cloth, it requires long boiling—two or three hours, if large.

MANDRAKE, OR MAY-APPLE. (*Ripe in August.*)—This was the first native fruit that I tasted, after my arrival in Canada. It attracted my attention as I was journeying through the woods to my forest-home. The driver of the team plucked it for me, and told me it was good to eat, bidding me throw aside the outer rine, which he said was not fit to be eaten. The May-apple when ripe is about the size of an egg-plum, which it resembles in shape and colour. The pulp of the fruit is of a fine sub-acid flavour, but it is better not gathered too ripe: it should be allowed to ripen in a sunny window. The time of its ripening is in August; the rich moist lands at the edge of the forest, and just within its shade, is the place where the May-apple abounds. In the month of May, it may be seen breaking the black soil, the leaves folded round the stem like a closed parasol. The fruit-bearing plant has two large palmated leaves, i. e., leaves spread out like a hand; the stalk supports the leaf from the centre; in the fork formed by the leaves a large rose-shaped flower, of a strong scent, rises. Very fragrant at a little distance it is, but rank and overpowering when held too near. The colour of the blossom is a greenish white.

The May-apple makes a delicious preserve. Gather the fruit as soon as it begins to shew any yellow tint on the green rind: lay them by in a sunny window for a day or two; cut them in quarters and throw them into a syrup of white sugar, in which ginger sliced, and cloves, have been boiled; boil the fruit till the outer rind is tender: take the fruit out, lay them in a basin, sift a handful of pounded sugar over them, and let them lie till cold. Next day boil your syrup a second time, pour it over the fruit, and when cold put it into jars or glasses, and tie down. It should not be used till a month or six weeks after making; if well spiced this preserve is more like some foreign fruit. It is very fine. Some only make use of the soft acid pulp, but though the outer part is not fit to be eaten in a raw state, it is very good when preserved, and may safely be made use of, boiled with sugar and spices.

This fruit might I think be introduced into garden-culture, and prove a valuable addition to our tables; but in event of planting it in the garden, a very rich light mould must be given to feed the plant, which grows by nature in the rich vegetable leaf-mould.

FERMENTATIONS FOR BREAD.—The making and baking of good, nourishing, palatable bread, is perhaps one of the most important duties of the practical housewife; so much of the comfort

and
esse
stru
M
tend
bak
inh
her
any
abo
of t
brov
for t
mak
say
the
barr
whe
town
tivar
hops
per
bad
1s. c
store
shou
dust
bloss
glut
fade
S
tiller
form
whil
app
For
of fr
H
quan
vess
quan
too

and health of a family depends on the constant supply of this most essential article of diet, that I shall give it a first place in the instructions that I am about to furnish to my female readers.

Many of the settlers' families for whom this little volume is intended, may have emigrated from large towns or cities, where the baker's shop supplies all the bread that is daily consumed by the inhabitants; or it may be placed in the hands of one, who from her position in life has been totally unacquainted with labour of any kind, and who may be glad to profit by the directions I am about to give. Even to the active, industrious wife, or daughter of the labourer, well skilled in the mystery of making bread, both brown and white, something new may be gleaned from these pages, for there is a great difference in the materials she will have to make use of, and in the managing of them. First then I shall say something about the different modes of fermenting, or raising the bread, and give directions for making the various kinds of barm that are used in Canadian houses; that in circumstances where one fails, another may be adopted. To those who reside in towns, and have no garden of their own in which hops can be cultivated, it is better, if they wish to make their own rising, to buy hops at the store, which can be got good at from 1s. 3d. to 2s. 6d. per lb., varying in price as the previous season has been good or bad for the supply. Country people will often sell hops as low as 1s. or 1s. 3d., but they are not so good as those you buy at the stores, few persons knowing the right time to gather them. This should be done when the hop is full blown, and when the yellow dust, at the base of each of the fine thin leaves that make the blossom, is well formed, of a bright yellow colour, and a little glutinous to the touch. If the hop begins to lose its colour and fade, much of the fine bitter flavour is gone: it is over ripe.

Some persons prefer having recourse to brewer's yeast or distiller's yeast; the latter is not so good or sure, and obtaining the former is uncertain, as the demand is often greater than the supply; while if you make your own hop-rising, you are not subject to disappointment, unless you are careless and let your stock run out. For a penny or three half-pence you may obtain about half-a-pint of fresh beer-yeast at the brewer's.

HOP-RISING.—Boil down two large handfuls of hops, in three quarts of water, till the hops begin to sink to the bottom of the vessel, which they do after an hour's fast boiling. Put about a quart of flour in an earthen pan, or any convenient vessel, not too shallow, and strain the liquor, boiling off the fire, into the

flour, stirring the batter quickly as you do so. The flour will thicken up like paste: stir it as smoothly as you can, then let it stand till blood warm; mix in a tea-cupful of the old stock of barm, and let the vessel stand covered up near the fire till it begins to show that fermentation has taken place. In summer you need only cover the jar or pan; it will rise in a few hours; but new barm is not so good as after it has worked for some days. A large earthen pitcher tied down from the air, or a stone jar with a cover, is best for keeping the rising in. The vessel should be well cleaned before refilling.

HOP-YEAST WITH POTATOES.—Pare and wash a dozen good-sized potatoes; set them on with about a quart or three pints of water, with a heaped tea-spoonful of salt; boil till they are soft enough to mix through the water like gruel. Pour into your rising-jar or pan, and mix in, as smoothly as you can, flour enough to make a thick batter; have your hops boiling, as in the former receipts, stir the strained liquor into your potato and flour batter, add a large spoonful of sugar, and mix all smoothly; when cooled down, add a couple of large spoonsful of rising, to work it. After it has worked, it is strained into a bottle, and set by for use.

A large cupful will raise about ten pounds of flour. Some persons give the preference to this potato-barm, but either of the recipes is good for fermenting bread.

SUGAR-YEAST.—Boil two handfuls of hops in a gallon of water for an hour; strain off and add two table-spoons of salt; mix in one pound of flour and two pounds of soft sugar; stir all together when milk warm; add two spoonsful of good yeast; let it rise for two days, then bottle and cork lightly, and put in a cool cellar; a large cupful will raise about ten pounds of flour, or more.

This recipe I have not tested myself, but I am told it is good, and has the advantage of fermenting itself, without the addition of other barm to set it to work.

LEAVEN CAKES.—Boil three ounces of hops in three gallons of water, till reduced to a quart: while boiling hot strain the liquor into one quart of rye-meal, stirring it well. Let it cool: add a cupful of good yeast: when it has begun to work well, stir in as much Indian-meal as will thicken the mass to a stiff dough; knead it upon a board well, roll it into cakes about an inch in thickness, and let them dry on a clean board in the sun, for two or three days; do not leave them out after sunset. Two inches square of this yeast cake dissolved in warm water, and thickened with a table-spoonful of flour, will raise one or two good-sized loaves. If hung up in

bag
T
told
B
eate
muc
new
and
that
melt
very
cake
oven
light
ing,
A
used
mixe
nice
I v
all C
whic
ill ta
trou
other
brea
Th
has b
conv
being
tend
dren
Ov
brea
been
in th
neve
SA
Cana
kind
stim
stant

bags in a dry room, this leaven will keep good for many months.

The above is from an American receipt-book, and I have been told it is a good receipt.

BUTTER-MILK CAKES.—You may raise nice light cakes, to be eaten hot with butter, by putting into a quart of buttermilk as much soda or salaratus as will make it effervesce or foam up like new yeast. It is better to dissolve the soda in a cup of hot water, and bruise the lumps well before you put them into the water, so that the whole be thoroughly dissolved; any bits that are left unmelted will make a distasteful spot in your cake; mix your dough very lightly, kneading it only just stiff enough to roll out into cakes about an inch in thickness; put them at once into a hot oven: the oven should be pretty hot, or your cakes will not be so light. This sort of bread is very convenient; it needs no shortening, nor any other seasoning than a little salt with the flour.

A teaspoonful of sal volatile in powder (that is the ammonia used as smelling salts), with two teaspoonsful of cream of tartar, mixed very thoroughly with the flour, before it is wetted, will raise nice light plain buns, to be eaten hot.

I will also recommend "Durkee's Baking Powder"; it is sold in all Canadian stores and drug-shops, at 7½d. the sealed packet, on which are printed directions for using it. This powder imparts no ill taste to the bread or cakes; producing a very light cake with no trouble. Emigrants should provide an article of this kind among other sea-stores, as a convenient and wholesome substitute for raised bread, for the use of themselves and little ones.

The use of these acid and alkaline salts in fermenting flour food has become very general of late years, they have the advantage of convenience in their favour, and are regarded by many persons as being more wholesome than bread raised with yeast, which has a tendency to turn sour, especially on the stomachs of young children and persons of weak digestion.

Owing to the superior dryness of the atmosphere in Canada, bread seldom turns mouldy, or takes a fermentation, after it has been kept many days, as is often the case in moist hot weather in the old country. During my long sojourn in Canada, I have never seen or tasted a piece of mouldy bread.

SALT-RISING.—This sort of barm is much used among the old Canadian and Yankee settlers. It has this advantage over other kinds of rising: it requires no addition of any other yeast to stimulate it into active fermentation. Those who are in the constant habit of using it, make excellent bread with it. I dislike

the peculiar flavour it imparts, and if it is not really well managed, it is neither pleasant nor wholesome; but many persons prefer it to all other modes of fermenting bread, so I shall furnish the instructions for making it.

Take one teaspoonful of salt, one pint of warm water or new milk, rather more than blood-heat, thicken with as much flour as will make a batter the thickness of good cream, mix in a jug that will hold about a quart, set the jug in a pan or pot half filled with water, warm, but not too hot, cover your mixture close, and set it in a warm place near to the stove or fire: in about four hours bubbles will begin to rise on the surface, and in about two more the yeast will begin to rise in a fine soft creamy head. The nice point in making salt-rising bread, is to know when the yeast is risen enough: after a certain time it goes down, and will not raise the bread, or turn it sour. Experience will guide you after one or two trials. But we will suppose the yeast is risen nearly to the brim of the jug; then take as much flour, say four quarts, as will make you two loaves, or one good bake-kettle loaf; make a hole in the flour, add a little salt, and pour your barm in; mingle it thoroughly, and knead your dough smoothly and well with your hands, as you would make up any other loaf: let your bake-can be well greased before putting your loaf in; cover it with the lid. In baking in the bake-kettle, do not fill it much more than half full, that your dough may have room to swell; many a good loaf is spoiled by being crowded into too small a space. Set the pan with your loaf at a moderate distance from the fire, covered up; when it rises, which you see by its occupying a larger space, and cracking on the top, you may advance it nearer the fire, turning the bake-kettle round gradually from time to time, till every side has felt the influence of the heat. When within two inches of the top, put a scattering of coals (live wood-embers) below the kettle and on the lid; or heat the lid on the fire, but not too hot at first, and then add live coals. You must keep your kettle turned gradually, that the sides may brown, and do not put too many hot coals below at once. You will soon learn the art of baking a shanty-loaf: a little attention and care is the main thing. When the crust is hard and bears pressure without sinking in, the bread is done.

Many a beautiful loaf I have eaten, baked before a wood fire in a bake-kettle. The bush-settlers seldom can afford to buy cooking-stoves during the first few years, unless they are better off than the labouring class usually are when they come to Canada.

BREAD.—Having given you a chapter on the different modes of making yeast, for the raising of your bread, collected from the best sources, I shall now proceed to the making and baking of the bread. I can hardly furnish a more excellent receipt for good bread, than that which is used in my own house; which indeed I can recommend to all housekeepers, as fine in quality and appearance, while at the same time it is decidedly economical. It can be made purely white; or brown, by the addition of two or three handfuls of coarse bran.

Should the quantity here mentioned prove too large in proportion to the number of the family, a little experience will enable the person who attends to the making of the bread, to reduce it one-half or one-third.

MRS. TRAILL'S BREAD.—Wash and pare half a pail of potatoes, taking care to remove all dark specks; throw them into a vessel of clean water as you pare them, as they are apt to acquire a brownish colour, which spoils the white and delicate appearance of the bread. Boil the potatoes till reduced to a pulp, bruising any lumps smooth with a wooden beetle or pounder: it will then have the consistency of thick gruel: when cool enough to bear your hand in it, stir in as much flour as will make the mixture the thickness of thick batter; add a good handful of salt, and two cupsful of your hop barm or any good rising that you may have. A deep, red earthen pot, or a wooden pail, will be a good vessel to contain your sponge. It is a wise precaution to stand your vessel in a pan, as it is apt to flow over. If set to rise over-night, it will be risen time enough to work up in the morning early: in summer we seldom make this potato-bread, on account of the potatoes then not being so fit for the purpose, for, while young, they will not boil down so smoothly; but from the month of August till May, it may be made with great advantage. The quantity of sponge, above, will raise two large milk-dishes of flour, or about twenty pounds of flour. If you have a large kneading-trough, you can mix the whole at once, and knead it well and thoroughly; but if your trough be too small for convenience, divide your sponge, and make two masses of dough, working it very stiff on your board, scoring the top with a knife, and cover it up by the fire with a clean cloth; or you may make only half the quantity, using, of course, less potatoes and water. In about two hours, or may-be longer, you will have a light dough, like a honeycomb, to make into loaves. When baked, take your bread out of the pan, wet the crust of your loaves over

with clean water or milk, and wrap them in a clean cloth, setting them up on one side against a shelf till cold. This plan keeps the bread from becoming hard and dry. For lightness, sweetness and economy this is the best bread I know, resembling really good baker's bread in texture and look. I cordially recommend it to the attention of the Canadian housewife.

INDIAN-MEAL BREAD.—Add six pounds of sifted Indian-meal to six pounds of wheaten flour; one gallon of water, pour, boiling-hot, on the Indian-meal; when cool enough to work with the hand, mix in the wheaten-flour, and a cup of yeast, with a little salt; knead the mass, and set it to rise near the fire. This bread has a fine yellow colour, and is best used pretty fresh, as the Indian-meal is of a drying quality.

BRAN BREAD.—A sweet and economical, and most wholesome bread may be made by pouring water, either warm or cold, on to bran, stirring it up, and leaving it to steep for an hour; then strain the bran off through a sieve or strainer, pressing all the moisture out. There should be liquor enough to mix your bread, without any water, unless it be too cold, and a little hot water is required to raise the temperature; add the usual quantities of salt and yeast, and mix and knead as in other bread. The most wholesome and nutritive parts of the bran will thus be preserved and added to your bread.

Cobbett recommends this bread, and I have proved its good and wholesome qualities myself. All the fine flour and bran that passes through the sieve, should be put into your bread, along with the liquor, for this constitutes part of its excellence. If you wish for *browner* bread, throw in a handful of dry sweet bran, and mix with your flour, in addition, but not that from which the gluten and fine sugary particles have been extracted by the water.

I have now given the best simple receipts for making bread, that I am acquainted with. There are methods of making light bread without using the yeast to ferment flour.

I will now give an American receipt for unfermented bread, which I have not myself tested :—

EXCELLENT BREAD WITHOUT YEAST.—Scald about two handfuls of Indian-meal, into which put a teaspoonful of salt, and as much cold water as will reduce the mixture of meal to blood-heat; then stir in wheaten flour till it is as thick as hasty-pudding, and set it before the fire to rise. In about half an hour it generally begins to thin and look watery on the top. Sprinkle in a little

mo
tak
sid
fer
enc
gre
and
hou
Sor
Fra
I
cun
thro
the
col
T
incl
H
of t
abo
littl
rub
ing
diss
add
flou
mas
an i
quid
E
tea-c
B
as f
butt
smo
this
and
the
time
piec
then
and

more flour, and mind and keep the pot turned from time to time, taking care not to let it be too near the fire, or it will bake at the sides before it is risen. In about four hours it will rise and ferment, as if you had set it with hop-yeast; when it is light enough, mix in as much flour as will make it into a soft dough: grease a pan, put in your loaf, and let it rise, covering it up warm, and turning it so that the heat effects it equally; in less than an hour it will be ready for the oven: bake as soon as it is risen. Some bake in a Dutch-oven before the fire.—*From Mrs. Child's Frugal Housewife.*

EXCELLENT HOT TEA-CAKES.—One quart of fine flour: two ounces of butter: two teaspoonsful of cream of tartar, mixed dry through the flour: one teaspoonful of salaratus or soda: moisten the latter in milk or water till dissolved: mix with sweet milk or cold water.

These cakes to be rolled, and cut out with a tumbler, about an inch in thickness, served hot and buttered.

BROWN CAKES.—Mingle a handful of fine flour, with as much of the coarse shorts as will make a baking of cakes for tea, say about three pints of the coarse, to half a pint of the fine: a little fine flour must also be used in kneading on the board, and rubbing the dough from your hands.—Rub a good bit of shortening into your dry flour, as if you were going to make short cakes: dissolve a teaspoonful of salaratus or soda, in a cup of hot water; add this to as much buttermilk, or sour milk, as will mix the flour into a light dough: do not omit salt, and do not knead the mass too stiff; only stiff enough to enable you to roll it out about an inch thick; cut into round or square cakes, and bake in a quick oven.

Eaten hot, with a little butter, these are good, plain, household tea-cakes; with molasses and ginger they are very good.

BISCUITS.—An excellent, cheap, useful biscuit can be made as follows:—Rub into a quart of fine flour, about an ounce of butter or lard, and a little salt; mix with cold water into a stiff, smooth paste; roll it out, and strew dry flour on the paste; work this flour well in with the rolling-pin, fold it together, knead it and roll it again, throwing over it more dry flour, working it with the rolling-pin till the flour is incorporated; and do this several times, or as long as you can knead it smooth; break it into small pieces, and roll in your hand, about the size of a large walnut, then roll with the pin into thin biscuits, prick them with a fork, and bake on a flat pan in a brick oven: if the oven be cool, they

will be tough : the more dry flour you can work into the dough, the better will be the biscuit. These are useful if you have no cakes at hand, and are good for the sick ; rolled fine, make capital pap for weaned babies.

I learned to make them, under the direction of a physician, as food for a delicate infant ; many persons I have taught to make these biscuits, and they will be found very useful where the fermented bread causes acidity, and soda-biscuits and American crackers are not at hand, or the housewife too poor to buy them.

SODA BISCUITS.—Six ounces of butter : six ounces of sugar : one teaspoonful of soda, dissolved in one pint of milk : flour enough to form a stiff dough : melt the butter in the milk, and also the sugar, which should be white. Knead and roll out several times, till the mass be quite smooth ; roll in thin sheets about a quarter of an inch thick, cut into square cakes, and bake in a brisk oven.

ABERNETHY BISCUITS.—Seven pounds fine flour ; three-quarters pound of butter, rubbed well into the flour ; one-and-a-half pound of loaf sugar dissolved in a quart of cold water ; half an ounce caraways, and a teaspoonful of salt. Well knead this dough, divide, and make four dozen biscuits.

This quantity can be reduced to one-half, at the convenience of the baker.

Those who have a stone or brick oven, can make their biscuits much finer and crisper, besides giving them the real biscuit flavour, by putting them into an oven after the bread, pies, &c. have been baked, and leaving them for some hours on the oven floor, while any warmth remains. Thus they are twice baked, and will keep for weeks and months. Bread of any kind does not mould, as in the damper climate of Britain ; even in very hot weather, bread, cakes, and other flour food will keep uninjured for many days. I have rarely seen mouldy bread or cake, during twenty years' sojourn in Canada. Next to biscuits there is nothing better than rusks ; some call them " tops and bottoms," others " twice-baked cakes."

AMERICAN CRACKERS.—The American crackers are sold in many of the stores at 7½d. a pound, but they can be home made almost as well.

RUSKS.—Half-a-pound of butter or lard (butter is best), or half the quantity of each, dissolved in a pint of hot milk, six eggs well beaten, a little salt, as much yeast as will raise these ingredients ; add as much flour as will stiffen into a very thick batter ; cover warm, and when risen, stiffen just enough to admit

of rolling lightly, about an inch in thickness ; cut out with a tumbler or small round cutter : set to rise a few minutes ; bake, but not *overbake*, cut them in two pieces, or, if very thick, make three slices with a sharp knife : return to the oven and bake till each piece is crisp. Some lay on the top of a stove, turning them twice or thrice.

HARD RUSKS.—Dissolve half a pound of butter, or lard, (the latter will do) in *boiling* water, with a little salt : mix with a spoon as much flour as you can stir into the water and lard smoothly ; as the mixture will be scalding hot, you must wait till it cools down low enough to admit of your hand, working in a tea-cup not quite full of yeast ; then knead the mass thoroughly, and cover it down near the fire till it rises. When light, roll out, and cut into thin cakes, not quite an inch thick ; bake and split them ; return to the oven, and when dry, lay them out to cool ; when cold, put by in a bag or canister for use. These rusks are as sweet as if sugar had been mixed with the flour : they will keep for weeks, and are excellent grated down for pap or panada for the sick ; or a gruel made by boiling them, adding a teaspoonful or two of new milk, and seasoning with spice, for a sick person, where bread, however good, would be rejected.

CAKES.—**EXCELLENT GINGERBREAD.**—Take three pounds of flour, one and a-half pound of brown sugar, one pound of butter, six eggs, two tablespoonsful of ginger, and a teaspoonful of salt : roll very thin and bake on tin sheets.

COMMON GINGERBREAD.—Treacle one and a-half pound, seconds flour two pounds, butter 2 ounces, ginger one ounce, spices two ounces, pearl-ash one dessert spoonful ; mix, with milk warmed, into a dough : let it stand till it rises, bake on tins, and cut in squares.

GINGER CUP-CAKE.—Five eggs, two large cups molasses, the same of rolled soft sugar, two ditto butter, one cup of new milk, five cups of flour, half a cup of ground ginger, and a small teaspoonful of pearl-ash dissolved in vinegar or cider. Cut up the butter in the milk, warm so as to melt ; also warm the molasses, stir it into the milk and butter, stir in the sugar, and let it cool. Beat the eggs light, stir in alternately with the flour, add the ginger and other spices, with the pearl-ash ; stir the mass well : butter tins to bake it in.

GINGER BREAD.—To a pint of molasses add half cup butter, three eggs, half cup sour milk, one teaspoonful salaratus, one ditto cream of tartar, two cups flour, and two table-spoonsful of ginger.

PLAIN PLUM-CAKE.—One pound of flour, quarter pound sugar, quarter pound butter, half pound currants or raisins, three eggs, half a pint of milk or sour cream, and a small teaspoonful carbonate of soda: spice to taste.

LEMON CAKE.—One tea-cupful of butter, three of powdered sugar, beat together to a cream; stir in the yolks of five eggs, well beaten; dissolve a teaspoonful of soda in a tea-cup of milk, and add to the above; also the juice and grated peel of one lemon, the whites of three of the eggs, beaten to a froth, and four cups of flour: bake in two pans about half an hour.

CHEAP FAMILY CAKE.—To one egg and four ounces of butter, well beaten together, add a teaspoonful of allspice, half a teaspoonful of pepper, a pint of molasses, a teaspoonful of salaratus dissolved in a cup of cream or milk, and flour enough to make it the consistence of fritters: set in a warm place to rise, and when perfectly light bake moderately.

SILVER CAKE.—(*From the "Maple-Leaf."*)—One pound of crushed sugar, three-quarters of a pound of dried and sifted flour, six ounces of butter, mace and citron, and the whites of fourteen eggs; beat the sugar and butter to a cream; add the whites, cut to a stiff froth, and then the flour. It is a beautiful-looking cake.

GOLDEN CAKE.—This and silver cake should be made together, to use both portions of the eggs. Take one pound of flour dried, one pound white sugar, three-quarters of a pound of butter, the yolks of fourteen eggs, the yellow part of two lemons, grated, and the juice also. Beat the sugar and butter to a cream, and add the yolks well beaten and strained; then add the lemon-peel and flour, and a tea-spoonful of sal-volatile dissolved in hot water: beat it well, and, just before putting in the oven, add the lemon-juice, beating it in thoroughly. Bake in square flat pans, ice it thickly, and cut in square thick pieces. It looks nicely on a plate with silver cake.

LADY CAKE.—Five ounces butter, half pound sugar, the whites of eight eggs, half pound of flour: flavour with almonds—one ounce bitter, two sweet.

SODA CAKE.—One pound of flour, four ounces of butter, six ounces sugar, three eggs, one spoonful of sour cream, with one of salaratus, spices and fruit to taste. Bake in a very slow oven at first.

LEMON CAKE.—Six eggs, five cups of flour, three cups of sugar, one cup of butter, one cup of milk, one teaspoonful of salaratus, and the peel and juice of a lemon.

I
but
teas
cut
are
over
C
map
teas
flour
in a
of s
tin t
fire
after
Can
whic
whic
mach
allow
embe
shan
CA
throu
esser
and t
into
smoo
thin
and r
of th
Ha
try t
enoug
about
time;
drain
them
a hea
Sw
crust
marm

DOUGH NUTS.—Three pounds flour : one pound sugar : $\frac{1}{4}$ lb butter ; four eggs : $1\frac{1}{4}$ pint of milk : nutmeg and cinnamon, one teaspoonful : two large tablespoonsful of lard : knead lightly : cut in strips, and twist and throw into boiling lard ; when they are of a fine light brown, take the dough-nuts out : sift sugar over them while hot.

COMMON BUSH TEA-CAKES.—Scrape down a large cupful of maple-sugar, and dissolve in warm water, into which also put a teaspoonful of salaratus, well powdered ; rub into two basins of flour, a good bit of butter, or some lard or dripping, and throw in a few caraways, or any spice you may have, and a teaspoonful of salt : knead lightly, cut out with a tumbler, the lid of an old tin tea-pot, or other convenient cutter, and bake before the fire in the frying-pan, or in the bake-pan. The frying-pan is often used in the backwoods, for baking cakes or bread. In Canada they are generally made with a very long handle, in which there is a loop, through which a strong cord is passed, which is again passed over a nail in the chimney-board ; or a machine called a pan-jack, is placed behind it, with notches which allows the cook to raise or lower the pan to the fire. A few hot embers are placed below the pan, to heat the bottom. This is a shanty-oven, often made use of in the backwoodsman's house.

CANADIAN CROQUETS.—Sift a teaspoonful of white sugar through a bit of muslin ; add to the sugar three or four drops of essence of lemon, or almonds : beat up two eggs with the sugar, and to these add as much very-fine flour as will make the eggs into a stiff paste. It is better to work it with a spoon till it is smooth and stiff enough to handle : knead it, and roll it out as thin as paper. With a sharp penknife cut out leaves and shells, and roses ; or, twist narrow slips into braids, cutting the veinings of the leaves and the edgings.

Have ready a clean tin-pan, half full of boiling lard : you can try the heat by throwing in a little bit of your paste ; if hot enough, it will rise directly to the surface, and become stiff in about a minute or two. Throw in your croquets, one or two at a time ; two minutes will cook them : take them out with a slice, drain and lay them on a dish, sift a little fine white sugar on them as you take them out.—From these materials you will have a heaped dish of most elegant-looking cakes, at a very small cost.

SWEET FRUIT-CAKE.—This is made by rolling out a fine short crust very thin, and spreading about an inch thickness of apple marmalade, made by boiling down dried-apples to a pulp ; over

this lay another thin crust of pastry: it should be baked in shallow tin-pans, and, when quite cold, cut into squares, or vandyke-shaped pieces, by cutting squares from corner to corner. This is sold by the confectioners under the name of mince-pie, and pie-cake.

INDIAN RICE.—Indian Rice is a wholesome and nourishing article of diet, which deserves to be better known than it is at present. It grows in vast beds, in still waters, in a depth from three to eight feet, where there is a great deposit of mud and sand. In many places where there is little current, these beds increase so as to materially fill up the shallow lakes, and impede the progress of boats on their surface.

When the rice begins to shew its tender green blade above the water, you would think the lake was studded with low verdant islands. In the months of July and August, the rice comes in flower, and a very beautiful sight it is for those who have an eye to enjoy the beauties of Nature. The leaves, which are grassy, attain a great length, and float upon the surface of the water; I have seen the leaves of the rice measured to the amazing extent of eleven, twelve and thirteen feet. The deer come down at night to feed on the rice beds, and there the hunter often shoots them. The Indians track them to their feeding-places, and shoot them by torchlight.

In the month of September is the Indian's rice harvest: by that time it is fully ripe and withered. The squaws collect it by paddling through the rice-beds, and with a stick in one hand, and a sort of sharp-edged, curved paddle in the other, striking the ripe heads down into the canoe, the ripe grain falling to the bottom. Many bushels are thus collected. They then make an enclosure on a square area of dry ground, by sticking branches of pine or cedar close together, to form a sort of hedge; in the centre of this place they drive in forked sticks, in a square of several feet, across which they lay others, and on this rude frame they extend mats of bass or cedar, for the manufacture of which the Indian women are renowned: they light a fire beneath this frame, and when reduced to hot, glowing coals, the rice is spread on the mats above the fire: the green enclosure is to keep the heat from escaping: the rice is kept stirred and turned with a wooden shovel or paddle, and, after it is dried, the husk is winnowed from it in large open baskets, shaken in the wind. This is the mere drying process of the green rice.

The parched Indian-rice is heated in pots over a slow fire till

it bursts and shows the white floury part within the dark skin. This sort is eaten by the Indians in soups and stews, and often dry, by handfuls, when on journeys, as the parched corn of the Israelites.

Indian-rice is sold in the stores at 10s. a bushel: it affords a great quantity of food. The Indians sow it up in mats or coarse birch-bark baskets: it is dearer now than it used to be, as the Indians are indolent, or possibly, employed in agricultural pursuits or household work.

In appearance this rice is not the least like the white rice of commerce, being long, narrow, and of an olive-green colour outside, but when cooked, is white within. The gathering of wild rice is a tedious process, and one rarely practised by the settlers, whose time can be more profitably employed on their farms; but I have nevertheless given this description of harvesting it, as it is not devoid of interest, and, should this book fall into the hands of any person, who by accident was reduced to having recourse to such expedients as the wild country afforded, for food to keep themselves from starving, they might be able to avail themselves of the knowledge.

Men who have gone up lumbering, on the shores of lonely lakes and rivers, far from the haunts of civilized men, have sometimes been reduced to worse shifts than gathering wild rice to supply their wants.

I will now give the most approved recipes for cooking the Indian rice.

WILD-RICE PUDDING.—A basinful of Indian-rice carefully washed and picked, should be soaked for some hours; the water being poured off twice during that time. Put it on in a covered vessel, with plenty of water, which should be drained off after it has boiled for half an hour, as there is a weedy, fishy taste with the rice, unless this is done. Milk may now be added in place of the water, with a little salt, and the rice simmered for an hour or more, till every grain has burst, and the milk is absorbed. Now add, when cool, four eggs, a bit of butter, sugar, and a little nutmeg or cinnamon. This makes an excellent baked or boiled pudding: and, leaving out the sugar, and spice, and eggs, and adding more salt, is a good vegetable dish.

INDIAN-RICE IN SOUP.—The Indians use the parched rice in their soups and stews, which are chiefly made of game, venison and wild fowl. As an ingredient in fresh soup it is very

good, but must be well soaked and carefully picked. Many persons prefer the wild rice to the white Carolina rice, in venison soup.

BUCKWHEAT.—This grain is grown in Canada for the fine flour which is used as an article of food in the form of pancakes. It is the same grain that at home is known by the name of French-wheat; and in some counties of England, by the name of Branck. In England it is chiefly grown for feeding fowls and game. In France I have heard it is used by the peasants as bread, probably in the way that the Canadians use it, as pancakes. Buckwheat is of easy culture: it is sown late, and cut early. Hogs are fed with it, in the straw: sometimes it is sown by the farmer to enrich the soil, by being ploughed down whilst in flower.

When intended as a crop for harvesting, it is cut and bound in sheaves, thrashed and ground into flour, which must be sifted with a fine sieve, as the husky part is quite black, and any portion mixing with the flour would render it unsightly. I will now give the best receipt for cooking.

BUCKWHEAT PANCAKES.—The usual mode of preparing this favourite article of food, which the Americans and Canadians consider a national dainty, is as follows:—

Take about a quart or three pints of the finely-sifted flour, mix to a batter with warm milk or water, a teaspoonful of salt, and half a teacupful of good barm: beat it well for a few minutes, till it is smooth, and leave it in a warm place all night, covered in an earthen pot or tin-pail, with a cover. In the morning have ready your griddle or frying-pan, wiped clean, and some lard or butter, made quite hot; into this drop a large spoonful or small teacupful at a time, of your light batter, till your pan be full, but do not let them touch: if the lard be very hot, the pancakes will set as you pour them in, and be well shaped, and as light as a honey-comb: fry of a light brown, and turn them; lay them on a hot plate, and serve quite hot, with maple molasses, treacle or butter.

If the batter have worked sour, melt half a teaspoonful of salaratus or soda, and stir in.

The buckwheat pancakes should be served hot and hot to table. Buckwheat pancakes are a favourite breakfast-dish with the old Canadian settlers.

These pancakes may be raised by mixing in three teaspoonsful of the baking powder. just before frying, instead of using yeast to ferment the batter.

par
a t
bat
hot
I
will
mak
may
barl
food
on t
stro
diet
in th
bran
weal
that
ther
costi
and
bake
astri
O.
as fo
H
your
you
neces
oatm
whic
ing i
the
stirri
thick
serve
howe
matt
M.
only
milk-
with
the n

OATMEAL PANCAKES.—Mix one part of flour with three parts of oatmeal, and set with warm water and a little salt, into a thin batter; add a little barn, and let it rise; pour your batter on a hot, well-greased griddle or frying-pan, or drop into hot lard, as in buckwheat pancakes.

It is a mistake to suppose that oatmeal or buckwheat-flour will not rise. I believe that the flour of any grain will rise and make leavened bread, and, in scarcity of wheaten flour, a mixture may be made to great advantage, of rye, maize, oatmeal, or barley-flour. At all events, it is well to know how to make good food out of the inferior grains. The English peasantry who live on the best wheaten flour, are not more healthy, and hardly so strong in muscle, as the natives of Scotland and Ireland, whose diet is chiefly oatmeal and potatoes. Most medical men agree in the opinion, that brown bread, or bread with a part of the bran left in, is much more conducive to health, unless to very weakly persons of lax habit, than the pure white bread; and that were brown bread more common as a staple article of diet, there would be fewer calls upon them for medicines.—Habitually costive persons should adopt the constant use of brown bread, and abstain as much as possible from white bread, especially bakers' bread, in the composition of which alum and other astringents are often introduced.

OATMEAL PORRIDGE.—This wholesome dish is prepared as follows:—

Have ready boiling water, as much as will be required for your family; into this throw some salt; experience will guide you in the quantity, for it must depend upon taste, and the necessity for a large or small cooking. Have ready your oatmeal in a dish or basin, and a thick wooden round stick, which any boy can make for you with a good knife, and smoothing it off with a spoke-shave or a bit of glass. While you throw the meal slowly into the boiling water with one hand, keep stirring it with the stick with the other, till your porridge is thick and smooth; then let it boil for about ten minutes, and serve it in plates, with a cup of milk to each person. Some, however, prefer butter to eat with it, others molasses: it is a matter of taste and convenience.

MILK PORRIDGE WITH OATMEAL—is made as above, only substituting milk for water, and less oatmeal. In making milk-gruel, it is better to mix the meal in a basin, smoothly, with water, and when the milk in the pot boils, pour and stir in the mixture.

Children are fond of this dish for supper and breakfast, and it is nourishing, light and wholesome, unless there be acidity of stomach; then it is not so good, as oatmeal has a tendency to create heartburn, when the digestion is deranged.

BROWN SUPPORNE.—This is porridge, made entirely with shorts, and eaten with cold butter or new milk. It is made in the same way as Indian-meal supporne (see that article). In the absence of corn-meal or oatmeal, children will eat this dish very readily, and it is often a convenient substitute for bread, when flour runs out, and you are unable to obtain an immediate supply. It is most commonly made with water, the flour being stirred in as the water or milk boils.

MILK PORRIDGE.—Have your milk boiling, and a basinful of flour, into which a little salt may be mixed: with one hand sprinkle in your flour, and stir with a wooden stick or spoon, till you have made your porridge as thick as you desire it to be: remove it from the fire to the top of the stove, or place the pot on a few hot embers, not near enough to the fire to scorch, and let it simmer for some time, stirring it carefully. This makes a very satisfying meal for children.

OAT CAKE.—It would seem presumptuous in an English-woman to give a recipe for making Oat-cakes. The North of England people know how to make them. The Scots and Irish are famous for them, and the inhabitants of the South, East and West of England would not eat them.

In Canada they are made by all classes of Irish and Scotch—some the plain, old-fashioned way, and others with shortening, as butter or lard. I like them best with a good deal of butter in them; they are less hard, and, I think, more palatable: and some put soda in the water, which I have been recommended to try. I have seen persons in ague, throw a handful of toasted or fresh oatmeal into a jug of cold water, and take it, not as a cure, but as a drink in the fever. I have seen very good results, in violent pains in the body alleviated, by oatmeal made hot in the oven or pan, slightly sprinkled with water to create a steam, put in a flannel-bag or a coarse cloth, and applied to the sufferer: or an oat-cake toasted and wrapped up in a damp cloth, laid over the stomach. Simple as such remedies are, in case of sudden illness it is well to remember them, especially in a country where doctors are few and far off, besides being very expensive visitors in a poor emigrant's log-house or shanty.

INDIAN CORN.—With the exception of wheat, there is not

a more valuable grain, or one more various and valuable in its uses to man, than Indian-corn. It enters into the composition of many most nourishing and excellent compounds, and is equally palatable and wholesome in its green or ripened state, as food for man or the domestic animals about his homestead: while the wild creatures gather their portion, from the big black bear, down to the active and predacious chipmunk. It comes amiss to none of God's creatures, and if it costs some labour to plant and harvest, it amply repays the care bestowed upon it. There are seasons when it does not arrive at perfection, as in the cold, wet harvests of 1835, 1836, and 1837, but those were years when the wheat grew in the sheaves, and grain of all kinds was with difficulty brought to perfection.

Even when the Indian-corn does not succeed so well, it still produces a great amount of sweet and nourishing food for animals, and though the grain may not come to its fullest state of perfection, it will be equally good for cattle, and the fattening of swine; so that after all, the loss is really not so great, as the failure in any other of the green crops would be.

CULTURE OF INDIAN-CORN.—The best soil is light, good loam, and lands that have been cultivated for some years, open and sunny, rather than the virgin soil of new lands: in the latter case the plant is apt to be too rank, running more to straw than grain. Indian-corn will bear soil well manured.—The best sort of corn (of which, however, there are many varieties) is the yellow eight-rowed corn, i. e. eight rows of grain on each cob. You will see varieties in the colour of the grain on the same cob; such as pale straw colour, white and yellow, sometimes red, and even bluish green; but a good unmixed seed is better.

The time of planting is generally from the 20th to the 25th of May, though I have often known it planted as early as the 18th, in very warm dry seasons. The greatest danger the young plant has to encounter, is frost, which often nips the tender, green blade, when it is some inches above the ground.

Some persons steep the grain twelve or sixteen hours before planting, but this should only be done when the sowing has been retarded, to hasten vegetation, and if the ground be very dry. If the soil be wet from recent rains, it is not prudent to steep the seed, as it is liable to rot in the ground, and never come up.

The corn dropper should be supplied with a lap bag, of coarse canvas, tied round the waist, or slung across the shoulders, the mouth being wide enough to admit the hand freely; or a basket

with two handles on one side, and one on the outer side; through these handles straps are passed, which are slung over the left shoulder, the basket hanging a little under the left arm, which arrangement admits of the readiest access to the corn with the right hand: the outside handle serves for the dropper to steady the basket. One person should open the earth slightly with the hoe, into which four grains of corn are dropped, in a square of about two inches, as near as possible, from each other: the person who hoes, then draws the earth over the corn. Some merely let the grains fall on the surface, while the other covers them with earth, forming a slight hill over them: others again draw a furrow, and plant the corn in rows, at certain distances. These things are better learned by experience, and the advice of old settlers—sound, practical men, who have no interest in misleading the inexperienced emigrant.

The distance in planting corn, when it is the usual hill culture, is three feet from hill to hill, and three feet from row to row. Some allow a few inches more, considering that the plant having more space and air, repays them by an increase of luxuriance. The first hoeing generally takes place when the plant is about a foot high, when the earth is drawn towards the stems of the plants, and stirred well about them. The next hoeing should be before the plant begins to run up to flower. Where the fields are free of stumps, a one-horse plough is generally preferred to the hoe, as being a great saving of labour, and equally efficacious in earthing up the corn. Some cross-plough, but I do not think this is very often practised. Women and children take great part in the culture of the corn-crop, especially in the bush-farms, where the roots and stumps obstruct the plough, and the hoe alone can be made use of. Pumpkins are usually planted along with Indian-corn: the broad leaves of the pumpkin spreading over the ground, serves to shade it, and retain its moisture for the benefit of the Indian-corn, acting as a sort of wet-nurse to the tender plant.

The pumpkin-seed is planted in every other hill, and in every other row; which allows free space for the plants to run over the ground, without choking each other.

Some farmers remove the unfruitful shoots and suckers from the stem of the plants, that are thrown up; while others, who regard the fodder for their cattle as a matter of importance, think that they lose more than they gain.

As soon as the grain begins to fill with milk, and has acquired

some substance, it is fit for the table; but the white, sweet, garden-corn is best for cooking, and should be cultivated for that purpose, instead of robbing your field-crop.

The first week in October is the usual time for harvesting Indian-corn, which is done by cutting it near the root, or pulling it: it is then set round in bundles, so as to form a large circular stook, which is tied with a band at the top, and these stooks are left to dry in the field till the farmer has leisure to house them. The common way is then to pull the cobs off the stalk, and throw them in heaps, when they are carted home to the barn or corn-crib.

The corn-crib should be raised from the ground, and made of logs or boards, close enough to keep out squirrels, but so as to admit the air, which is essential to its keeping well. The crib is made small at bottom, and wide at top, and roofed over.

Before thrashing, it is necessary to husk the corn, which is simply stripping off the fine sheathing that surrounds the cob or ear; to effect this, "Husking Bees" are often called. Neighbours and friends, especially young folks, meet and sit round, and pull off the husk.—The meeting usually ends in an evening frolic, a dance and supper.—This is seldom had recourse to excepting by the small farmers.

The choicest cobs should be selected for seed: these are only partially husked; the husk that remains is turned back, and the cobs are braided together in ropes, and hung across a pole or beam, to be kept against the spring. When rasping your seed corn, break off about an inch or more from the cob, as the grains at the end of the cob are not so fine, or fit for planting, as the rest.

There are various ways of thrashing Indian-corn, but the usual method is simply with the flail; some tread it out with horses, on the barn floor. This is an ancient mode of thrashing, practised in the East, and also in Portugal and Spain. The first crop of Indian-corn I ever saw, was rasped by means of a bit of iron-hoop, set in the edge of a barrel; but this was a slow process. In the States there are machines on purpose for rasping corn, that work very expeditiously, and are a great saving of labour.

Four quarts of good seed will plant an acre of bush land, with the stumps on it: six quarts are allowed for old land, where the ground is not encumbered by stumps or trees.

I have been particular in describing, as rainutely as I could,

all these things relating to the cultivation of this crop, so universally grown in Canada ; for though it is not often left to the management of females, yet such things have sometimes occurred through sickness or accident befalling the head of the family, that the work, or the direction of it, has fallen upon the wives and daughters of the farmers.

I have known women in Canada, who have not only planted and hoed the corn, but have also harvested it.

I knew the wife of an officer, who had settled on a government grant in the backwoods ; she was a young woman who had never been accustomed to any other work than such light labour as the most delicate female may take pleasure in, such as the culture of flowers, and making pastry and preserves, and such matters ; but of laborious work she knew nothing. Well, it so happened, that her female servant, her husband, and also the man-servant, all fell sick with intermittent fever : in a few days both the man and the maid went home to their own friends, and this young wife, who was also a mother, and had a baby of ten months old, was left to nurse her sick husband and the child, and do all the work of the house. At first she was inclined to fret, and give up in despair ; but when she looked upon her sick husband and her helpless babe, she remembered that duty required better things from her than to lie down and weep, and lament : she knew that other women had their trials, and she braced up her mind to do what was before her, praying to God to give her strength to do her duty, and she went on cheerfully and with a brave spirit.

The spot where these people lived was very lonely ; it was a new clearing in the forest, and there were not many settlers near them : it is now full eighteen years ago, and emigrants were not as well off then as they are now in their settlements, and often had to put up with great privation, and encounter great hardships.

Besides a few acres of fall wheat, they had half an acre of Indian corn, on which they depended in part for food for the household, and also for fattening some pigs for winter meat.

The corn was just ripe, for it was the last week in September ; the great golden pumpkins showed like gigantic oranges on the ground, between the rows of ripening corn ; but, alas ! the fence was not very secure, and the hogs of a settler about a mile off, came through the woods and destroyed the corn.

The blue jays, and the racoons from the forest, came to share

in the spoil : the grain was fast diminishing, which was to have done so much for the support of the little household. The poor wife looked at her fever-stricken husband, and at her baby boy ; neither could help her, and at first she hesitated before she could decide upon which plan to pursue. However she left plenty of cooling drink by the bedside of her sick partner, and with baby in her arms she set out to the field ; fortunately it was close at hand, just beside the garden. She spread a shawl on the ground at the foot of a pine tree that stood on the clearing, and setting up an umbrella to shade the little one from the heat of the sun, she set to work on her task of gathering the corn. She soon became interested in the work, and though her soft hands, unused to hard labour, were blistered and chafed, in a few hours she had stripped the cobs from a large portion of the corn, and thrown them into heaps, running back from time to time to speak to her baby, and amuse him by rolling towards him the big yellow golden pumpkins, with which in a short time she had effectually fenced him round ; while the little fellow, shouting with joy, patted and slapped the cool rind of the orange-coloured fruit with his fat white hands, and laughed with infant glee.

Between gathering the corn, playing with the baby, and going to visit her sick husband, she had enough to do.

She next brought out some large Indian baskets, into which she gathered up her corn. At sunset she dragged her little one home, mounted in great state on the top of the loads ; weary enough she was in body, but well satisfied in mind, at her day's work.

In this way she harvested and housed her first crop of Indian corn. Her husband was well enough to aid in storing the pumpkins by the time her task was finished.

In after years she has often with honest pride related to her children, how she gathered in the first Indian corn crop that was raised on their bush farm. Possibly this very circumstance gave a tone of energy and manly independence of spirit to her children, which will mark them in their progress in after-life.

I will now proceed to giving some improved recipes for the cooking of Indian corn.

SUPPORNE.—This is a thick sort of porridge, only it is made from Indian meal, very similar to oatmeal porridge, only it is boiled rather longer. The sifted Indian meal is sprinkled into the boiling water, and stirred quickly,—rather more salt is used

than for oatmeal porridge,—and when boiled about twenty minutes, is taken up in a dish, and is eaten with milk, sugar, butter, or any other seasoning that is prepared. If there be any left from the breakfast or supper, it may be cut (for it becomes quite solid when cold) in slices an inch thick, and fried for breakfast, and buttered hot, or eaten with meat gravy.

Supporne to the Americans and Canadians is what oatmeal porridge is to the Scotch and Irish. It is the national dish, and very good and wholesome food it makes. One bushel of Indian meal will go as far as two of flour in puddings and cakes, bread and porridge, as it absorbs a great deal more water or milk, swells in bulk, and satisfies the appetite sooner. Supporne is better for long boiling.

INDIAN MEAL PANCAKES.—Make a batter with one part flour, and three parts Indian meal, a little salt, and some warm (not hot) water or milk, half a tea-spoonful of salaratus dissolved in butter-milk if you have any, if not milk will do, if sour so much the better; stir into your bowl or pan with the batter, and beat it a few minutes; heat your griddle or frying pan quite hot, with butter or lard, and drop in your pancakes. As soon as browned on one side turn them: keep them from burning by adding a little more fat or melted butter. Strew sugar on the surface as you lay them on the dish. Some butter them hot, and sift sugar also. These pancakes are far lighter for the stomach than flour pancakes.

It is a simple dish—easily made—very economical—and makes a wholesome variety at dinner or supper. A handful of currants strewn in, or a few ripe garden currants makes them nicer, or eaten with preserved apples where you have an orchard, and fruit of this kind is plentiful.

INDIAN MEAL PUDDING WITH MEAT.—This is a good substantial dinner when you have fat meat in the spring, and no vegetables. Mix Indian meal, seasoned with salt, to a thick batter with hot water or cold milk, add a little tea-spoonful of soda, but it is not indispensable; grease your bake-kettle or stove-pan, pour in your batter, stirring it well, slice some hard fat bacon, pepper them, (a grate of nutmeg is an improvement if you have it at hand,) and lay them on the batter. Your slices of meat must not be very thin: half an inch thick at least. When the meat is brown on one side, turn the slice, and if done too quickly, remove to a hot dish and keep them covered up till the pudding is done. Some do not put the meat in till the batter is

well set, but the pudding is best when both are done together. The Indian meal absorbs the fat from the meat without tasting greasy, and a very savoury and relishing dish is made out of very homely ingredients. Fresh meat, a small joint of mutton or beef, can be thus cooked, the pudding making an excellent addition to the dinner; and by this mode of cooking a small portion of meat will give an ample provision for a large family.

INDIAN POUND CAKE.—Eight eggs, beaten, 1 pint of powdered sugar, 1 pint of sifted Indian meal, $\frac{1}{2}$ a pint of fine flour, $\frac{1}{2}$ lb. of butter; stir the butter and sugar to a cream, beat the eggs apart, stir the meal and flour to the eggs and sugar and butter, add nutmeg and lemon peel, or essence of lemon, with a glass of wine and brandy; butter a flat pan or little tart tins, and bake. This may be eaten the same day or as soon as cold.

INDIAN TEA-CAKE.—A pint basinful of Indian-meal sifted, four well-beaten eggs, a tea-cupful of butter melted, a cupful of sugar, and a table-spoonful of treacle or molasses, (but if you have none, this last can be omitted; the cake will be good without, though it looks richer,) a table-spoonful of caraway seeds, or a cupful of currants; a tea-spoonful each of ginger and nutmeg grated, and half a tea-spoonful of salt. Dissolve a tea-spoonful of soda or salaratus, in some milk, and mix these ingredients to a pretty thick batter; bake in a stove pan, in a brisk oven. When done, cut the cake into squares; it should be about two inches thick when baked.

This is a very nice cake, quickly made, and is rich and light, without injuring the digestion.

A fine cake can be made of Indian-meal, eggs, butter, molasses and ginger, with soda and sour milk or cream.

Allspice makes a good seasoning for a plain cake; and dried garden currants or huckleberries are good put in.

INDIAN-MEAL BREAKFAST-CAKES.—One quart of sifted Indian-meal, one handful of fine flour, three eggs well beaten, a cup of yeast, one teaspoonful of salt, one quart of milk made pretty hot; put in the yeast, eggs and salt, and then stir in your meal. Mix into a batter overnight, adding in the morning a little pearl-ash, or soda or salaratus, just before baking, but be careful to roll and dissolve before putting it to your batter, and stir it well through.

Pour the batter on a hot, buttered griddle, and turn when browned on the under side; serve hot.

JOHNNY-CAKE.—One quart of Indian-meal; two table-spoonful of molasses, or a cup of coarse sugar; one cup of butter

melted, a teaspoonful of salt, and one of ginger; two eggs: make these ingredients into a batter with scalding water or milk: pour the batter into a flat pan, and bake brown: cut in squares, and serve hot with butter or preserves.

BAKED INDIAN MEAL PUDDING.—Scald a quart of milk, and stir in seven or eight table-spoonsful of Indian meal, a little salt, sugar or molasses to sweeten it, a cup of beef or veal suet, nicely shred, a teaspoonful of ginger or any spice you prefer, a teacupful of currants or chopped apples, and four eggs beaten to froth; sprinkle a little fine suet on the top and grate a little nutmeg.

PLAIN INDIAN PUDDING.—The same as above, only omitting the eggs and fruit. The same pudding may be boiled instead of baked, but the cloth must be tied so as to allow of the meal swelling, and requires to be boiled two or three hours.

INDIAN MEAL YORKSHIRE PUDDING.—Make a batter of Indian meal, with milk and two or three eggs, and pour into the pan, when you are roasting beef, pork, mutton, or any fresh meat; it absorbs the gravy, and is very nice. It is as well to pour off some of the gravy before you put your batter in with the meat, as it is apt to rob the meat of all that runs from it. When you serve the meat, pour over it the reserved gravy, made hot.

CORN STARCH.—This is a most truly valuable article of diet, as well as being used in the dressing of fine linen. It is prepared in the United States, and sold in all Canadian stores, in packets, on which are printed directions for using it.

It is quite as palatable as arrow-root—much cheaper—and as easily prepared. As diet for the sick, it is very valuable; and also for young children. It would form a most admirable sea-store for emigrants. A half pound packet of this fine light powder costs $7\frac{1}{2}$ d., or a York-shilling. It makes delightful custards and puddings.

CORN-STRAW BEDS AND MATS.—The sheathing which envelops the grain of the Indian corn is often used for filling beds, or loose mattresses, to put below feather beds; and is preferred by many people to straw or any other material. The best method of preparing it is this:—after the corn has been husked, or the cob stripped of the dry sheath that protects it, take a few nails and drive them quite through a piece of board—the bottom of an old box will do for the purpose: the nails must project so as to present the points an inch or two beyond the surface, and

several, say six or eight, must be driven in so as to form a sort of comb, having a double row of teeth. Gather up a handful of the dry husks, and draw them quickly across the nails so as to tear them into strips; with a little practice this work can be carried on very quickly. A bag of coarse brown linen, with an opening in the middle seam, large enough to admit of a person's hand, and furnished with strings or large buttons, is the best receptacle for the straw. The person who makes the beds stirs the contents of these mattresses by putting in her hand. Mats for laying under beds are also made by braiding the sheathing into thick ropes, and sewing them together with a wooden needle or a large iron needle, with an eye large enough to admit of a single blade of the husk being threaded through it. This is then tied; but those who do not care for the trouble of constantly threading and tying, use twine, or the tough inner part of the cedar tree.

Round and oval mats are made for the doors, of the corn sheathing. The rough ends of the husk are left projecting about an inch. The braid is made in this fashion:—you take nine blades of the sheathing and tie them at the top, to keep your work from coming undone: the braid is the simple three ply; but you use three blades together, instead of one. To make it thick enough, every time you come to the left side, insert there a fresh blade, leaving a little bit of the end to project at the edge. About twenty yards is sufficient for a door mat: it is sown together with the big needle, and twine or bark. Children can be taught to make these things; and they cost nothing but the time, and can be made of an evening or on wet days, when other work cannot be attended to.

This is one among the many uses to which this valuable plant can be applied: even the cobs themselves are of service after the grain has been taken from them. They make excellent corks for bottles; and a bag of them of all sizes should be kept for such purpose. Burnt slowly in the smoke-house, the corn-cob is in high repute, as affording the finest flavouring for hams and bacon; and burnt to fine white ashes, they afford a very excellent alkali for raising ginger-bread, and other cakes. I have seen Canadian housewives make a pure white ley of the ashes, for that purpose.

POTATOES.—The most common method of planting potatoes in the new soil, is in hills: on the older farms, in ridges, earthed up by the means of a single-horse plough. The potato is set all through the month of May and the early part of June, and even

later than this; but the earlier they are planted, the better chance you will have of a fair crop.

In the bush-farms potatoes are generally planted in hills: the method is simple. One person drops the seed on the ground, at a distance of sixteen or eighteen inches apart, and two feet between the rows: another follows, and with a hoe, draws the earth each way over the set: some flatten the top of the hill with the hoe, and shape them like little mole-hills. When the shoot breaks the ground, and the leaves expand, the earth is again drawn up to the plant. In the fresh virgin soil, once hoeing is all the crop receives; but in gardens, we give the potatoes a second, and sometimes a third hoeing. The hills are preferred in new clearings, where the roots and stumps would prevent the ridges from being straight, and interrupt the ploughing. The Irish plan of lazy-beds is seldom practised in Canada, unless it be to improve a piece of turfy or weedy soil. The field-crop of potatoes is seldom fit for use before August, but earlier sorts may be planted in the garden for table, which will be fit in July. The sorts usually set are early kidneys, for garden culture. Pink-eyes, the common white and red apple potato; rough-skinned purple, and cups, for the main crop. There are many others that I could name. I would advise any settler coming out early in the Spring, to bring a small quantity of good potatoes for seed, in a box of dry sand. New seed will fetch high prices, and pay well if the crop succeeds. There is always an eagerness to obtain new sorts of an approved potato, especially early kinds.

The month of October is the general one for storing the field potatoes, which should be taken up in dry weather. I feel assured that a vast deal of loss, both in quantity and quality, is caused by storing potatoes wet.

The cellar, the root-house, and pits in the ground, are the storing places. There are objections to the cellarage, as the cellars, which are, for the most part, pits dug under the flooring of the kitchen-part of the log-house, are often too warm, and the potato heats, or exhausts itself, by throwing out sprouts, besides, in the Spring, causing a bad smell and impure air, very injurious to the health of the inmates of the dwelling.

The root-house is better, but requires to be constructed with due attention for excluding the frost. In pitting potatoes, the mode observed by some of the most careful farmers, is this:—the potatoes are suffered to lie spread on the ground, to dry in the sun and wind, as long as possible, during the day; they are then

gath
grou
dug:
a go
abou
pota
slan
frost
a go
avoi
this
M
thro
are d
fully
cup o
in a
sides
mash
oven
Po
meat
turni
Have
them
boil a
thick
boiled
little
with
in flo
Po
or fish
and s
till ev
*Nor
has fou
the qu
heaps o
earth,
steam
when t
an add

gathered in large heaps, on a dry spot, sandy, if possible, and the ground slightly inclining towards the south, or east; no pit is dug—the potatoes lie on the ground only; over the heap is spread a good quantity of dry litter or straw; on this earth is thrown, about a foot in depth; on this more straw or the dry stalks of the potatoes, and another banking of earth. A few boards placed slanting, so as to throw off the rain, is sometimes added; but the frost seldom penetrates the second layer of straw. Those who have a good safe root-house, or large cellars, seldom pit; but if it is unavoidable, the way I have recommended is the best, for securing this valuable root from the severe frosts of a Canadian winter.*

MASHED POTATOES.—Pare the potatoes very free from spots; throw them into cold salt-and-water as you pare them; when all are done, put them into clean, cold water, and boil till soft, carefully skimming the pot: pour off dry; then mash fine, adding a cup of milk or thin cream, and a little more salt, or you may put in a bit of butter: dish, and smooth the potatoes on the top and sides, and put into the oven or before the fire to brown. Cold mashed potatoes, cut in slices an inch thick, and browned in the oven like toast, and buttered, is a nice dish for breakfast.

POTATO SOUP.—Set on the fire, bones of beef, or any fresh meat, with a gallon of water, into which slice onions, carrots, and turnips; a little salt and pepper: boil till the vegetables are soft. Have ready, potatoes finely mashed—a quart basin full: add them to the soup, from which the bones may now be removed; boil an hour, slowly; pass the soup through a colander; if too thick, add a little boiling water or liquor in which meat has been boiled; return the soup after straining it to the pot; shred in a little green parsley and savory; give it a boil up, and serve it with toasted bread. If you have no meat, a piece of butter rolled in flour, will do to enrich the soup instead.

POTATO FISH-CAKES.—This is an excellent dish. If salt cod, or fish of any kind, salted or fresh, be left cold; remove the bones and skin carefully; pound the fish in a clean pot with the beetle, till every piece is separated; if too dry, add a little hot water or

*NOTE.—A highly intelligent Scotchman, in our vicinity, tells me that he has found from long experience, the following plan is the best for preserving the quality of the potato:—when taking up the crop, he lays the roots in heaps of eight or ten bushels on the surface, covers them with dry haum and earth, but leaves a vent or space at the top, with no earth on it, to allow the steam that rises from the potatoes to escape, till the cold weather comes on, when the pits are either removed to the root-house or cellar, or secured by an additional quantity of litter, and an outer banking up of earth.

melted butter; when thoroughly reduced, and well picked from the bones, add mashed potatoes, nicely seasoned with pepper—some add cayenne, but as children dislike such hot seasoning, it is better omitted in the mass; pound the fish and potato till they are well mixed; throw a little flour on a clean board, and taking out a small portion, *mould* it with your hands into a round cake; flatten on the top, and roll it in the flour. When you have a dishful made, fry the fish-cakes in hot dripping, butter, or lard, on a brisk fire: when neatly made and nicely browned, this is a nice way of cooking fish. If fresh fish is used, you must season with a little salt; some persons add an egg and a little finely chopped parsley, when poundng the potatoes and fish. The same preparation put in a deep dish, and browned before the fire or in the oven, is, I believe, called Chowder by the American cooks; it is less trouble, but the fish-cakes both look and eat better.

POTATO-CAKES.—A very favourite cake with the Irish. They are simply made with potatoes boiled very soft, and kneaded with flour and a little salt; rolled thin, cut in squares, and baked quickly. The goodness of this cake depends on the making and baking; some persons use twice as much flour in making them as others. A nicer potato-cake is made by adding a little cream to moisten the potatoes and flour, making the dough stiff and rolling it thin, and working a piece of butter in, as in making pastry; bake lightly in the oven, or fry, and sift over them a little fine sugar. All potato-cakes are best eaten hot.

POTATO-STARCH.—As I have before observed, it is a great object with the Canadian settlers to manufacture everything they consume, if it be practicable. The careful emigrant's wife buys no starch; but makes all she uses, either from potatoes or bran.

Potato starch is the fine flour that is obtained from the potato by grating it down in water.

Pare some large potatoes; white skinned are preferable to red or purple; grate them down to pulp on a coarse rasp, or the large-holed side of a bread grater; let the pulp fall into a pan of clean cold water. When you have reduced all your potatoes by grating, stir the mass well up with your hand; lay a clean coarse cloth in your colander over a vessel, and strain the whole mass; squeezing it till the pulp is quite dry. The liquor that remains after the straining must then be left to settle for an hour or more, or till it looks clear, and shows a sediment at the bottom. It may then be poured off, and a second water put on; stir this, and leave it again for some hours. A third water should be added; pouring off the

for
las
col
ma
an
mu
sti
the
tha
l
lin
mil
del
C
cor
stor
of c
ver
be i
ing
stan
I
gro
give
upo
bad
A
for
by l
eate
Eng
mad
rica
cake
P
asce
this
and
requ
* I
of he

former one as before : three waters is generally sufficient. The last time you pour the water off, you will perceive a slightly discoloured crust on the top of your starch, or some of the fine fibrous matter that has passed through : remove it with a clean spoon, and the pure, spotless, white substance below is the starch. This must be taken out, and spread to dry in a warm, sunny place, stirring it very frequently, till the whole is perfectly dry. It may then be put in paper bags, and hung up in a dry room. Be sure that it is quite dry before bagging it.

Not only does this make the clearest and best of starch for muslins and linens ; but is a good substitute for arrow-root, boiled in milk, either for invalids or babes ; and is valuable in places where delicacies for sick persons cannot easily be procured.

CORN STARCH.—This is an American preparation of Indian corn, which is sold in small packets, in most of the Canadian stores. It is used not only for starching clothes, but as an article of diet ; for puddings, custards, and mixed with milk for pap, for very young children. I should think a similar preparation could be made by steeping corn, till it be swelled and fermented ; bruising it, and pouring off the white floury sediment, as in potato starch ; bleaching it, and drying.

PUMPKINS.—This vegetable, or rather fruit, is extensively grown in Canada ; being always planted with Indian corn. It is given in the Fall of the year to the cattle and swine, which feed upon it eagerly : it is fattening and nourishing, and imparts no bad flavour to the milk, as turnips are apt to do.

Among the old-fashioned settlers, the pumpkin is much esteemed for pies, and a sort of molasses, which they prepare from the fruit by long boiling. When properly made, there is not a better dish eaten than a good pumpkin-pie. Now I must tell you, that an English pumpkin-pie, and a Canadian one, are very differently made, and I must give the preference, most decidedly, to the American dish ; which is something between a custard and a cheese-cake, in taste and appearance. I will now give you a recipe for

PUMPKIN-PIE.*—Select a good, sweet pumpkin, fully ripe : to ascertain if it be a sweet one, for there is a great difference in this respect, cut a piece of the rind and taste it, or cut several, and then you can judge which is best. The sweetest pumpkins require less sugar, and are much richer.

* I had this recipe from a Canadian lady who is celebrated for the excellence of her pumpkin-pies. I can vouch for their goodness from my own experience.

Pare and cut the fruit into slices, removing the seeds and also the fibrous, spongy part, next to the seeds. Cut it into small pieces, and put it on the fire with about a pint of water, covering the pot close : you are not to bruise or stir it. Should the water boil away so as to endanger the pumpkin burning to the bottom of the pot, a small quantity more of water may be added. It will take three or four hours to boil quite soft, and of a fine brownish yellow. Some improve the colour and richness by setting the pot on a few embers, near the fire, and keeping the pot turned as the pulp browns at the sides : but this requires to be carefully attended to.

When the pumpkin is as soft as mashed turnips, pass it through a hair-sieve or a colander ; then add new milk and two or three eggs well beaten, with grated ginger : as much sugar as will make it sweet enough to be pleasant. Pounded and sifted cinnamon is frequently used as spice or nutmeg ; but ginger and cinnamon are preferable to any other spice for pumpkin-pies. The milk must not be sufficient to thin the pumpkin too much : it should be about the consistence, when ready for the oven, of finely mashed turnips : if too thin you will need more eggs to set it ; but it absorbs a great deal of milk, and is better to stand some little time after the milk is added, before being baked.

Make a nice light paste ; line your dishes or plates, and then put in your mixture. These pies are always open ; not with a cover of paste over them.

A very rich pumpkin-pie may be made by adding cream, lemon-peel, the juice of a lemon, and more eggs.

A finer dish, than a good pumpkin-pie, can hardly be eaten : and it is within the power of any poor man's family to enjoy this luxury. If you do not grow this fruit, any neighbour will give you one for the asking.

SQUASH.—This is a vegetable of the gourd tribe of plants, and is in much repute with many of the Canadians. It grows very luxuriantly in the new bush-soil without any need of manure. The seeds are either set in a hollow basin, one or two in a place, or on hills ; but hollows are considered preferable, as the loose soil dries too much. The same may be observed with respect to cucumbers and melons in new gardens.

Squashes are of various kinds and qualities, and are boiled green, like the vegetable marrow, or mashed like turnips, with milk and pepper and salt. Squashes, when ripe, are made into pies, in the same manner as pumpkins.

In old gardens manure is necessary for the growth of all this tribe of plants. A good hot-bed for squashes or cucumbers may be made by piling the weeds and rubbish, dried leaves and stalks of vegetables, and covering the mound with several inches of fine mould. On this set your seeds, and you will have a fine crop; besides covering an unseemly object, and making an excellent bed, of the finest soil, for flowers or vegetables of any sort requiring good, rich, mould.

CUCUMBERS AND MELONS.—(*Plant, if in open ground, from 18th to 25th May.*)—Both these fruits can be raised in Canada without the trouble of making hot beds, and sheltering them with frames, provided your soil be rich enough, and the young plants are protected from the late frosts, which will sometimes, even in the latter end of May, cut both corn and the tender leaves of the melon. It is not commonly the case, but it has happened even in the early part of June. In general the seeds are put in about the 20th of May, and if you wish to bring them on safely, place a square of bricks about each plant: on this lay a pane of glass. Glass costs very little in Canada. This will serve as a frame-light, and you may open and close it at will.—Water your plants, and keep the glass over them at night, or till your plants no longer require such care. Spread a little fine hay over the ground between the plants: this will keep in moisture to the roots, and help to ripen the fruit. A bit of slate or glass is sometimes laid beneath the fruit to attract the sun's ray. I have seen splendid melons—musk, cantalupe, rock, and nutmeg-melons brought to great perfection in the open ground, on new soil. If the Summer and Fall are bright and sunny, which is generally the case in Canada, you may reckon on having ripe melons in plenty with a little care.

The ends of the shoots, of both melons and cucumbers, should be nipped as soon as the plant shows for bloom, this increases the size of the fruit very considerably.

There is a plan that I have seen recommended in horticultural books for growing cucumbers: this is on a frame of sticks, placed close together, slanting like the pickets of a ha-ha fence. On this the vines are trained, and suffered to grow, stopping the length of the end shoots, to keep them from trailing beyond the frame: or the top of a bush set in the ground for them to climb, has also been recommended: the former plan, if more trouble, is certainly the neatest.

MELONS PRESERVED.—Cut a ripe musk or cantalupe melon in

slices,—remove the seeds,—sprinkle a little white sugar on the fruit, and let it stand for an hour. To every pound of fruit allow three-quarters of a pound of sugar, white, it should be; a dozen cloves, and some ginger, sliced. Now pour off the juice that has run from your fruit,—put it along with the rest of your sugar and spice into a clean skillet or preserving-pan, and boil it up. When boiling put in your melon and boil for half an hour. The peel of a lemon, thinly pared and cut in strips, may be added. The juice of two, squeezed in, greatly improves the preserve, but it may be omitted. This makes a very beautiful-looking preserve, of a fine apricot colour. It is very rich; but rather too luscious for some tastes.

The citron-melon is grown especially for preserving; and is a very elegant-looking dish on a supper-table.

TOMATOES.—Canada produces this fruit in great perfection. The culture is simple—a bed of light rich mould should be prepared, on which the seed should be sown in the early part of May; a light dressing of wood ashes sprinkled over the bed saves the young plants from the attack of the fly which is very apt to injure the first seed leaves unless guarded against. The tomato is very hardy and bears transplanting well, as the plant grows very large and bushy in a good soil. You must not set out your tomatoes nearer than three or four feet of each other; a border is best, as the sun and light have better access to them than when planted on a bed. I copy a passage from the “Rochester Horticulturist,” which may be useful to the Canadian gardener.

The correspondent of the ‘Horticulturist’ says, “A trellis on which to train the tomato is easily made by setting stakes behind the row of plants, slanting very considerably backwards; on these laths may be nailed a foot apart, or wires may be stretched. Each branch of the tomatoes will need to be tied at first, but afterwards it will be sufficient to run twine from stake to stake in front of them. Mine have been trimmed and trained in that way for many years. The top buds should be shortened to check their growth. The fruit thus treated is remarkably fine in quality and abundant in quantity.”

The tomato is used in many different ways, as a dinner vegetable, as a sauce, and even as a tart and wine. I will now add the best receipts for dressing it as a vegetable, and for catsup.

AN EXCELLENT TOMATO SAUCE.—Wash eight dozen ripe tomatoes, place them in an earthen pan, having divided them in one or two pieces, carefully removing any stalk that may adhere,

or a
salt,
pan,
the
from
oz. v
oz. v
all t
rub
vine
may
who
bottl
Pr
toes,
toget
lump
Wes
To
strev
a day
a red
are r
pan.
W
and
spice
a good
Fa
whic
Gr
been
be ag
sauced
hashe
W
of str
it wit
An
fruit
hang
in a s

or any blackened or decayed part; over each layer strew some salt, and let them stand for two days: put them in a preserving pan with the liquor, and boil well for fifteen minutes: then pass the pulp through a colander or coarse sieve to separate the skins from the pulp: to this strained juice add 4oz. mustard seed, 2 oz. whole pepper, 1 ripe red pepper, having removed the seed, 2 oz. whole ginger, 2 oz. allspice, several cloves of eschalot: boil all together till the pulp is reduced to nearly half the quantity, rub it through the colander and press it with a spoon: a gill of vinegar to wash the pulp clean through from the spices, at last, may be added: bottle when cold, and cork tight down. Those who can afford it, put a teaspoonful of white wine into each bottle the last thing.

PRESERVED TOMATOES.—To three pounds of fresh ripe tomatoes, add the juice, and finely-cut peeling of two lemons: boil together with some sliced ginger for one hour, then add 4 lbs. of lump sugar, and boil half an hour longer. This looks like a fine West India preserve.

TOMATO CATSUP.—Pick the ripest fruit, break them up, and strew a good handful of salt among them, let them stand by for a day and a night, boil them with black pepper, cloves, allspice, a red pepper, and a little onion, or eschalot; when the tomatoes are reduced to pulp, let them be poured out to cool in an earthen pan.

When the tomatoes are cold put them through a coarse sieve and bottle them for use. The coarser parts may be put with the spice into a jar, and vinegar poured over them. They will make a good sauce for cold meat, or seasoning for soup and stews.

Fasten down your bottles with paper dipped in white of egg, which will exclude the air.

Green Tomatoes are often put into jars of pickles, and I have been told will make tarts, but I think the rank flavour would not be agreeable or even wholesome. Tomato catsup is used as a sauce for fish or meat, and also as a seasoning to soups and hashes.

When I make Tomato catsup myself, I allow a tablespoonful of strong vinegar to every quart of juice, but most persons make it without vinegar.

Any one who has a good cellar may have a supply of the fresh fruit for use, by taking up the plants before they are ripe, and hanging them on a pole head downwards. They can be ripened in a sunny window, or used green.

LIMA BEANS.—(*Time to sow, 18th to 25th May.*)—There are no beans that are more truly valuable to cultivate than the white lima bean; it is a climber, and requires poles to cling to. It is better to be set in hills three feet apart, about four seeds in each hill; three slender poles, seven or eight feet in height, set so as to meet at the top, should be put in at the same time as the seed. With a small hoe earth up the plants when in six or eight leaves, and your labour is done. This bean bears profusely; the crop continues in succession till the oldest beans are ripe. The green beans are very large, and very tender; in moist rich ground they are excellent. The ripe beans are of a pure ivory white colour, flat and kidney-shaped. These beans form a favorite article of vegetable diet in America. The manner of preparing them is as follows:—

STEWED BEANS.—Steep the beans, say a quart, in hot water for about twenty-four hours, or even longer; boil them, and remove the skins; the water should be changed, and the beans when soft enough, drained and seasoned with pepper, salt and butter. They take three hours to boil soft. Another way is to parboil a bit of pork, and put it to boil with the beans: then remove the beans to a deep pan or dish, put the pork in the middle, and brown all together in the oven. Beans are a good ingredient in soup, and also as a pudding, made in a similar manner to pease-pudding.

SUBSTITUTES FOR TEA AND COFFEE.—It sometimes happens to persons living at a distance from towns, that their stores of tea and coffee have been exhausted, before a fresh supply can be procured; or the want of ready-money for purchasing these necessary luxuries, has left the poor emigrant to such resources as the herbs of the field offer. Among the old Canadians there are persons intimately acquainted with the virtues of various plants which they frequently make use of instead of tea, and consider them more wholesome than the more palatable Chinese leaf, which we are so accustomed to regard as indispensable to our comfort.

Necessity, no doubt, has taught the old settlers, both in the States and Canada, to adopt certain leaves, roots and berries, as a substitute for the genuine article; and habit has reconciled them to the flavour. Some attribute valuable medicinal properties to their simple infusions, and, possibly, not without reason. The Indians boil the chips and bark of the sassafras, or spice-wood tree, as a luxury, as well as a medicine, and bring it from

dist
foun
aron
T
I ha
pur
T
nam
sligh
whe
spic
resin
This
Can
exce
It
side,
in th
very
been
Com
C
are
whit
to ca
grow
Rice
TH
Ther
it is
the l
its fl
the C
a few
and l
TH
work
L
sing
half
mars
shrub

distant parts of the country. I once tasted the decoction, and found it very pleasant, besides tasting the bark, which had a fine aromatic flavour, like the nutmeg.

Tinctures, essences, and fermented drinks are in high repute, I have been told, in the States: the sassafras is regarded as a fine purifier of the blood.

There is a species of fern, known by the country people by the name of sweet-gale, and sweet fern: it is woody, growing in a slight, waving bush, about three or four feet from the ground: when the leaves are rubbed they give out a delightful, aromatic, spicy odour, which soon goes off. When boiled, it has a slightly resinous taste, with a bitter flavour, that is not very unpleasant. This sweet-fern is in high repute among the Yankee and old Canadian housewives, as a diet-drink: they attribute to it many excellent virtues, and drink it as we do tea.

It grows only on very light, sandy soil, by wastes on the road side, or at the edge of pine woods. At dewfall, at night, or early in the morning, this shrub gives out a delightful perfume: it is very elegant in form, and in quality tonic and astringent: it has been recommended as a specific for ague. The botanical name is *Comptonia asplenifolia*.

CEANOTHERS.—NEW-JERSEY TEA.—MOUNTAIN SWEET.—These are the names of another very pretty and fragrant shrub, with white feathery flowers, that have the scent of the flower we used to call Meadow-sweet, and, Queen of the Meadows. It does not grow in the thick forest, but on open plain-lands, such as the Rice-Lake, Brantford, Monaghan and other open, shrubby lands.

The natives use the leaves of this plant as a substitute for tea. There is nothing injurious in this plant; and like the former one, it is tonic and astringent. I have never tasted the tea made from the leaves of this shrub, but I intend to cure some as a trial of its flavour, adopting the method, as near as I can, practised by the Chinese in drying their teas, heating the leaves in a pan for a few minutes, rolling them with the hand, and letting them cool, and heating them again.

The lumbermen use the New-Jersey tea, when out at their work, and also the Labrador-tea.

LEDUM LATIFOLIUM.—LABRADOR TEA.—This very pretty and singular shrub grows chiefly on the low level banks of swampy, half dried-up lakes. There are two kinds; one that is called marsh rosemary, the leaves bearing a strong resemblance to the shrub rosemary: it has pale, lilac flowers, and bluish-coloured,

hard berries, resinous in taste, not unlike juniper-berries in taste and appearance; but it is the broader-leaved that is used as tea by the lumberers. The under side of the leaves of this plant, are of a deep rust colour, and soft and cottony: the outer surface is hard and dry, of a deep, dull green: the flowers are white, and very prickly: the whole plant has an aromatic scent, which is rather too powerful in the decoction, for it must be boiled for a few minutes.—Some people highly approve of this beverage. I have tasted it, but disliked the resinous flavour.

DANDELION COFFEE.—Dr. Harrison, of Edinburgh, recommended the use of this root, many years ago. It possesses, he says, all the flavour and exhilarating properties of coffee, without any of its deleterious effects.—The plant being of a soporific nature, the coffee made from it, when taken in the evening, produces a tendency to sleep, instead of exciting wakefulness, and may be safely used as a substitute for the Arabian berry, (he adds,) “being equal in substance and flavour to the best Mocha coffee.” This is going too far: it is the best substitute that has been found, but certainly not equal in flavour to really fine coffee. I will now give my sister, Mrs. Moodie’s recipe for preparing the dandelion-root, and her method of cooking it. “The roots should be carefully washed, but not so as to remove the fine, brown skin which covers them, and which contains the aromatic flavour. The roots, when dry, should be cut up into small pieces, about the size of a kidney-bean, and roasted either in a Dutch-oven, before the fire, or in the stove, stirring them from time to time, to prevent burning: when they are brown through, and crisp, like freshly-roasted coffee, remove them, and let them cool; grind like coffee. Put a small cupful into the coffee-pot, and pour over it a quart of boiling water, letting it boil again for a few minutes: drink with sugar and cream, this preparation is very little inferior to good coffee.”

“Experience,” she says, “taught me that the root of this valuable plant was not so good in the Spring as in the Fall. In new clearings this herb abounds, and grows most luxuriantly in the fine new soil.—The best season to collect it is in the month of October, when the potato-crop is being taken up. To persons residing in the bush, to whom tea and coffee may happen to be an expensive article of consumption, the knowledge of this valuable property in a plant spread so abundantly over their fields, may be very useful.”

I can speak to the excellence of the dandelion-coffee, having

often drunk it, though I do not think I ever succeeded in making it myself, so well as my sister did. I believe that I have scraped as well as washed the root, and thus injured instead of improving the flavour. The addition of a small quantity of good coffee would be an improvement, and would be very economical, as the difference would then hardly be detected, between the substitute and the genuine article. The small haricot-bean, browned, and a small quantity of coffee added to it, gives a respectable imitation. The acorns of the white oak, browned and ground, are also used.

Before I leave the subject of the dandelion, let me observe that it is sometimes blanched, and used as a salad, instead of endive; or boiled as a vegetable.

COFFEE.—The best coffee, or what is here *called so*, sells at 1s. 3d. per lb., in the country stores; but a better article may be got at 1s. per lb., in any of the larger towns, and at 10d., unroasted.

“The reason,” says an agricultural journal now before me, “that coffee is seldom well made, is, first, the berries are too hastily roasted, or roasted too much: a light crimson is their proper colour. Secondly, the coffee is ground too fine; and thirdly, it is often boiled too much; by which the bitter principle is extracted, and the finer flavour flies off; and fourthly not enough coffee is allowed in the pot.”

A FEW REMARKS ABOUT BEER.—There is nothing that the new settler complains more feelingly of than the want of good beer and ale. Nobody brews beer in their own houses in Canada. Beer can be got in all towns, it is true; but it is not, as the emigrants say, like the sweet, well-flavoured, home-brewed beer of the English farm-houses. The reason why so few of the Canadians brew their own beer, arises from several causes: first, that there are so few maltsters; that barley is not very generally grown as a rotation crop; and then the want of vessels and conveniences for brewing, is an obstacle which it often takes years to overcome; and by that time, the taste for beer has often unhappily been superseded by that of whiskey. I feel assured that if there were more private families who brewed beer, there would be a thousandfold less whiskey drank in this colony. As there is no prohibition in Canada, against people malting their own barley, I think it would be wise for every farmer to grow a small quantity of this useful grain, and learn the practice of malting it: they might not, perhaps, produce at first as fine a flavoured malt as what they had been accustomed to purchase at home,

from the maltster ; but one that would supply them with a very palatable beer, and at a very little cost : the hops they can grow in their own garden : every one cultivates this plant on account of it being an indispensable ingredient in making barm for rising the household bread, besides shading and adorning their verandahs, by its luxuriant foliage and graceful flowers. The bush-settler has, however, little time to attend to malting and brewing ; but those who reside upon old cleared farms, would find no great difficulty in supplying themselves with beer of their own manufacturing, at a small expenditure of time and trouble. Many of the cotters' wives in Suffolk, used to make a cheap sort of beer for the use of their families, from treacle, hops, bran and water, with yeast to ferment it. This they might also make in Canada. During the very hot weather, some cooling and strengthening beverage is much required, by men who have to work out in the heat of the sun ; and the want of it is often supplied by whiskey diluted with water, or by cold water, which, when drunk in large quantities, is dangerous to the health, and should, if possible, be avoided.

Instead of the usual allowance of strong beer and harvest cakes, at four o'clock in the afternoon ; tea or coffee, with bread and butter, pancakes or cakes, are carried out into the field as a refreshment. They have supper on their return, at seven or eight at night.

There are no harvest frolics held here as in England. The practice seems altogether laid aside. No gleaners are ever seen in Canadian harvest-fields. Perhaps this very circumstance will show that the poor man does not require such a means of increasing his store : he reaps his own field, and his own hogs and fowls are the gleaners that gather up that which his own hand has scattered.

TREACLE-BEER—To a five-gallon cask allow four pounds treacle : boil a large handful of hops in a gallon of water, for an hour : strain the liquor off the hops into your cask : add the treacle : fill up with water, to which put one pint of yeast : in two days bottle it, but do not cork till the third : it will be fit to drink in two days after corking.

MAPLE-BEER. (*See that Article.*)—**BEET BEER.**—Clean and well scrape and wash six sugar or white beets : cut them in slices, and boil for two or three hours in six gallons of spring water : when the liquor is as sweet as beer-wort, strain into a small cask : add to this the liquor in which you have boiled down a good


ery
ow
ant
ng
an-
sh-
g;
eat
nu-
of
eer
er,
la.
ng
he
ey
ge
be

est
ad
s a
or

ne
en
ill
of
gs
vn

e:
r:
e:
ys
in

nd
es,
r:
k:
od



MAPLE SUGAR-MAKING IN THE BUSH.

had
good
take
up
or
l
of
in
a
N
unl
sug
long
the
emp
for
The
you
pric
was
map
situ
sug
a cl
of l
vicin
and
need
W
hous
hund
vine
of th
the
the
and
seen
a fal
W
suga
he c
ing r

handful of hops : when cooled to blood-heat, add a teacupful of good rising : set your cask in a warm place, till the fermentation takes place : when the beer has worked for two or three days, fill up the cask, and set it in a cool cellar : it will be ready in a week or ten days for drinking.

BEEF-VINEGAR.—This is made in the same way ; only, instead of stopping, let the fermentation go on, and keep the vessel open in a warm place near the fire, for some weeks, and you will have a beautiful vinegar of a fine colour.

MAPLE-SUGAR.—This little volume would be incomplete unless it contained some instruction on the making of maple sugar, though the manufacturing of this Canadian luxury, is no longer considered so important a matter as it used formerly to be : the farmer, considering that his time can be more profitably employed in clearing his land, will not give his attention to it, for maple sugar is less an article of trade than it used to be. The West India sugars are now to be bought at 4d. per lb., or if you pay a dollar you can get 14 lbs. of good soft sugar. The price of maple sugar is never less than 3d., but 5d. for many years, was the standard price if it were good, now there is little call for maple sugar, muscovado being quite as cheap. Still there are situations and circumstances under which the making of maple-sugar may be carried on with advantage. There will always be a class of emigrants who, for the sake of becoming the proprietors of land will locate themselves in the backwoods, far from the vicinity of towns and villages, who have little money to expend, and who are glad to avail themselves of so wholesome and so necessary a luxury at no greater cost than their own labour.

With the assistance of the children and the females of the house, a settler may, if he have a good sugar bush, make several hundred weight of sugar in a season, besides molasses and vinegar. Many a stout boy of fourteen or fifteen, with the aid of the mother and young ones, has made sugar enough to supply the family, besides selling a large quantity. In the backwoods the women do the chief of the sugar making ; it is rough work, and fitter for men ; but Canadians think little of that. I have seen women underbrushing, and even helping to lay up and burn a fallow, and it grieved me, for it was unfit for them.

We will suppose that the settler has resolved upon making sugar. The first thing is to look out for a good sugar bush, where he can be sure of a hundred or two hundred of good trees standing not very far from each other. In the centre of his bush he

should fix upon a boiling place: a fallen pine, or any large tree should be chosen: if there be not one ready felled, he must cut one down, as he needs a good lasting back log against which to build his fire at the boiling time; but there are other requisites to be attended to: a certain number of troughs, hollowed out of small pine, black ash, basswood, and sundry other kinds of wood; one or more troughs to each tree; if the trees be large, two, and even three troughs are placed, and so many incisions made in the bark with the axe, into which spills of cedar are inserted; these are made with a hollow sort of chisel; but some do not take much pains, and only stick a flat slip of shingle, slanting from the gash in the bark, to direct the flow of the sap to the trough. The modes of tapping are various: some use the auger and bore a hole, which hurts the tree the least; some cut a chip out across the bark, and cut two sweeping lines down so as to give the sap two channels to flow in; others merely gash the bark with a slanting cut, and insert the spill.

My brother, Mr. Strickland, in his work on Canada, gives very good instructions on this subject.

There should be a large trough hewed out almost as big as an Indian canoe, or barrels, placed near the boiling place for a store trough; into this the sap is collected: as fast as the smaller ones fill, the boys and women empty their contents into pails, and the pails into the large receptacle. The boiling place is made by fixing two large stout forked posts into the ground, over which a pole is laid, stout enough to support the kettles; ironwood is good for this purpose; on this the kettles are hung at a certain height above the fire. A hoop, with a piece of clean coarse serge or flannel sewed over it, serves for a strainer; the edge of the pots should be rubbed with clean lard to prevent the sap from boiling over. It is a common plan, but I think by no means a nice one, to keep a bit of pork or fat bacon suspended by a string above the sap kettles: when the boiling sap reaches this it goes down: but I think my plan is better, and certainly more delicate. If possible have more than one kettle for boiling down; a constant change from the pots facilitates the work: as the first boiling decreases, and becomes sweeter, keep adding from the others, and filling them up with cold sap. A ladleful of cold sap thrown in at boiling point, will keep it down. Attention and care is now all that is required. The one who attends to the boiling should never leave his business; others can gather the sap and collect wood for the fires. When there is a good run, the boiling down

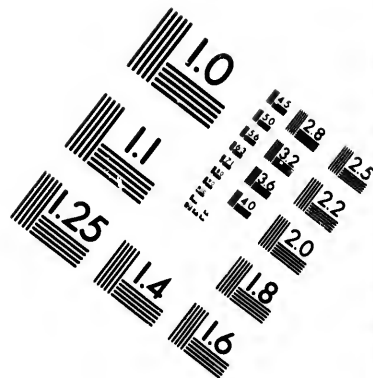

is often carried on far into the night. If heavy rain occurs, it is better to empty the sap-troughs, as the sap would be too much weakened for boiling. The usual month for sugar-making is March, though I have known some years in which sugar was made in February. By the middle of April the sap is apt to get sour if kept many hours, and will not grain. If you have sap kept rather long, put salaratus in till it foams a little; but it is seldom that good sugar is made from acid sap. A handful of quick-lime, some prefer to cure sour sap. The best run of sap occurs when a frosty night is followed by a warm sunny day. If cold weather set in after the trees have been tapped, it is sometimes necessary to tap them a second time.

After the sap has been boiled down to thin molasses, it is then brought in to be sugared off. The syrup must be carefully strained through a woollen strainer; eggs are then beaten up, with the shells, and poured into the cold syrup, which is now ready for boiling into thick syrup, or for sugaring off.

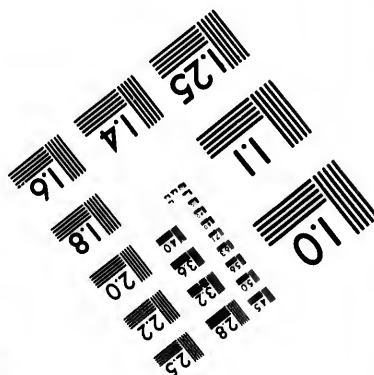
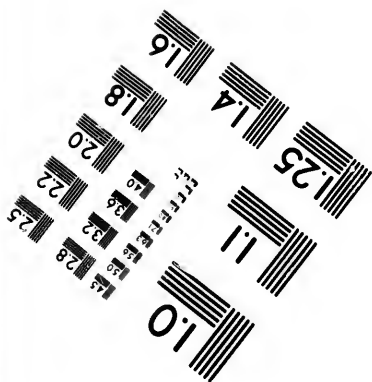
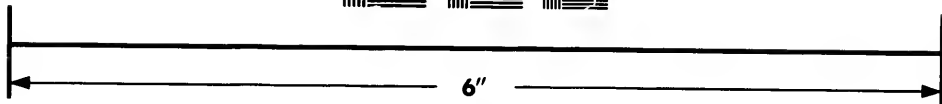
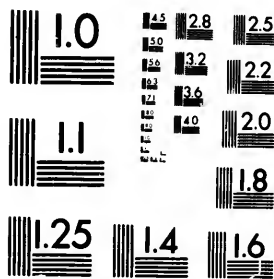
Where the sugar bush is far from the house, some persons prefer having a small shanty put up, of logs, and thatched with bark; it may be built so as to enclose a large stump, to which may be affixed a wooden crane, by means of a socket, in which the upright part of the crane can be made to move; to the cross beam of the crane the pots can be hung, and a fire, with a few large stones or a great log at the back, fixed, lighted beneath. The advantage of the crane is this: that if the syrup boil too fast to be kept down, by aid of a wooden hooked stick, or a bit of chain affixed to the upper limb, it can be moved forward in an instant from the fire.

Care must be taken to watch the syrup, ladle in hand, till the scum is seen to rise in a thick mass, which it does just a minute or two before boiling commences; this scum is then to be taken off with a skimmer or ladle, and if this part of the business be well done, the sugar will be good and bright, and clear-looking. It is the want of care in clarifying the sugar, that gives it the dark look and bitter taste that many persons object to in maple sugar. Keep removing the scum, as it rises from time to time; if it has been well scummed the syrup will look as clear as the finest Madeira wine. Rub the edge of the kettle with clean lard or butter when you first set it over the fire, but do not depend on this preventive for boiling over, as when near sugaring, the liquid is very thick, and rises rapidly. It is prudent always to keep a little cool stuff by you to throw in, should it rise too fast.





**IMAGE EVALUATION
TEST TARGET (MT-3)**



**Photographic
Sciences
Corporation**

23 WEST MAIN STREET
WEBSTER, N.Y. 14580
(716) 872-4503

1.8 2.0 2.2 2.5
3.6 3.2 2.8
4.5 4.0 3.6

5.0 5.6 6.3 7.1

Towards the close of the boiling, the greatest care and watchfulness is required. When the syrup boils in thick yellow foam, and the whole pot seems nothing but bubbles, the sugar is nearly come; it then drops rosy from the ladle, and experienced sugar makers can tell by blowing it off the edge of the ladle, if it be done; it then draws into long, bright threads that easily stiffen when cool. Others drop a little into a pail of cold water, when, if it hardens, they say it is ready to pour out into pails or pans, or any convenient vessel. Most persons grease the pans or moulds before they pour the syrup into them, that it may turn out easily.

Much maple sugar is spoiled in its quality by being over-boiled. It is true it hardens more readily, but loses in excellence of grain and colour.

In the course of two or three days the sugar will be formed into a solid cake, and may be turned out; but if you wish to have a good fine grained sugar, after turning it out of the moulds, pierce the bottoms of the cakes, and set them across sticks, over a clean vessel; a sugar trough will do, and the wet molasses will drain out, which will improve the look of your sugar, render it easier to break up for use, and removes any coarse taste, so that you may put it as a sweetener into cakes, puddings, tea, or coffee, and it will be as nice as the best muscovado.

The larger coarse-grained maple sugar, which looks like sugar-candy, is made by not over-boiling the syrup, pouring it into shallow pans, and letting it dry slowly in the sun, or a warm room. This I like better than the cake sugar, but it is not so convenient to store. To those who have few utensils or places to put things in, as a sweetmeat for eating, the dark heavy-looking sugar is liked the best, but I prefer the sparkling good grained sugar, myself, for all purposes.

The Indian sugar, which looks dry and yellow, and is not sold in cakes, but in birch boxes, or mowkowks, as they call them, I have been told, owes its peculiar taste to the birch bark vessels that the sap is gathered in, and its grain to being kept constantly stirred while cooling. I have been told that a small bit of lime put into the syrup whitens the sugar. Milk is used to clarify, when eggs are not to be had, but I only made use of eggs. Four eggs I found enough for one boiling of sugar.

As I know of no better authority for the process of making sugar than that of my brother, Major Strickland, I shall avail myself of his directions, and abridge from his last volume, 18th

chapter, such passages as may add to the settler's knowledge, what I have already collected from my own experience, and other sources.

He says, "The settler having selected his sugar-bush, should underbrush, and clean the surface of the ground, by removing all rotten logs, and fallen trees. It should be surrounded by a fence, to hinder the cattle from drinking the sap, and upsetting the sap troughs, which they are very apt to do to the great loss and annoyance of the sugar-boiler. The boiling site should be as near to the centre of the bush as possible, from which roads wide enough to admit of the movements of a sleigh and oxen, should be cut in every direction."

"Settlers commonly suspend the boilers over the fire, from a thick pole, by means of iron chains; but this is liable to accidents. The best plan is to build the sugar kettles into an arch, either in the open air, or in a small shanty built for the purpose of sugaring off."

"A store trough should be made from the trunk of a large white pine, capable of holding from fifty to one hundred pails of sap. This should be placed near the boilers, and any empty casks or barrels may also be mustered in case of a good run."

"In a good season from eight to twelve hundred pounds of sugar and molasses can be made with five hundred sap troughs. Let the troughs be made of pine, black ash, cherry, or butternut, capable of holding three or four gallons each."

"No sap wood should be left in making the troughs as it is sure to rot them. As soon as the season is over, let the boys collect all the troughs, and set them upon end, against the North side of the tree, which preserves them from cracking with the sun."

"If the farmer desires, as of course he will, to preserve his sugar bush, the best way is to tap the tree on the South, or sunny side, with an inch and quarter auger, and use hollow spills. Care must be taken to set the trough directly under the drop, and as level as possible. Many use the axe only, in tapping, but this soon kills the tree.

"The sap runs best after a frosty night, followed by a warm sunny day, and brisk westerly wind. The tap should be made in the early part of the season, on the South, and when it requires removing later, on the North.

"The most expeditious way of gathering the sap is to drive through the roads with the ox sled, on which a puncheon or

barrel is securely fixed ; in the bung-hole of this receptacle, a wooden tun-dish should be inserted, large enough to hold a pail of sap ; in the hollow of this a bit of tin or iron punched full of holes is inserted to act as a strainer.

"As soon as a sufficiency of sap has been stored, and the kettles filled, the fires are lighted, and boiling begins, and should now be kept up night and day, till a sufficiency for a batch of sugar has been boiled down into thin molasses. It is then allowed to cool, and settle, and should be poured into the sugaring vessel, free of the sediment. Eggs are then beaten up—six will clarify fifty pounds of sugar. The beaten eggs are stirred into the cool liquor, the pot slung on the crane, and *as it rises to the boil*, the thick black scum, must be instantly removed. If properly scummed, the liquor will be bright and clear as white wine."

"Great attention must now be paid by the sugar-boiler ; he must not leave his station, unless his post be taken by a careful hand. The liquid, as it thickens, is continually rising to the surface, and unless watched with care, would boil over ; it is well to keep a little always cooling at hand to dash in in case of a sudden rise."

"To the uninitiated, the greatest difficulty is to know when the liquid has attained a sugaring point. When it boils in one continued yellow froth, throwing up jets and puffs of steam, it is not far from being ready ; but to try this, take a thin bit of wood, in this make a narrow hole an inch long, and an eighth of an inch wide, if this is dipped into the molasses, a fine thin film will fill the hole, which, if blown, throws out a long shaped bubble, if the sugar is sufficiently boiled. Some can tell by blowing a thread of it from the edge of a ladle, or by dropping it on the snow when, if hard, it is done, and the sugar may be poured out into pans to granulate."

"Sugar-making," adds the writer of the above, "is one of the most laborious occupations, while it lasts, yet a vast quantity of maple sugar is yearly made in the back woods by the joint operations of the settlers' wives, and their children ; and though it takes place at the most changeable and unpleasant season of the year, when the frosts and thaws are alternate, and the work is done in the wet snow, it is very rarely that you hear of ague attacking the sugar-makers. March and April are not the seasons for ague ; it is in the hotter months this disease prevails."

MAPLE SYRUP.—This beautiful addition to the table is simply a portion of the syrup, taken out when it begins to thicken to the

consistency of virgin honey. It sells at ninepence or tenpence a-quart readily; if for use in your own family, boil it rather longer, and cork it tight, setting it by in a cool cellar to keep it from fermentation. It is used as sauce for pancakes, puddings, and to eat with bread. Those persons who do not think it worth their while to make sugar, will often make a gallon or two of molasses. Some call it maple honey, and indeed it comes nearer to honey in taste, and consistency, than to treacle.

MAPLE SUGAR SWEETIES.—When sugaring off, take a little of the thickest syrup into a saucer, stir in a very little fine flour, and a small bit of butter, and flavour with essence of lemon, peppermint, or ginger, as you like best; when cold, cut into little bricks about an inch in length. This makes a cheap treat for the little ones. By melting down a piece of maple sugar, and adding a bit of butter, and flavouring, you can always give them sweeties, if you think proper to allow them indulgencies of this sort.

MAPLE VINEGAR.—Those persons who make maple sugar generally make a keg of vinegar, which, indeed, is highly advisable; no house should be without it; it is valuable both as an article of diet, and medicine; and as it is easily made, and costs nothing but the labour, I shall give directions how to make it.

At the close of the sugar-making season, in the month of April, the sap loses much of its sweetness, and when boiled down, will not make sugar, but it will make good vinegar:—for this purpose it will only be necessary to reduce five pails of sap to one by boiling; twenty-five gallons of sap, boiled down to five, will fill your little five gallon keg; but it is better to boil rather more, as you will need some after the fermentation is over to fill up the vessel. This is the common proportion, five pails reduced to one; but I do not think that six to one would be too much to allow in boiling down. While blood-warm, strain the liquor into the vessel, and pour in half a tea-cupful of rising; set the cask in the chimney corner, or at the back of the stove, and let it work as long as it will, then lay a bit of glass over the bunghole to keep out dust, and let it stand where it will keep moderately warm for weeks. It will be fit for use by the summer; if it is too weak put a little more sugar to it.

In the hot weather a nice cooling drink can be made with a quart of hot water, a large spoonful of maple-syrup, and as much vinegar as will sharpen it; when quite cold, grate a little nutmeg

on it, or drop a little essence of lemon, to flavour it. This is very refreshing in harvest weather.

MAPLE BEER.—This is made with sap, boiled down as for vinegar, to which a large handful of hops boiled, and the liquor strained in, is added, with barm to ferment it : some add sprigs of spruce, others bruised ginger.

MAPLE WINE.—Boil down six pails of sap to one, in proportion to the quantity you wish to make. Set it to ferment with a little yeast, and stop it soon : let it stand in a cool cellar after it is bunged. It may be drunk in a few weeks, as it has not much body, and would soon sour. A finer wine may be made with sap, boiled down, adding a quarter of a pound of raisins split.

This wine should be made when the sap is at its best ; it is not prudent to defer it till the end of the season. Birch wine can be made in the same way, only it requires sugar, as there is much less sweetness in the sap of the birch, than in that of the sugar-maple. From the soft, or swamp-maple, no sugar can be made ; but a strong black ink is made from boiling the bark, and setting the colour with copperas ; a little sugar is necessary, or a small quantity of gum-arabic, to give it gloss and consistency : many settlers use no ink but that which they manufacture themselves.

CURING OF MEAT.—The cutting up and salting of meat is attended to in most farm-houses by the men, but sometimes it falls to the lot of the settlers' wives, and it is necessary that they should possess some knowledge of the process, as circumstances may oblige them to take an active part in the business, or give directions to their servants, as the case may be.

The meat should be hung in a cool place till it is stiff : it may then be cut up for salting. The usual way of dividing the hog is to take off the head ; cut out the hams, and fore legs, ham shape ; and divide the rest of the carcass in pieces, which are cut quite through, chine fashion. These are rubbed and packed in clean salt, as tight as the barrel can be packed, and the barrel is then filled up with strong brine. A barrel of pork, containing nothing but the side pieces should contain two cwt. of *pork*. This sells at the highest market price, and goes by the name of "MESS PORK." "Prime mess" contains the hams and shoulders, as well as sides, and sells for less. And "PRIME," which is the whole hog cut up indiscriminately, is the lowest in market value ; but a barrel of either must weigh two cwt. of meat. Hams are sometimes sold separately at 6d. to 7d. per lb, dried or smoked. Pigs are often sent to market, or to the stores, in a frozen state, and sold by the

cwt. In purchasing a barrel of pork, it is necessary to ascertain the sort of meat you are buying, and not to pay for "Prime," or "Prime Mess" the same as for "Mess." As the emigrant, on first commencing housekeeping, is obliged to provide stores of this sort, it is well that he should be on his guard against imposition. And when the storekeeper sees that his customer is not ignorant of these matters, he will be less disposed to take unfair advantage of him. Always endeavour to make your dealings with persons of respectability of character. And now to return to the curing of the meat for household use.

PICKLE FOR HAMS, CHEEKS, AND SHOULDERS.—*Fourteen lbs. of good salt, half a pound of saltpetre, two quarts of molasses, or four pounds of coarse brown sugar, with water enough to dissolve the salt, and a pint of good beer, or of vinegar, if you can command either. Bring this liquor to a boil, and scum off all the impurities that may rise to the surface. When cold, pour this over your hams, which should be cold, but not frozen. The addition of pepper, allspice and cloves, is made by some who like a high flavour to their hams. The hams should remain in this pickle six or eight weeks; being turned and basted every two or three days, and then hung in the smoke-house. The best woods for smoking are,—sugar-maple chips, hickory, birch, corn-cobs, white ash, and beech. When removed from the smoke-house, sew each ham in any old linen or cotton cloth, and if you give this covering a coating of whitewash, with a whitewash brush, it will preserve it from the flies. There is a small dusky beetle, with two dull red or orange bars across its body, which injures meat more than the flies: it deposits its eggs in the skin and joints. The eggs turn to a hairy worm, which destroy the meat; and unless some precautions are taken, will render it unfit for use. If you find by examining the hams, that the enemy has been at work, I would recommend a large boiler or kettle of water to be put on the fire, and when it boils, immerse each ham in it for five or even ten minutes. Take them out, and when dry, rub them over with bran or saw-dust, and pack them in a box of wood ashes, or of oats, as the Yorkshire farmers do: you will have no trouble with the weevil again. To preserve pork free from taint, or to restore it if it be injured, pack charcoal in the barrels. The use of charcoal as a preserver of meat is very great: I have restored meat

*This quantity will be sufficient for two cwt. of meat. In salting down meat, it is better to have one to rub the meat, and another strong hand to pack into the barrel. Some prefer meat dry-salted to pickling it.

that was much injured, by first putting off the bad brine, then scraping the meat, and washing it in cold water—burning some cedar-bark in the barrel, and repacking the meat; laying lumps of charcoal between the layers of meat, a strong brine being again poured on to cover it.

A pint of the drippings from the stove-pipe joints added to the brine will also restore meat, and give it the flavour of smoke,—or a small quantity of pyroligneous acid. Where the brine has been allowed to stand in barrels too long, the burning of cedar-bark in them will purify them for use. A bad cellar may be purified by the same means, care being taken to secure the building from danger of fire. Where roots have been kept in a cellar for any time, such purification is very essential in the spring of the year.

PRIZE HAM.—Rub your ham, which should be of fine-grained, well-fed pork, when quite cold, with fine salt, to which add a little red pepper, and half a pint of molasses. Let it remain in the pickle, basting and turning it for six weeks. Then hang it up, and smoke for six weeks. About the first week in April take it down; wash it in cold water, and rub it over with unleached ashes. If you have any number of hams, let them lie for a week, heaped together; then hang them in a cool room, having sewed them in canvas or old cotton covers. (Hamilton prize ham.)

TO BOIL HAM.—Soak it over-night in soft water; wrap a lock of sweet hay about it, and boil in plenty of water, three, or if very large, four hours: let the ham remain in the water to cool gradually. Next day remove the skin, and trim all unsightly parts away: the ham will retain its flavour and juice much better than if skinned hot. This of course can only be adopted when you do not require to serve the joint up hot to table: in that case skin it; grate crumbs of bread over the surface, and let it stand a few minutes in the oven to crisp the bread brown.

BACON—TO PREPARE FOR SMOKING OR DRYING.—Having taken off the hams from a side of pork, chop the rib-bones close to the back, so as to remove the back-bone the entire length of the side. With a sharp knife, raise all the small long bones from the meat, and trim all rugged portions carefully away. Then mix a pound of coarse sugar to two ounces of saltpetre, and four pounds of salt. Rub this well over the meat on all sides; two sides of bacon will not be too much for the above quantity. Cut them in two pieces, and lay each piece above the other, the rind downward, and strew the remainder of the salt mixture over the last piece. A shallow

wooden trough or tray, with a hole and peg at the bottom, is the best to salt your bacon in : it should be placed a little sloping forward. Every second day, draw off the liquor that runs from the meat, into a vessel, and carefully pour it over the meat again, having first shifted the bottom pieces to the top. In six weeks time, take them out : rub with bran, and lay on the rack to dry, or smoke them : this process makes excellent meat.

Here is an excellent recipe, furnished by a gentleman, who considers it the best in use : I have eaten excellent meat at his table thus treated.

PICKLE FOR BEEF OR PORK.—To three gallons of pickle, strong enough to float an egg, add $\frac{1}{4}$ lb. of alum, 1 qt. of treacle, 1 oz. of potash ; mix them well together ; pack the beef or pork, and pour the pickle on it ; cover it close : in about three weeks it will be fit for use. *The meat must not be salted*, but packed as it comes from the butcher, and the pickle poured over it.

LARD.—This is made from the inner or kidney-fat of the hog. It should be cut up in small portions, and boiled down on a slow fire. Let the fat boil till all the oil is extracted ; but be careful not to let it burn. When it has ceased to make a noise, be on the watch : it is ready to strain off into clean, dry jars. The best, are the stone-jars, with covers to them : these can be bought in any of the stores : they are made in this country, or in the States. The coarse red pottery is very cheap. It is manufactured in large quantities, in many parts of the Province ; and is used in dairies, and for all kinds of household purposes.

Lard sells at 6d. and 7d. per lb. in the market at Toronto : it used formerly to be much cheaper. It is now used as a substitute for oil, in parlour lamps.

VENISON.—They who live in the backwoods, often have venison brought in, either by their own people or by the Indian hunters, who gladly exchange it for salt-pork, flour, or vegetables. A few hints as to the best method of dressing this meat may not be quite unacceptable to the Canadian settler's wife.

To ROAST VENISON.—The best joints to roast are the haunch and the loins, which last should be cut saddle fashion, viz., both loins together.

If the deer be fat and in good season, the meat will need no other basting than the fat which runs from it ; but as it is often lean, it will be necessary to use lard, butter, or slices of fat bacon to assist the roasting. Venison should be cooked with a brisk fire—basted often—and a little salt thrown over it : it is better

not overdone. Being a meat very open in the grain and tender, it readily parts with its juices, and takes less time to roast than any other meat.

BROWN FRICASSEE OF VENISON.—Fry your steaks quite brown, in hot dripping; put them in a stew-pan with a very little water, a bunch of sweet herbs, a small onion, a clove or two, and pepper and salt. When it has boiled for a few minutes, roll a bit of butter in flour, with a table-spoonful of catsup or tomato-sauce, and a tea-spoonful of vinegar; stir this into the fricassee, and dish it quite hot.

FRIED VENISON.—Cut your meat in suitable pieces: dust them with flour, and season with pepper and salt; fry in boiling lard, or with some nice thin slices of ham or fat bacon. A little seasoning of onion in the gravy may be added, if not disagreeable. A little dust of flour in the pan, with a table-spoonful of boiling water, and a little tomato-catsup will make the gravy.

VENISON-PIE.—Season your pieces of venison with pepper and salt, a little allspice, and three or four cloves; flour each steak as you lay it in the dish; pour in a tea-cupful of water, and cover the dish with a nice short crust. If the meat be very lean, a few slices of ham or bacon will improve the pie.—Small balls made with crumbs of bread, chopped ham, parsley shred fine, seasoned with pepper, and made up with an egg improves the pie.

VENISON-SOUP.—The leanest and worst pieces of the deer will make an excellent soup, if boiled down long enough. A handful of Indian rice may be put in when first set on the fire, but should be soaked in water for an hour or two, and drained and picked clean before adding it to the soup. Season the soup with onions and sweet herbs, pepper and salt.

The meat after long cooking will be of little worth, as all the good and nourishing qualities have been parted with in the soup.

CORNERD VENISON.—When you have more fresh meat of this kind than you think will keep good, rub it with salt, and hang it in the root-house or dairy.

VENISON-HAM.—Make a mixture of sugar, salt, and a very little saltpetre; rub the haunch well with this every day, for three weeks; hang it to smoke for three more. It is very good grated, or if dried, cut in thin shavings, as a relish, with bread and butter, for tea or breakfast, with salad.

Jerked venison is the flesh cut in strips, and dried in the open air.

BEEF.—Beef needs to be well packed in the barrel, and a

good deal of salt strewn at the bottom. Strew a handful of salt between each layer of meat, and then make a brine that will float a middle-sized potato. To this add a quarter of a pound of saltpetre, which always improves the colour of pickled meat, and four pounds of coarse sugar. Boil your brine; seum it, and when cold, pour over your beef: it should be quite covered, and a lid put on the barrel. Unless you need beef for immediate use, say a week or ten days, no salt need be rubbed on. If you want dried beef, remove a joint—the half-leg is best—from the pickle, after a month's time, and hang it up to dry; or, season a leg with the same pickle as you use for hams, adding 2oz. allspice, $\frac{1}{2}$ oz. of cloves, and 2oz. of black pepper to your pickle. Let it be turned and basted daily, for six weeks, then hang it to dry and smoke. This is usually shaved, and eaten with no other cooking than what the drying process gives.

ESSENCE OF BEEF.—This excellent form of nourishment, for sick persons, is procured by cutting up some lean beef in small pieces, and putting it into a covered jar, which is then set into a pot of boiling water, and suffered to remain for some time, till the juices of the meat are quite extracted. A single tea-spoonful of this extract, given from time to time, contains more actual strengthening matter than a pint of beef tea or broth, made with water, in the usual way. For sick infants, who have been reduced to great debility by ague or dysentery, a few drops, from time to time, have restored them more rapidly than any other sort of food would have done. The juices of any meat may be obtained in the same way, and a little seasoning added, if required. In cases of great debility, when the stomach is too weak to bear the weight of ordinary food, this essence of beef is of great value, and is so easily manufactured that it is within the reach of the most common cook to obtain it, however unskilful in the culinary art she may be.

CANADIAN PARTRIDGES.—These birds, which are of two different varieties—the spruce partridge and the ruffed grouse—are more like the pheasant than the English partridge, the meat being white instead of brown; but they have not the high gamy flavour of either the partridge or pheasant. They are, when in season, very good eating; but about the end of the winter, the flesh becomes dry and bitter. This arises from the nature of their food, which, in the thick woods, consist chiefly of the resinous buds of the spruce, the bark and buds of the birch, and some berries, which they find beneath the snow; with various

mosses and lichens which give an astringent taste to the flesh. At all other seasons they are very good and fleshy, and are excellent roasted and stuffed with fine bread crumbs, pepper, salt, a little butter, and sweet herbs. They require much basting, as they have no fat in themselves. Half an hour, with a good fire, will cook a partridge. To stew them, cut them up, dust with a little flour, pepper, salt, and stew gently with a small quantity of water; thicken with a little cream, flour, and a little nutmeg, grated; serve with toasted bread cut as sippets, at the edge of the dish.

PIGEONS.—During the spring and summer months numbers of pigeons linger to breed in the Canadian woods, or pass over in straggling flocks, when they are shot in numbers by the settlers. These birds are good any way you cook them: roasted or in pies.

ROAST PIGEONS.—Pluck and draw your birds; mix bread crumbs with a little parsley, chopped fine, some butter, pepper, and salt; put a little into the body of each bird; lard and roast them: twenty minutes, with a good fire, is long enough. The basting will serve for gravy, or, add a little butter, and a very little boiling water after you have taken up the birds, and heat it in the pan your pigeons were roasted in.

PIGEONS IN CRUST.—Stuff your birds as above, and cover each one with a thin crust of short pastry; bake half an hour.

PIGEON PIE.—Season your pigeons well with pepper and salt; as many as will lie in your pie-dish; dust a little flour on, thin; add a cup of hot water; cover your pie, and bake an hour.

POT PIE.—Pigeons stuffed, larded, and cooked in a bake-kettle, are very nice; and are tenderer, and more savoury than when baked in the stove. To make a pot-pie of them, line the bake-kettle with a good pie-crust; lay in your birds, with a little butter put on the breast of each, and a little pepper shaken over them, and pour in a tea-cupful of water—do not fill your pan too full; lay in a crust, about half an inch thick; cover your lid with hot embers, and put a few below. Keep your bake-kettle turned carefully, adding more hot coals on the top, till the crust is cooked. This makes a very savoury dish for a family.

Pigeons are best for table just after wheat harvest: the young birds are then very fat.

BLACK SQUIRRELS—These little animals are often found in great numbers in the beech and oak-woods in Canada, and are considered very delicate food, being free from any strong flavour,

They are roasted like rabbits, or cut in pieces and fried, fricasseed, or made into stews or pies. Some people object to them, simply because they have not been accustomed to see them brought to table, or even to hear of their being used as an article of food, and others consider them as insipid. This last objection is, perhaps, the most weighty; but by seasoning them well, it may be overcome. Nothing can be more cleanly than the habits of these little creatures, their food consisting entirely of grain, or fruits, or vegetables. When fresh meat is scarce, as it often is in the woods, the black and even the red squirrel may be eaten, as a wholesome change of diet. The lumberers and hunters will use the musk-rat, porcupine, and beaver for food; and even the wood-chuck or ground-hog, which is a species of marmot. But though its food is vegetable, it is very fat and oily, and does not make pleasant meat. The bear is also made meat of by the backwoodsman. The meat when cooked, either roasted or boiled, is like coarse beef, and would pass for such if a person was not told to the contrary. The bear is certainly a more cleanly feeder than the pig. The hams, when well cured, are considered very excellent.

CANADIAN HARE.—This is another of the native wild animals. It is not so well-flavoured as the English hare, or so large, being in size and colour more like a white rabbit. The colour in spring and summer is brown, but it grows white at the approach of the cold weather. They are taken by snares, set among the bushes, in their run-ways, which are easily detected in the snow. They frequent cedar-swamps, and also abound on the Plains-lands. The meat is dark-coloured, like the common hare. They are inferior to that animal, but make a pleasant variety to the salt meat, and may be cooked either roasted like rabbits, stewed, fried, or made into pies. The fur of the Canadian hare is very worthless: it is loose, and comes off at a touch.

The snipe and woodcock are cooked the same as in other countries; and the quail, which abounds in some districts, may be dressed like the partridge.

WILD DUCKS.—Wild fowl of this kind abounds on the shores of lakes and rivers, or any open, marshy spots. Some of these birds are excellent, others fishy. The best are: the canvass-back, the red-headed duck, the swamp or blue-billed duck; the ring-necked, the mallard, the winter duck, the wood-duck, and blue-winged teal, are among the best; but there are many others that can be eaten. The usual mode of cooking, and the best, is to roast them.

The feathers and down of all these water birds are valuable, and should not be thrown away, as they sell well, and are of great value in a household, for beds and pillows. It is best to put them in paper bags, and hang them in a dry place, till you have collected enough for putting in cases.

WILD GEESE.—Sometimes the flesh of the wild goose is fishy and oily, and it is best to parboil them for a few minutes, to extract the superfluous oil. They may then be stuffed with bread-crumbs, sage, onion, and a good deal of pepper and salt, and roasted. The fat is sufficient for roasting them, without any addition of lard or butter. The liver, head, pinions, and gizzard should be well parboiled; the water put off, and fresh added; and gravy made by boiling them a long time, with a few rings of onion, a crust of browned bread, and pepper and salt; pour into the dish when the goose is served up.

Most excellent pies may be made of the blackbirds of Canada, which come in great flocks upon the fields of ripe grain, in the summer, and commit great ravages on those farms in the vicinity of fresh lakes and rivers, where they assemble to breed, and bring up their young. They are of good size, fat and tender, and are delicious eating at the harvest season, and make a dainty dish, either roasted or baked in a pie. They fly in large flocks, and are often mixed with the rice-bunting, redwing, and others of the same family. I have often seen these birds dressed for sick persons—who could bear no rich meats—who found them lighter, and more nourishing even than chickens. The Canada robin is also eaten. These birds are the size of a blackbird or starling.

FISH.—To those who live near the shores of lakes or rivers, fish forms an important article of diet, in Canada. So plentifully supplied are the waters of this fine country with fish of the finest quality, and largest size, that they can be procured with little trouble by the most inexpert angler. In the months of April and May, the lakes and rivers swarm with myriads of perch, of all sizes, from an ounce to two or three pounds weight; sun-fish, a small flat fish, of splendid colours—gold, and blue, and red; pink roach, a very delicate, silver-scaled fish—not very large, but very delicate; with rock bass, and black bass. These last are very fine fish—are taken near the shores with a hook and line, while the larger sorts, such as masquinonge, which varies from a few to thirty pounds in weight, are either speared by torch-light, or caught with a trolling line. As soon as the

ice breaks up on the lakes, the dark nights are illumined by the lights used by the fishers, to aid them in spearing these noble fish, which furnish a delicious meal when fresh, either fried or boiled, and may be salted, dried, and smoked for future use; while these to whom money is an object of importance, sell the surplus, for which, if they live near a town or village, there is always a ready market. There is one thing more to mention—this is, that there are no laws restricting the poor man from casting his line into the waters, or launching his night-canoe or skiff upon the lake, to supply his family with the blessings which God has bestowed upon all, alike, in this free and happy land of plenty. But now having told you how easily your husbands and sons can obtain this most excellent article of diet, it is necessary for me to give you a little instruction in the best modes of dressing it for the table.

MASQUINONGE.—Scale and clean your fish, if possible before the skin becomes dry and hard; but should it not come to your hands for some time after being taken out of the water, lay it on some clean stones, in a cool place, and throw over it a bowl or two of cold salt and water: this will render the scales less difficult to remove. With a sharp knife remove the gills and the inside. Few people cook the head of the masquinonge, unless the fish is to be boiled, or baked whole, when the head and tail are tied and skewered so as to form a circle. Be careful, in cleaning this fish, not to wound your flesh with his sharp teeth or fins, as the cut is difficult to heal. Take out the roe, and throw it into salt and water. It should be floured, peppered, and salted, and fried as a garnish to the dish, but requires to be thoroughly done through: if it be soft and jelly-like, it is not sufficiently cooked. If you design to fry the fish, it must be cut in pieces, quite through the thickness of the fish, about three inches in width; dry on a board; flour the pieces, and sprinkle with salt and pepper; or, beat up an egg, dip the pieces in the egg, and strew crumbs of bread, and lay them in the boiling lard; this is the best way. But sometimes the Canadian housewife may be obliged to resort to a more homely method, that of frying some slices of fat pork, to obtain the dripping in which to cook her fish; and if well attended to, even thus, her fish will be no despicable dish for a hungry family.

TO BOIL MASQUINONGE.—Having cleaned your fish, strew a handful of salt within side, and let it lie all night. Tie the tail and head together, and place your fish in a shallow pan— a fish-

kettle if you have one, of course, is best ; cover it with cold water—the water should just cover it and no more ; let it come to a boil, and be careful to remove all scum. If your fish be any size, let it boil slowly for five or ten minutes ; but when the fish has boiled five minutes pass a clean knife in the thick part, near the back-bone, and if it parts from the bone, and looks white and flaky, it is cooked enough ; but if soft, and has a pinky look, and adheres to the bone, let it simmer longer, but not long enough to break the fish : a little salt thrown in, when boiling, helps to preserve the firmness, and improves the flavour. A very thick, heavy fish will require a longer time to cook ; but by trying it as I have directed, you can ascertain the time it will take. There is nothing more unwholesome than under-done fish. Melted butter, and any fish-sauce, may be served with masquingon ; but where persons are unprovided with such luxuries, vinegar and mustard may be eaten with it. To the poor man, no sauce seasons his dish so well as a good appetite, which makes every dish savoury.

FISH-SOUP.—In the month of May, the lakes and rivers abound with perch, sunfish, and many other kinds, which are caught by children with the simplest of all tackle—a stout thread and a small perch hook, tied to a wand cut from some green sapling on the lake shore. Any bait will be seized : a bit of meat, a worm, a fish cut up in small pieces, will give your little angler as many fish as you can cook at two or three meals.

When you have abundance of the smaller sorts of fish, there is no better way of cooking, than making them into soup. To do this, lay aside the larger ones, and boil down the small fish till they are broken to pieces ; strain them through a colander, and put on the liquor, with a crust of bread, into your stew-pan ; season with pepper, salt, parsley, savory or thyme, and a few green chives cut up, or a young onion. Have ready about a dozen, or two dozen of the largest sized fish, ready cleaned and scaled ; put these into your soup ; mix a teaspoonful of fine flour, a slice of butter, and a tablespoonful of tomato catsup, if you have it by you, and mix with a cup of thick cream or milk. When the soup boils up, stir this mixture in, and remove the pot from the fire. Your dish is now ready, and requires nothing more than a little toasted bread and a good appetite, to be found an excellent meal, at a very small expense, and far more wholesome than salted pork or beef.

The roes of the fish should be boiled in the soup to thicken it, or fried by themselves.

A few slices of fat bacon will serve to fry any of the small fresh fish, when lard or butter are not plentiful.

In frying fish, the fat should be quite hot, and the fish, or pieces of fish, dry, when put into the pan. As sauces are not so easily procured in country places, and by those who are too poor, or too prudent, to spend money upon such luxuries, it is common to season fried fish with pepper and salt whilst frying them, and many serve them with gravy made with a little butter rolled in flour, half a teacupful of water, a table-spoonful of vinegar, and pepper and salt, heated in the pan, and poured into the dish with the fish.

For boiled fish, melted butter with mustard, vinegar, and an egg boiled hard and chopped fine, may be used. Tomato sauce is served with fish, as mushrooms are not as common in the newly-cleared lands as on old farms, or as they are in the old country. The morel, which is often found in old beech woods partly cleared, is a very good substitute and quite wholesome, but not so high-flavoured as a good mushroom. They are conical in shape, of a pale brown colour, and covered with hollow cavities like a honey-comb, on the outside. They are good, fried in butter with pepper and salt, and may be manufactured into catsup.

FISH-PIE.—Boil fresh bass, masquinonge, or white fish, till it will readily part from the back-bones, which must be carefully removed; pound the fish fine, adding as you do so a pint of cream, a small bit of butter rolled in flour, a table-spoonful of walnut, mushroom, or tomato catsup, a table-spoonful of vinegar, a little parsley boiled and chopped fine, and the yolks of two eggs bruised fine; smother in a pie-dish, and bake half an hour.

A large masquinonge, trussed, with the head and tail tied or skewered together, and stuffed with bread-crumbs, butter, pepper, salt, and sweet herbs, and moistened with a couple of beaten eggs, with butter sufficient to baste the fish, if put into the oven or before the fire and baked, is a most excellent dish. To try if it be cooked, pass a knife in near the back-bone: if it parts directly, and the flesh looks white, it is ready; but if it adheres, and is soft and clear, it requires longer cooking.

POTTED FISH.—Boil any sort of fish—not too much; remove the bones from the back and fins:—this can be done by running a knife along the edge of the back, and laying back the meat, first on one side and then the other, breaking it as little as you can help. You can easily separate the fins; any other bones

are not of much consequence, unless your fish be of the larger sorts. As you cut your fish, lay the pieces in a deep dish or pot, and sprinkle between each layer, pepper, salt, a little cayenne, a few cloves, and whole allspice. When your dish is full, pour on good vinegar, as much as will cover the fish, and set it in a slow oven all night, or for some hours, covering the dish close with a plate or a coarse crust of dough, just to keep in the steam. This potted fish should stand for several days : it may then be used as a breakfast or supper dish, with bread.

SALT HERRINGS POTTED.—Steep them for twenty-four hours; cut off the heads, tails, and back-bones; skin them and lay them, packed close, in a pan; pour boiling vinegar over them, in which you have boiied whole pepper, allspice, and ginger : let the pan be covered close, and stand in the oven for an hour; when not very hot, set aside, and use as required : it will keep for weeks or months.

EELS.—The eels caught in the Canadian waters are of a very large size, and very rich, but coarse. The best way of cooking them is, first, to parboil them, then open, and carefully remove the oily fat which lines the back-bone; cut out the bone the whole length, and also the tail and head; wash the fish clean, and spread it open; strew over the whole inner surface plenty of chopped parsley and thyme, or summer savory, pepper and salt, with a little allspice; then, beginning at the tail end, roll the fish tight into a bolster, and bind it well with tape or bits of calico; over this fold a piece of clean cloth, and tie it at each end; put it into boiling salt and water; (a handful of salt will be enough); boil slowly for four or five hours, if your fish be large and the roll thick : do not remove the binders till the fish is quite cold; pour over it half a pint of vinegar, and when served cut it in slices : garnish with parsley.

TO DRY MASQUINONGE OR SALMON.—Split the fish down and remove the backbone; having gutted and scaled it, wipe it dry, but do not wash it; lay it on a board, and strew salt on the inner side; let it lie for two days, turning it each day; then wash the inside from the salt, string on a willow wand, and hang up in the sun and wind to dry for several days; smoke it, but not too much.

The Indians use but little salt in drying their fish, and smoke them with the wood or bark of red cedar; but this fragrant wood is not common, and other wood will answer. Some merely dry them in the sun, without smoking. Corn-cobs burnt give a

fine flavour either to meat or fish, and should be laid aside for such purposes.

When required for the table, soak for a few hours in warm water, and boil or fry.

WHITE FISH.—This is, by most people, considered as the richest and finest of all our fresh water fish, and abounds in the lake Ontario. Vast quantities are caught every year, and salted for sale; when they may be bought by the barrel. A few years ago, a barrel of white fish could be bought for three dollars; but now the price is much increased.

The fresh white fish are so rich, that they require no other fat than that which they contain to fry them.

Before dressing the salted white fish they must be steeped many hours, and the water twice changed. Most persons par-boil them before frying them, and season them with pepper:—slightly salted, dried and smoked, they are very fine, and are esteemed a great dainty.

BLACK BASS.—There are two kinds of bass—the rock bass and the black bass—the latter are the largest; but both are good. The black bass may be taken with a hook and line, in deep water; the rock-bass, nearer to the shore. They vary from half-a-pound to three, four, and even five or six pounds weight. The flesh is firm and sweet: by many people the flesh is preferred to the masquinonge. The usual way of cooking these fish is frying; but they are excellent broiled or boiled.

The best fish that are bred in our Canadian waters are the salmon-trout, the masquinonge, white fish, and black bass.

One of the most nutritious of all dishes is fish-soup; but this mode of cooking is very rarely adopted. Any fish may be dressed according to the recipe given for the small fish, and will be found excellent.

SOAP MAKING.—Soap is made from a union of the lie of wood ashes and any sort of grease, the refuse of the kitchen; even bones are boiled down in strong lie, and reduced. The lime of the bones are by many soapmakers thought to improve the quality of the soap. The careful Canadian housewives procure a large portion of their soap-grease from the inside and entrails of the hogs, and other beast that are killed on the farm. Nothing in this country is allowed to go to waste, that can be turned to any good account. Before I give you directions respecting the manufacture of soap, it will be as well to say a few words about the ashes, and setting of the leech barrel.

THE LEECH.—The ashes made use of for soap-making should be from hardwood, such as oak, maple, beech, hickory, and the like; the ashes of *none* of the pine tribe, or any other soft woods are to be made use of, such as pine, hemlock, spruce, larch, or soft maple; swamp maple, bass-wood, and some others are also not good. Too much care can hardly be taken with respect to storing ashes. An old iron or tin vessel, pot or pan is the safest thing to remove the hot ashes in from the hearth, as live coals are often taken up with them, which might burn any wooden utensil, and if left on a verandah or floor, endanger the safety of the house. Most persons put up a small covered hut, made shanty form, in which the ashes are stored. This building should be apart from any of the house offices.

The careful soap-maker never allows sweepings of the house to be mixed with the ashes for soap making.

The ash barrel is usually any old flour barrel, or a hollow log that has been burned out, leaving only a shell; this is sawn into the proper length, and set upon a sloping board, raised from the ground high enough to admit of a trough or pail standing beneath it, to receive the lie: at the bottom of the leech, sticks of split lathing or twigs, are placed across each other; a handful of dry straw is next laid over the twigs, and about a pint of un-slacked lime scattered upon that. Two quarts or more of good lime are allowed to each barrel of ashes. The lime has the effect of neutralizing some of the salts, which are prejudicial to the good qualities of the soap.

If a barrel is used for the leech, it will be necessary to bore three or four holes, with a half-inch auger, at the edge of the bottom of the barrel, in the direction of that part which will be sloped towards the front of the stand. You may support this stand with logs or stones; or put legs of wood into holes bored, the two front legs being shorter than the hinder ones, to give a proper inclination for the lie to run off into the trough below. If you can manage to have two barrels set up, so as to collect a larger quantity of lie, it is better, especially if you have much grease to boil down. Do not be afraid of your lie being too strong: the stronger the better for consuming the grease. More soap is spoiled by weak lie than any thing else; neither let the dark colour of the lie deceive you: the colour is not strength.

The ashes should be put into the leech barrel, and pounded down with a long beetle. You may distribute the lime as you fill it up, or dissolve the lime in a pail of boiling water, and pour

on after the barrel is filled up, and you commence running the lie.

Make a hollow in the top of the ashes, and pour in your water; as it soaks in keep adding more; it will not begin to drop into the trough or tub for many hours; sometimes, if the ashes are packed down tight, for two or three days: but you must keep the hollow on the top of the barrel always supplied with water. Soft water is best, if you are near a creek, or have a rain water tank (which is a great convenience to a house); and the water you run your leech with should be hot at first.

Remember that you should be careful to keep any wet from getting to your ashes, while collecting them, previous to making your lie, as that weakens and destroys its effect.

I have been told that twelve pounds of grease will make a barrel of soft soap, but I do not vouch for it. Some say three pounds of grease to a pail of strong lie is the proportion; but experience is the best teacher. Of one thing you may be sure—that the strongest lie will take up the most grease; and after boiling several hours, if there be a thick scum still upon the soap, you may know that the lie has taken up all that it is capable of boiling in; or, if it should happen that your lie is not strong enough to consume the grease, add more strong lie. This is the advantage of having two barrels of ashes, as it affords you the chance of increasing the strength of the ley, if required; but if the soap, after long boiling, does not thicken, and no scum is on the top, of any account, add more grease.

To try if the soap is too strong, for it will not thicken sufficiently if it be so, take, with an iron spoon, a small quantity, say two spoonful, in a saucer, add one of water, and beat it. If it wants water, it will thicken the soap: add more water as long as it makes it thicker. If it thickens well with one spoonful of soap to one of water, then your soap, when poured into the soap barrel, may have as many pails of water added as you have pails full of soap; if very good lie has been used, a double quantity of water may be added; but it is better not to thin it too much.

To try the lie, float an egg or a potato: it should be buoyed half up. You can always lessen the strength after the soap is made, by adding water. A pint of pure turpentine, such as runs from saw logs, or from a gash cut in a large pine, may be boiled in with your soap; or some resin, but the turpentine is best.

So much depends on the size of your pot and quantity of

grease, that it would be difficult to tell you how much to put in with your lie, when about to boil off; but as the lie will only boil in so much grease, according to its strength, you need not mind having a good deal of grease, as it can be scummed off after the soap is done boiling, and is all the better for boiling down when you have a fresh supply of lie.

No tin vessel should be used in soap-making, as the lie eats off the tinning: iron to boil the soap in, and wood to keep it in, answers best.

HARD SOAP.—This is made from good soft soap. I have not made it myself, but I give the directions of an experienced house-keeper on the subject.

If the soft soap be good, there is little difficulty in making it into good soap. When you find the soap of a good thickness, take two or three good handfuls of salt, and stir into your pot or kettle: if it be a large kettle, you may put in six or seven handfuls: let it boil till you see the soap separating: boil it about ten minutes longer, and set by till the next day, when the soap will have formed a thick cake on the top of the vessel, and the lie have separated and remain below, a dark reddish-brown fluid. Remove this cake of soap, and put it into a pot on the fire, adding to it a pint of turpentine or resin. When the soap begins to boil up, add more salt; if the soap cuts like soft putty when you put it into the pot, several handfuls of salt will be required; but if it cuts firm, one or two will be enough—but experience must be your guide, or seeing the process, which is better than learning from books.

When the soap is boiled a few minutes after the salt has been stirred in, pour it into a flat wooden box or mould, about three or four inches deep: it may be cut into bars, or square pieces, when perfectly cold, and set up on a shelf, in some dry place, to harden.

A washing board is always used in Canada. There are several kinds. Wooden rollers, set in a frame, are the most common, but those made of zinc are best. These last do not cost more than the wooden ones, wear longer, and being very smooth, injure the fabric of the clothes less. In Canada no servant will wash without a washing-board.

MANAGEMENT OF WOOL.—The usual time of shearing the sheep in Canada is about the latter end of May, if the weather is warm and dry. The sheep having been washed, are left in open dry pastures for a day or two, that the fleece may be

well dried before shearing : the wool being removed, is left for some little time, and then carefully picked and sorted by the women and children : all dirty wool is thrown aside, and those who are very careful will sort the coarse from the fine in separate parcels. The wool when picked is then greased with lard, oil, or refuse butter, which is first melted and then poured over the wool, and rubbed and stirred about with the hands till it is all greased : about three pounds of grease is allowed to seven or eight pounds of wool, it is then fit for the carding mill : very few persons card at home now, but when first I came to the colony, there were many farmers' wives who carded their own wool, but now the greasing as well as the carding is done at the mills. The usual charge is two-pence per lb., if the wool be greased and picked at home, and three-pence if it be done at the mill : this includes the carding.

Those that sell the wool do not pick it, but sell it in the fleece, just as it comes from the hands of the shearer. Some years ago wool was as low as nine-pence and one shilling per lb., but now it is more than double that price : one shilling and six-pence cash per lb. was given last year, and one shilling and nine-pence if you took the payment in cloth or yarn. Sheep are decidedly the most profitable stock that can be fed on a Canadian farm : the flock, in favourable seasons, usually doubles itself. The expense of feeding is not great ; peastraw, a little hay and roots, with salt occasionally, and a warm winter-yard being the chief requisites. The lambs should not come before the middle or latter end of April, as the cold March winds are very trying to the tender flock. Wool sells at a good price, and mutton and lamb always meet with a market. Sometimes neighbours kill sheep or lambs in the summer, and exchange meat, weight for weight ; this is a great accommodation, as in hot weather the meat will not keep good more than two or three days. If, however, you must kill a sheep to yourself, rub salt on the legs, and hang them in a cool root-house or cellar, and they will be good at a week's end : turn back, or remove the flap or skinny part between the loin and the leg. The skin of a sheep or lamb, with the wool on it, will sell from two to four shillings, according to its size and goodness. The pedlers that travel the country with tins are always willing to trade for skins of sheep or calves : they give you no ready money, but sell tinware, and also buy rags, old iron, bottles, and many other things. These pedlers penetrate into the country in every direction : many of them are

respectable men and fair dealers; the housewife often supplies herself with tin milk-pans, pails, strainers, mugs and many other conveniences, by selling such things as would otherwise be lost.

Many people think that there is little saving in manufacturing your own wool into cloth, and that it is as well to sell the raw material, and buy the ready-made cloth. But where there is a large family of girls, who can spin on a large wheel (and any one can learn this useful art in a few lessons), I should say that making home-spun cloth and flannel was a decided advantage. The price of weaving flannel is five-pence per yard: it may be six-pence, as all labour has risen in price since the rise in bread-stuffs, and full cloth seven-pence to eight-pence per yard. The cloth thus manufactured is generally much more durable than any that is bought at the factory or in the stores, for which you must pay from four shillings to six and three-pence per yard, narrow width. Flannels from two shillings and three-pence to two shillings and nine-pence per yard, yard wide. The home-spun flannel is a long-enduring article, either with cotton-warp or all wool. The usual dresses, for home wear, both for women and children, among the small farmers, is the country flannel. This is dyed in different colours in the yarn, or made plain grey with a mixture of black wool, in the proportion of one black fleece to three white ones: this is mixed for you at the carding-mill, and carded together so as make the proper colour called sheep's grey. In a subsequent article you will find some notice of dyeing. The thrifty, industrious farmers' wives usually spin yarn for making into flannel sheets, which are very fine and soft and warm for winter wear, and last a very long time: home-spun blankets, too, are made, sometimes on shares with the weaver. These are often checked with a blue or red cross bar, but sometimes are made plain, with only a broad red or blue border. Those families who know nothing of spinning can hire a spinning-girl by the week, and this is frequently done, and is a very good plan: these spinning-girls are usually the daughters of farmers, and generally are respectable and honest.

DYEING.—Those who spin their own wool should also know something about the dyeing of it. The industrious, economical Canadian farmer's wife generally possesses some little knowledge of this kind, which enables them to have many varieties in the colours of their home-spun garments. The common grey flannel and fulled cloth worn by the men is made by mixing the wool of the black sheep with the wool of the white: one part of black

wool to three parts of white, makes a light grey, but the shade can be increased by adding a little more of the black ; or a dark brown may be produced by adding one fleece of white to three of black. The chief objection made to the black wool, by itself, is that it is not so strong as white wool dyed, and is apt to fade in wearing. It is very useful as a grey cloth, for common home-wear, and also as a mixture for socks. This colour is commonly known as "sheep's grey."

If you have black wool of your own, you can get it mixed at the carding-mill, light or dark, as you wish it ; and even if you have no black wool of your own, they will generally change with you, if you desire it. By paying so much per pound, you can also get different colours dyed for you, if you name them, by your weaver ; but most women prefer preparing their own yarn for weaving.

There are many vegetable dyes that are made use of here, such as the butternut, which dies a rich, strong coffee-brown, by steeping the inner bark in cold water for several days, and soaking the yarn in the strained liquor. The flowers of the golden rod, a plant which grows abundantly in Canada, and blooms in the latter end of summer and fall, boiled down, gives a fine yellow ; and yarn, steeped first in this, and then in indigo, turns to a bright full green. The lie of wood ashes, in which a bit of copperas has been dissolved, gives a nankeen-colour or orange, if the strength of the lie be sufficient to deepen it ; but it is hurtful, from its corrosive qualities, if too strong. Logwood steeped for some days in house-ley, strained from the chips, and boiled with copperas, gives a permanent black. The yarn should be boiled in it half an hour, and then thrown into cold spring water, and rinsed up and down many times : two or three waters may be used, and then the hanks hung upon a stick, in a shady place, to dry, out of the sun.

The yarn, before dyeing, must be well and thoroughly washed, to remove the oil which is made use of in the carding-mill ; and well rinsed, to take out the soap used in washing it ; as the soap would interfere with the colours used in the dyeing process.

Horse-radish leaves boiled give a good yellow, and the outer skins of onions a beautiful fawn or pale brown.

To cloud your yarn of a light and dark blue, for mitts, socks, or stockings, braid three skeins of yarn together, before you put them into the indigo-vat, and when dry and wound off, the yarn will be prettily clouded with different shades, from dark to very pale blue.

The same effect can be produced in dyeing with any other colours, if you braid or twist the yarn before you put it into your dye-stuff.

Yarns must be well scoured with hot soap-suds, and rinsed in soft water, before putting them into the dyeing liquor; and also wetted in soft water before you proceed to dye them, or the colours will not be equal: most dark colours are prepared in iron vessels, but light and delicate tints in brass or tin. The dyers use a composition for bright blues called "Chemists' Blue," a few drops of which will give a beautiful colour to silks, deepening the shade by adding more of the compound. Greens are easily dyed, by first steeping the articles in yellow dye, and then in the blue. The common yellow dye used by the settlers is either a decoction of the golden-rod, of a weed known as smartweed (a wild persicaria it is), or horse-radish leaves, and some others, which any of your neighbours that are used to dyeing, will describe to you. Fustic, which is sold in the drug-stores, dyes yellow. White-maple bark, boiled and set with alum, gives a brown grey, but it must not be boiled in an iron vessel.

Logwood boiled in cider or vinegar, with a small bit of copperas, gives a black dye: it should be boiled in iron.

These are only a few of the dyes made use of: there are many others to be learned.

RAG-CARPETS.—Rag-carpets are among the many expedients adopted by the Canadian settlers' wives for procuring comforts at a small cost, and working up materials that would, by the thrifty housewives of England, only be deemed fit for the rag-merchant. Let us see now how a careful settler's wife will contrive, out of worn-out garments, mere shreds and patches, to make a warm, durable and very respectable covering for the floor of her log-parlour, staircase and bed-room.

I asked the wife of a resident minister of P. what she was going to do with a basket of faded ragged clothes, old red-flannel shirts, and pieces of all sorts and sizes; some old, some new, some linen and cotton, others woollen. "I am going to tear and cut them up, for making a rag-carpet," she replied; "they are not good enough to give away to any one."

I fancied she was going to sew the pieces like patch-work, and thought it would make a poor carpet, and last no time.

"I will show you," she said, "what I am going to do with these things." She then took a piece, and with the scissors began cutting it into long narrow strips, about a quarter of an inch

wide, not wider; and indeed the narrower the strip the better. She did not cut quite through, when she came to the end, but left just as much as would serve to hold it together with the next strip, turning the piece in her hand, and making another cut; and so she went on cutting or tearing, till that piece was disposed of; she then proceeded to a second, having first wound up the long strip: if a break occurred, she joined it with a needle and thread, by tacking it with a stitch or two. Sometimes she got a bit that would tear easily, and then she went on very quickly with her work. Instead of selecting her rags all of one shade, for the ball, she would join all kinds and colours and materials. "The more lively the contrast, the better the carpet would look," she said. Some persons, wind all the different colours separately, in large balls, and then the carpet will be striped. A white and red ball, wound together, makes a pretty chain pattern, through dark stripes.

My friend continued to cut and tear, join the strips, and wind up, till she had a ball as big as a baby's head; and I continued to watch her, still puzzling my brains to think how these big balls could be turned into a carpet, till she lightened my darkness, by telling me that these balls, when there was a sufficient weight of them, were sent to the weavers, with so much cotton-warp, which should be doubled and twisted on the spinning-wheel. If you double and twist the warp yourself the weaver will charge six-pence a yard for the weaving, but if he doubles and twists, he charges eight-pence. A pound and a half of rags will make one yard of carpet, with the warp. Many persons dye the warp themselves: lie of wood ashes, with a little copperas, makes a deep yellow: logwood and copperas makes a black, and indigo and ley from the house, gives a full blue. Made up with the coloured warp the carpet looks better, and does not dirty so soon.

The white cotton rags are better washed clean, and then dyed with any of these dyes. Those who do not care to take this trouble, use them as they are, but they soil soon.

The best sort of rag-carpet is made by intermitting the colours as much as possible; cutting the strips through, instead of turning the corners: you have more work in joining, but the effect is better, and there are no unsightly ends on the surface of the carpet. Bits of bright red flannel, of blue, green or pink mouselin-de-laine, or stuffs of any bright colour: old shawls and handkerchiefs, and green baize will give you a good, long-endur-

ing fabric, that will last for eight or ten years, with care. Children can be taught to cut the rags, and join and wind into balls, ready for the weaving.

To the more wealthy class this humble manufacture may seem a very contemptible affair; but it is not for the gay and luxurious that such things are suitable; though I have seen them in the houses of some of our best settlers, who were wise enough, like the wife of the rector, to value whatever was comfortable, and save buying. When well assorted, I assure you, these rag-carpets make by no means a despicable appearance, on the rough floors of a Canadian farmer's house.

I would recommend the settler's wife to keep a basket or box, into which all scraps of woollen and cotton, and any worn-out clothes can be put. A rainy day may be chosen for the cutting and winding. Another box may be appropriated for the reception of the balls when wound up. The thinnest cottons, and even muslins, can be used for the purpose, only that the latter articles may be cut half an inch wide.

To wash a rag-carpet let it be ripped into breadths, and taken to a creek or river, and flounced up and down, and then laid out to dry: no rinsing is required: the edges should be well bound with a broad strip of cloth. Thirty pounds of rags will make about twenty yards of carpeting; and when you consider that you can buy no sort of carpet worth making up under four shillings a yard, in any of the country stores, this simple substitute, made out of refuse materials, is not to be despised.

WOOLLEN HOME-SPUN CARPETS.—Those farmers who keep a good many sheep, and whose wives and daughters are well skilled in the homely but valuable art of spinning on the big wheel, often turn the coarser wool to good account by spinning a stout yarn, dyeing it of various gay colours, and sending it to the weavers to be woven into carpeting. The warp and woof are of wool, and if well done, make a handsome appearance: a dark green ground, with checkers of red, yellow or blue, look well; or sheep's-grey and checked with red, like a drugget, looks neat and unpretending on the floor of a log-house.

Among the emigrants into whose hands this little book may go, there may be some who have followed weaving as a trade: to them no instruction is requisite on the simple art of weaving druggets; and let me tell such an one, that many a poor settler has become rich by setting up his loom in the back woods of Canada, in their own house, or in the small villages. Blankets,

shawls, plaids, cloaking, the country flannel, both white and grey, and carpets such as I have described, will give plenty of employment to the industrious man, while his sons carry on the labours of the farm.

Women often weave, and make a good living ; and I have heard a very respectable farmer's daughter say, that she could weave from ten to twelve yards of plain flannel a day. Sometimes she wove the wool on shares.

Carding is not so often done in the settlers' houses as it used to be, so many carding machines now being in operation, and mills in all the towns for fulling and carding ; but many years back this work was chiefly done by hand.

Neither flax nor hemp are much grown in Canada at present ; consequently there is little home manufacture of that kind. The big wheel is generally substituted for the small spinning-wheel, as being more suitable for wool ; though for fine yarn, perhaps, the latter is as good.

KNITTING.—If you do not understand this useful art, I strongly advise you to turn your attention to it as soon as possible : children cannot learn to knit too soon. Those who are not already able to knit a sock or a mitt, will find some kind neighbour ready and willing to teach them ; it will be nice work on the voyage out ; a few pounds of coloured or white yarn is no ill store, for your boys and husband will need plenty of woollen socks and mitts in Canada.

There is no country where there is so much knitting work done as in Canada ; for when the household of the settler is supplied with socks, stockings, mitts, and gauntlets, (these are long thick mitts, that come half-way up the arm, and are used in driving), the surplus yarn meets with ready sale at the stores, when manufactured into socks, &c. Men's socks sell at one shilling and sixpence to two shillings and threepence, according to their goodness : the best article in Canada, as elsewhere, fetches the best price. The second or even third-rate wool, knitted up, can be made more profitable than the best wool sold in the fleece, and children and women will earn many a dollar if they are industrious, in the evening, between twilight and candle-light.

I knew a settler's daughter who knitted seventy-five pairs of socks one year, to provide clothes for her marriage,—and a complete wardrobe she made up, without any cost to her parents ; for she had been given an ewe-lamb, and this in due time pro-

duced an increase, so that she had a little flock of her own, and clothed herself from the wool, which she could card, dye, spin, and knit herself.

Every young woman is prized in this country according to her usefulness; and a thriving young settler will rather marry a clever, industrious girl, who has the reputation for being a good spinner and knitter, than one who has nothing but a pretty face to recommend her. This is as it should be; and I would bid the young daughters of the emigrant to bear the fact in mind, if they wish to become the wives of steady young men, and wish to prosper in the world. Nor do I confine my advice, on this head, to the daughters of the poorer class of emigrants. In the new country to which they are going, knowledge of the simple art of knitting must form one of the occupations of the females of the higher or more educated class, who reside in the agricultural portion of the colony.

A family who are too proud or indolent to work in Canada, will sink into absolute poverty: they had better never have crossed the Atlantic. To the mind of the well-regulated female, there is no disgrace in so feminine an occupation: she is kept in countenance by ladies of her own rank; and indeed would be considered as a very useless and foolish person, if she despised that which every one here practises. Here, as in Germany and Holland, young ladies take their knitting-bag out with them, and carry it to the house of a friend when they go out: it is certainly a very sociable employment. The earlier children learn to knit, the better; those who learn late in life, seldom acquire the same quickness, as those who learn in childhood.

Many persons knit cradle-quilts, and large coverlets for beds, of coloured yarns, and among the town-bred young ladies, curtains, tidies for sofas, and toilet covers, of all sorts and patterns, are manufactured with the knitting-needles, and cottons of suitable qualities.

Because store goods are now lower than they used formerly to be, and socks can be bought cheap, let not the farmer's daughter despise the useful art of knitting and spinning: they belong to her station in life, in this country, and few grow rich who abandon this homely occupation.

THE DAIRY.—The following remarks, on the management of the dairy, were published last year, under the title of an "Essay on Butter-Making;" and for which a prize was awarded to the authoress by the members of the "Hamilton Agricultural Asso-

ciation, and Farmers' Club." It was copied by several agricultural periodicals and weekly papers, which induced me to give it, in an abridged form, for the benefit of the female emigrant, its usefulness having received the sanction of many practical Canadian settlers.

The want of succulent food during the long winter, is one of the causes of a deficiency in the butter-producing qualities of the milk. Where roots, such as good sound turnips, cannot be had, the deficiency might be supplied by boiling oats, in a good quantity of water; a quart of oats, thus given, morning and night, will keep a cow in good order, with her ordinary food, and greatly increase the quality of her milk; or bran mashes made thin with boiling water, left to cool down twice a-day, with a handful of salt, once a-week, will tell well. Some of the careful small farmers will take the trouble of boiling a lock or two of hay with water, sufficient for a drink; but I should think the boiled oats, or the bran, or a handful or two of indian meal, boiled in water, would be preferable, affording nourishment as well as milk. Having thus far spoken in behalf of the treatment of the animals, as respects their food and general comfort, I would next observe, that regularity in the time of milking is of great importance. In the morning, as early as possible, the milking hour should be established, that the cow may go forth to feed *while the dew yet lies fresh upon the herbage*. This is of great consequence, in the hot, dry summer weather: it is soon after sunrise, in the early spring time of the day, while the grass is wet with the clear refreshing dew of night, that the beasts of the field shake off their slumbers, and rise to feed; they then can afford time to lie down during the noon-day heat to ruminate and digest their food. The wise man will consider this, and will derive advantage from studying the natural habits of the animals under his care. Those persons whose occupation is too small to admit of keeping their cows in constant pasture, would find it an advantage to make an enclosure, even if the ground be but scantily provided with grass, as a night-yard. The early milking will enable them to be let out to feed. I allude to such cows as roam at large in the woods and wastes, and on the plain land. A little occasional fodder, given to encourage them to return to the usual milking place, will generally ensure their coming home, and they should not be kept waiting, but be attended to at once. I recommend this plan, because I have known much loss of time caused by the looking up the cow, loss of milk and butter, and what may

sound strangely to some persons, *loss of life*. How many of the children that have, at different times, been lost in this province, have been sent out in the forest to seek for the cows, and straying from the beaten path, or bewildered by converging ones, have returned no more to their home, but have perished miserably.

Cows can be taught to come home at the sound of a horn: if food be given them at such times, the habit will be easily established. I have known this practised in Canada, and I have heard that it is common in the pastoral countries on the continent of Europe, for the herd-boy to collect his cattle in that way. No doubt the shepherd's pipe was used for this purpose, as well as for the shepherd's own amusement. I have heard of cows coming home in towns regularly, at the sound of a factory bell, which they learned to regard as a signal for the milking hour. The advantage of establishing regular hours needs hardly to be further insisted on. We shall now proceed to make a few remarks on the next most important matter, which is the dairy.

The coolness in summer, and warmth in winter of the dairy, are two most essential points to be considered in the making of good butter. The dairy-maid may be skilful and orderly, and yet if the place in which the milk is stored be not perfectly cool and airy, her labour will do her little credit: with her superior knowledge, she may make a *better* article than some of her neighbors, but not the best. In this country, the dairy-women often work under the greatest disadvantages. Frequently she has nothing better to keep her milk in than a close damp cellar or a root-house, where to preserve thorough ventilation is impossible. Without proper utensils and conveniencies for carrying on the process, complete success can hardly be expected. Instead of being surprised that there is so little really fine butter sent to market, the wonder should be, that under such disadvantages, there is so much. Let the men look to the providing of a suitable place where the work of the dairy can be carried on, and the result would speedily repay the cost and labour bestowed upon it. The space allotted to the dairy is generally too limited: it should be large enough to admit of thorough ventilation, and room for carrying on the necessary work of churning, cheese-making, &c. A sunk floor, well paved with brick or stone, and a covered drain, and grating, are advisable, to carry off any moisture. The floor can then be kept cool in hot weather, by throwing a few pails of water down, which is a constant practice in the dairies in the home country. I have seen dairies built with good stone foun-

dations, and the walls of squared cedars, placed upright, forming a solid compact building, the windows latticed, and each window supplied with a wooden shutter, which could be lowered at pleasure, to exclude the sun, wind, or rain. By this simple arrangement, the sun's rays need never have access to the dairy. A porch, with shelves, and a bench, on which the empty pans, trays, pails, &c., can be set up to dry after scouring, are great conveniencies.

Pans of thick glass are much used in home dairies; also pans lined with zinc, and a species of enamel, such as the iron-stone pan and preserving pans are coated with; trays of wood, about four inches in depth, with peg-holes for letting off the milk, used to be much the fashion, but I think wooden-ware is liable to crack and warp during hot weather, and less easily cleansed from the sour particles of the milk.

With respect to the churn, a small volume might be written on the kinds: in my opinion the simpler the machinery the better. The old-fashioned upright churn, worked with the staff and cross-dash, may be as effective in the end, but it imposes a greater amount of labour than such as are wrought with a winch. The simplest churn, and one that I have heard praised by every good dairy-woman, is a box-churn, the sides of which are sloped, so as to leave no acute angles and corners, always difficult to keep clean: the sides are provided with dashers, and a dasher also is affixed to the beam of the handle, which passes through the churn: this can be unscrewed, and the buttermilk is drawn off by means of a plug-hole, near the bottom of the churn. This churn may be bought at a cooper's for 12s 6d. I have also seen a churn with an iron wheel, turned with a winch, which is very easy to work. There is the old barrel-churn, which is also simple and effective, the advantage of this last being that the butter can be washed before being removed from the churn, ready for salting. Earthenware pots, or good stoneware jars, are best for storing the cream in. With each jar there should be a clean, smooth, wooden staff, for stirring the cream: this is a matter that dairy-maids pay little attention to here, and yet it is of some importance, in thoroughly mixing the cream together, so as to prevent any sour milk or whey from settling below, thus giving a disagreeable taste to the whole mass of butter. In cool weather, scalding the cream just before churning, greatly facilitates the operation, and obviates the necessity of putting hot water into the cream, a practice in very common use, but which I believe is very

injurious to the richness and good colour of the butter, giving it a white, greasy, poor appearance. In the winter season the cream jars should be brought into a warm room over night, which will thicken the cream, and bring it to the required temperature for churning. Frozen cream will make frothy butter, or no butter will be obtained, after much labour. In hot weather the churn should be allowed to stand some time with clear cold water in it, and if the weather be very hot, immerse the churn in water: if a plunge-churn be used, it can be placed in a tub of cold water, during the churning. Many excellent dairy-women are in favour of churning cream and the strippings, while others prefer the cream only. I think myself that the richest butter is produced from the cream alone, but possibly a larger return may be obtained from the former practice.

Where cows are fed on turnips, a small quantity of saltpetre, dissolved in a little warm water, and mixed with the cream before churning, is said to remove the flavour of the turnips from the butter. I knew a farmer's wife who always practised it in the winter season. This same person, who was celebrated in the part of the country where she lived, for good butter, used, during the hot weather, to put half a pint of cold spring water into each of the milk pans or trays, to raise the cream; and in winter she put the same quantity of boiling water to raise the temperature, for the same purpose.

Many approve of the Devonshire and Cornish plan of scalding the milk, but careless servants are apt to let the milk get overheated, which decidedly injures the flavour of the butter; but very good butter is no doubt made by heating the milk, and the largest amount of cream is thus raised. The milk should stand some hours before it is heated. It has another advantage, that of keeping the skimmed milk sweet for the use of the family.

In a North-Lancashire paper, I saw the following advice to dairy-women, which, as it is easily tried, I will insert.—“Heat two pans of the same size with boiling water, let them stand a few minutes, then pour off the water, and pour in the new milk; cover the pan that has the milk in it, with the empty heated pan; this will raise the cream in less time, and in larger quantity than if put into cold pans.—Try it. Some persons never wash their butter, but absorb the buttermilk in the following way: they place a lump of butter in a coarse linen cloth, and beat against the sides of the churn, wringing the cloth from time to time in cold salt and water, repeating the process until the milky par-

ticles are completely removed. The famous Epping butter is thus treated : this butter has the character in London of being the finest in England ; very little salt is used for seasoning it ; but as the sale of it is so rapid, probably the keeping properties have hardly been tested.

The thorough extracting of the milky particles, and the working of the salt well through the mass cannot be too much insisted on. Attention to cleanliness, coolness in summer, and a moderate temperature in winter, are the three most important matters for securing good marketable butter.

The following recipe was given me by an old country farmer's wife, who was celebrated for the excellent quality of her butter, both for flavour and keeping :—

To thirty-two pounds of well-washed butter she allowed the following mixture :—Two and a half pounds of finely-rolled salt, six ounces of saltpetre, and half a pound of fine, rolled lump sugar ; these materials were well ground together, and worked into the mass of butter, which was then packed into a stone jar : over the top of the butter she poured a strong clear brine, sufficient to cover the whole surface two inches in depth ; a white cloth was then laid over the jar, and above this the stone lid pressed tightly down. This butter, she said, would be as good at the end of the second year as the first.

Those cows that get their living all spring and summer roaming at large through the forest, often feed upon the wild leeks, which spring up in the rich leafy soil of the woods : the flavour imparted to the milk by this sort of food is very odious. The milk is almost useless, excepting for the feeding and fattening of calves ; but while this circumstance annoys the settler not a little, there is one advantage that makes amends, in some measure, for the leek diet, which is, that the cattle that are poor and weak, and often in a diseased condition, from poor feed, during the long winters, are restored to health and good condition very speedily, by feeding upon the green leeks.

A small piece of saltpetre dissolved in the cream, I have been told, will remedy the ill flavour, but of this I cannot speak from experience. There are other plants also on which cows feed in the woods, that give a rank, weedy taste to the milk. These evils are confined to those who, having settled on the new land, cannot command pastures for the cattle to feed on.

During the chopping season the cattle browse a good deal upon the shoots of the felled trees, particularly upon the sugar maple,

the bass, elm, beech, and other hardwood trees. It used formerly to be the practice to let the calves run with the cows, but this is a very unwise one; and now it is more usual to take the calf from the mother before it has sucked at all, and feed it by finger: in a few days it may be taught to drink out of the pail, and is then put into some small enclosure where it can pick a little grass. A month's new milk is all that is allowed; then a sufficiency of skimmed milk all the summer. Many calves are killed by being given sour milk in hot weather. A little very thin flour gruel, with a little milk in it, is sometimes given, when there is a scarcity of its proper nourishment.

Salt is necessary for cattle and sheep in Canada, to keep them in health; it also induces them to return home.

In winter, wood-ashes and clay are left near the feeding places, for the use of the sheep and cows.

Warm yards are of as much use as good feeding, and this is a point often miserably neglected by the small holders. The Irishman, however miserable his own dwelling may be, will generally take care that the cow and the pig are warmly housed. I actually once saw a patchwork quilt pegged up in front of the shed where the cows were stabled, though from the appearance of the dwelling-house, I should have supposed it could ill have been spared from the childrens' beds, but the cow must be sheltered whoever else suffered from the cold wind and snow.

A want of attention to the comfort of the cows also imposes much discomfort upon the females who have to milk them—exposed to the biting blast of cold and frost, and drifting snow. Men should bear this in mind, and provide as well as they can, against such evils: it is bad policy, as well as cruelty. A dairy-woman cannot execute her task perfectly with hands benumbed by cold. The excuse for the want of attention to these things is: "We have so much to do, clearing land, and fencing, and building, cropping and harvesting, that we have no time to make and fence in cattle-yards." The same thing is said about making gardens:—"We really have no time for these things." But a wise man would rather clear an acre or two less land, and take the time for adding to the comfort and health of the family. I notice this error as a friendly hint to husbands and masters of families, which I hope they will act upon.

CHEESE.—It is only of late years that much of the attention of the Canadian settler has been turned to the subject of cheese-making. The reason of the neglect of this valuable portion of

dairy produce is evident. During the process of clearing wild land, the want of a sufficiency of pasture for the cows obliges the prudent farmer to limit this branch of his stock according to his supply of fresh grass or dry provender for their support; consequently, for some years, he is unable to keep cows enough for the profitable manufacturing of cheese as well as butter; but now that the country is opening out on every side, and there are many fine cleared farms of long standing, and under good cultivation, dairies are increasing everywhere, and the farmer's wife is beginning to see the great advantage of making good cheese, for which an excellent market can always be obtained.

Good rich cheese will sell at 7½d per lb; inferior fetches 5d. Now this is of course encouraging, and it is well worth taking pains to make a superior article, when it meets with a remunerative price.

I will condense as much plain instruction on the subject of cheese-making as will afford a general knowledge of the subject, for the benefit of such of my female readers who may be strangers to the process of making cheese, with a few hints on various subjects, which may prove useful to the bush settler's wife, whose operations are confined to making cheese upon a very limited scale; and first, let me give directions as to the common method of preparing the rennet.

THE RENNET is prepared from the first stomach or maw of the sucking calf. Any milk-consuming animal will, I believe, answer the same purpose for curdling milk, such as the lamb, kid, and even the sucking pig; but the calf's maw, alone, is used in the dairy work of cheese-making.

The calf's maw, being emptied of the curd and slime, is carefully turned, and well and thoroughly washed with clean water, then thrown into a brine of cold salt and water, for about twelve hours; it is then rubbed well with salt, and stretched upon a flexible stick, by bending it, and holding both ends in one hand: over this the bag is drawn, and tied at the open end, near the ends of the stick; it may then be hung up to dry, in the house, or in the sun, on the house-wall in the open air, till quite hard; then take out the stick, and put the rennet bag into a paper bag, and hang up in a cool place: it is better for keeping a year, I have been told, but it may be used in a few weeks or months. Some persons, after washing, picking, and salting the bag, put it into a strong brine, in an earthen vessel, and tie it close down; others fill the bag quite full of salt, tie, and hang it up. In the

second plan, a spoonful or two of the brine only is used ; but if the rennet is dried, as in the first and last instance, a small piece is cut off, and steeped in warm water for some hours before putting it to the milk. Whether cheese is made or not in a family, the rennet should be preserved, as it is convenient to have a little sweet curd and whey, as an addition to the dinner or supper table, especially with a little ripe fruit : it makes a nice dish for the children. If the rennet brine be good, a dessert spoonful will set a good dish of milk : the milk should be as warm as when first drawn from the cow ; if too hot, the curd will be tough ; if cold, not firm enough to separate from the whey.

TO MAKE GOOD ONE-MEAL CHEESE.—This cheese is made entirely of the morning's new milk, strained into a well-cleaned cheese-tub. If the milk be too much cooled, in its transit from the milking yard to the dairy, a portion of it must be heated, but not boiled, in a clean vessel, on the fire or stove, and returned to the tub, pouring in as much as will make the whole quantity the same heat as new milk just drawn from the cow : some add a small portion of hot water for bringing the milk to a right temperature, and say that the water comes off in the whey, without impoverishing the curd : it is certainly less trouble. The Wiltshire cheese, I have been told, is done so, and even has scalding water thrown upon the curd.

The rennet is then stirred in : if good, half a teacupful should curdle a good-sized cheese. In about twenty minutes or half an hour the curd will be formed, and with a saucer, a small wooden dish, or a wooden cheese-knife, the curd may be cut across in several directions, till the whey rise clear between the gashes you have made on the curd. It may then be broken lightly, and left for a few minutes longer. Have ready a cheese-basket : this is a loose, square or round basket, without a handle. Set it across your tub, on a wooden frame, called a cheese-ladder, which is a simple contrivance : two long sticks, and two or three short bits, nailed across, to support the basket or vat : a thin cloth being laid in, the basket being large enough to admit of the edges hanging over the sides ; the curd is laded out of the tub, and to aid in the draining off the whey, from time to time bring the ends and sides of the cloth gently together, so as to give an increase of pressure. When the curd is well drained bring your vat beside the basket ; have a fresh cloth laid in it ; remove the curd into the vat, breaking it up as you put it in ; mingle in it a little salt, not very much, and continue to fill till the vat is full ;

fold over the sides of the cloth, and turn it in the vat with care; tuck the sides and ends neatly in a little way, and set your cheese in the press, not putting on the full power of weight at first: slow pressure is best, till you again cloth your cheese. Some break the curd up fine the second removal, and increase the pressure.

At the end of sixteen or eighteen hours, the cheese may be removed to a shallow tray: a little fine salt is sprinkled over the upper surface. Some make a brine in which they lay the cheese, and turn it, after eight or ten hours' time, washing the sides with the brine, before removing it to the shelf. If very rich, a linen binder, the full depth of the cheese, may be fastened round to prevent the cheese from cracking and bulging. Care is required in turning these rich cheeses at first, but in a few days the rind begins to harden, and it can be moved with less difficulty.

A RICH CHEESE.—This is made by adding the night's milk with the cream, warmed to the heat of new milk, to the morning's milk, instead of making it of new milk alone. This cheese is generally considered richer than the new milk cheese, and is, I believe, the mode used in Cheshire.

The larger the quantity of milk the better will be the quality of the cheese made. To make the fine, blue moulded cheeses, so much admired by some cheese-fanciers, sprinkle a little fine flour in between the layers of curd, when putting it into the vat. This was a secret told me by a dairy-woman, famous for the manufacture of the blue cheeses.

CREAM CHEESE.—Take one quart of rich cream; when well soured, put it in a linen cloth, and tie it as close as you can, as you would a batter-pudding; hang it upon a hook, with a pan below it, to drain for two days; then turn it into another clean cloth, and let it drain for another two days, till it becomes solid; then lay it on a clean fine cloth, spread on a plate, fold the cloth neatly over on each side, and turn it over in the cloth on the plate, lay another smaller plate over it, turning every six hours; sprinkle a little finely-powdered salt, and lay vine leaves over and under to ripen: it is fit to eat in a few days, when slightly coated.

POULTRY.—In these days, when all the world is running after Cochinchina and Shanghai, Bantams and Dorkings, Dutch, Spanish, and Poland fowls, the omission of a chapter on the poultry-yard would, I fear, be regarded as a grave neglect in a work that is chiefly devoted to instruction on points of rural economy.

Of the management of the rarer breeds of poultry, I have had no experience myself at present, but I have been assured by those who have been most successful in their rearing of Shanghai and Cochin China fowls, that they have had no more trouble with them than with the common barn-door fowls. The want of having good fowls and plenty of eggs seems simply to consist in attention to their being well supplied with good food, clean water, ashes, lime, rubbish and charcoal; a clean, airy pen in summer, and a warm, sheltered roost in winter. A supply of animal food seems greatly to promote vigor in fowls. Where fewer dogs are kept, the fowls come in for much valuable food, which tells well upon the richness and increase of their flesh and eggs. Those persons who succeed best with poultry, are careful to cater well for them, and will boil up all sorts of refuse vegetables, especially potatoes, carrots, parsnips, and other roots to mix with their grain. Boiled Indian corn, or crushed corn, steeped, makes very satisfying food for fowls.

In this country, fowls in general, are left very much to take care of themselves. They have the run of the barn-yard, and are even allowed by some of the improvident small growers, who are seldom the most economical managers, to have the run of the barn itself. That such a plan is a very wasteful one, it hardly needs any one to declare. Not only is there a vast and unnecessary expenditure of valuable grain, but a considerable deal that is injured, and made unsaleable. By a little care of the dross and refuse corn, the fowls would be equally well fed without that woeful waste which the want of a proper system of management produces. I have known this plan pursued even among farmers who were careful in other matters, but whose wives were so shortsighted as to persuade them into the belief that because they were able to sell a few dozen of eggs at ten-pence or a shilling a dozen, in the early part of the season, that this was clear gain, quite forgetful of the loss and injury to the valuable grain.

Fowls fed with scalded bran, or the coarse part of the flour, generally known here as sharps or canaille, mixed with potatoes or other vegetables, any scraps of meat or refuse grain, and milk scalded so as to harden the curd, with access to ashes and gravelly substances, will ensure plenty of eggs, without giving them access to the barn or granary.

Besides the eggs consumed in the family, since the commencement of the laying season, my children have sent to market upwards of one hundred dozen eggs, which have been sold at

prices varying from one shilling to seven-pence halfpenny per dozen. The fowls have received little grain, and not much attention: in number they were about thirty-five. They were shut out from the barn, and had no access to the seed in the fields. With more attention we might have had a still larger return, but this is sufficient to prove that fowls are well worthy of the attention of the Canadian housewife.

During the grain-sowing season, and if there be any wheat fields near the farm-yard, it will be advisable to confine the fowls within an enclosure—a green yard, with a high picket fence round, is the best sort of fowl-yard. A coarse thread, of common dutch twine, tied from post to post, will effectually prevent any fowl from attempting to fly over the fence. A shelter at one end of this enclosure, for roost and laying place; plenty of dust and ashes in a heap, for them to roll in, with a trough of water, will be all-sufficient: a tree makes a good summer roost, and a few bushes, for shelter from the great heat of the sun, is also advisable, for the comfort of this fowl-yard. The confinement need not last long at either season, and it is well worth the trouble of having such a convenience made to prevent loss and vexation of spirit. When once made it lasts for years, and would soon repay the farmer for the outlay of a few days labour, and a few nails, for fastening up the pickets.

The young chickens are seldom cooped for more than a few days: if the weather be fine and warm, they will thrive as well abroad, or in the enclosed yard.

For the rearing of geese and ducks with profit, they should have access to a creek or pond of water, mill-dam or lake. On the rice-beds geese fatten finely, and do well; but as the goslings are hatched in the spring, a season which is usually very changeable, more care is required for keeping the tender goslings from the cold and wet, than is usually bestowed on the chickens, which come later and are more hardy. The goose is usually cooped in a large coop, and this is surrounded with a fence, enclosing several square yards of green turf. A flat pan, with some stones in it, is given for the goslings to wash in: the stones enable them to stand and keep themselves dry while drinking, as too much wet is bad for them during the first week or ten days. Scalded bran, curds and crumbs, or soaked and crushed Indian corn may be given them, which, with the grass in their yard, will be all-sufficient. At a fortnight's end, if the weather be dry, they may be let out.

Geese are often found great depredators in the young wheat fields. The old gander and brood geese are treated with a yoke or neck-ring : this is simply an oblong piece of shingle, shaped into an oval form, with a hole in the centre. This is drawn over the head of the goose, and effectually keeps it from breaking into the fields through the rail fences. A goose is never at the trouble of climbing, so the remedy is always effectual.

To make geese profitable, the farmer's wife plucks them twice and sometimes thrice in the season; but the quills are not touched, so that the animal suffers but little from the operation. The head of the goose or gander is put into the bag (an old sock is sometimes used); this is tied about the neck : the darkness keeps the creature quiet, and the feathers are plucked into a basket. A still day and a warm one is chosen; and in the moulting season the feathers fall easily, and perhaps the loss of them may be a relief from the heat of such a thick covering.

Turnips chopped small, raw and boiled potatoes, with the run of the barn-yard, is the goose's fare in the winter. A low log-shed, with a door, to shut them in at night, is necessary. They also, as all fowls do, require lime and ashes in their house in winter. The goose begins to lay in March or April, but if the season be at all mild, in the latter part of March. The egg should be brought in as soon as layed, as the frost chills it very quickly, placed in a box of bran or sawdust till the goose is ready to sit. The goose must be given water, or let out to wash and feed once a day: she sits thirty days. It is better to remove the early-hatched goslings, when strong enough, to a basket, but I would not feed them; return them at night to the mother, and you will most likely have the rest of the family by the following noon. Late-hatched goslings are often allowed to go abroad, under the care of the old ones, without any shelter, and in some dry seasons they will succeed as well as those that have had a great fuss made about them; but in cold, wet springs, care and shelter are requisite to ensure the lives of the little family. If the cock be remarkable for his tender care of his wives, the gander is no less admirable, as a father, in protecting and cherishing his young ones. There is much that is interesting and admirable to be learned in the poultry-yard, by the careful observer; and many a pleasant, cheerful hour may be passed in the care of the domestic birds about the farmer's yard: children learn lessons of care and kindness, and many a moral lesson the wise mother may inculcate, even from so homely a creature as the common hen.

In suitable localities the duck is easily managed; but they need a constant supply of water, and will not thrive unless they have free access to a stream or pond. The little ducklings require to be cooped with the mother, and fed with curds, bran, or some soft food for a few weeks. They are very useful in freeing a garden from insects, and thrive well in dry weather, while very young. Near lakes and mill-ponds they get their own living on the weeds and shell-fish, but where no water is they require a great deal of feeding.

The turkey breeds well in Canada; but the young ones are great ramblers, and do much hurt to the young grain, and for this reason the farmer is shy of breeding them. Some manage to confine them by tethering the hen to a stake, when the young will not ramble far from her.

A FEW WORDS ABOUT AGUE.—Every one considers Canada as a healthy country: it is so, generally speaking; but there are diseases, such as ague and rheumatism, which are more common here than in Britain. Dysentery in children prevails during the hot months, especially among very young infants; and erysipelas, among persons exposed to the great heat of the sun in summer, having the perspiration suddenly checked by cold bathing, drinking very cold water, or being suddenly chilled by change of atmosphere. These, however, are chances which only happen to the few. The same causes would produce similar effects in any country.

Many years ago it was a rare thing to hear of colds, coughs or influenzas; now it is very common, and I believe, with many medical men, that the stoves have to answer for these disorders. People heat their rooms like ovens, and go out into the sharp, frosty air; they return again from the keen frosty air into heated rooms: their tender organs of respiration are not fitted to stand such reverses, and pulmonary disease, and colds in the head are the result, which not unfrequently end in consumption. Formerly open fire-places were seen in every house, and the inmates of them were healthy; now they have stoves in every part of the dwelling, even in the bed-rooms, and the result is sickness and loss of complexion. The largest log-fires, in an open fire-place, will not produce the same general heat, but it will be far more conducive to health. A Canadian house may be kept very comfortable, without being over heated, by means of a good hall-stove, and fire-places in the sitting rooms. A porch, enclosing the outer doors, also helps to keep the house warm in winter.

The inhabitants of the lower province, where the cold is more intense, and the winters of longer duration, understand the art of warming their houses better, and constructing them so as to keep out the cold better than we do in Upper Canada. The commonest log-house should have a verandah (no matter how homely the construction); if only made with unbarked poles of cedar, and shingled, it will add not a little to the comfort of the family. It makes the house cooler in summer, and warmer in winter: it saves much work, as the house is kept cleaner: it serves for a summer eating-room: its pillars, wreathed with hops, give a pleasant, rustic look to the otherwise unsightly log-house, and keeps off the glare of the sun, through the long summer's day. At the kitchen-end of the house, the stoop serves for a summer kitchen, and it is there that the housewife keeps her pails and pots and pans, her washing tubs and barrels. The want of this convenience is often sorely felt by the females; and I would advise every settler who builds, by no means to omit this addition, if he has any regard for the comfort and tidiness of his house. And here I must observe, that it is the total inattention to the comfort and convenience of women, that often makes them unhappy and discontented in their new homes. Like the captives of Israel, they are often expected to make bricks without straw. Let the men do all they can to make the house as convenient as circumstances will admit of their doing; and the females must, on their part, put up with those wants that are the result of this new order of things. Let each comfort and cheer the other, and bear the privations and trials that befall them as cheerfully and as hopefully as they can, and thus the burden will fall lighter upon all.

Ague is the disease most dreaded by new settlers; and to many persons it has proved a great drawback, especially such as go into the uncleared lands. They who live in the long-settled parts of Canada seldom have ague: it arises from the exhalations of the vegetable soil, when opened out to the action of the sun and air. As long as the soil is unbroken, and the woods uncleared, no such effect is felt. I have heard some of the hardy old trappers say that they never had ague in the woods; but on the newly-cleared land, or by lakes and swamps, where the sun had access, there they would have ague. Some people never have ague; others, only the first or second year after coming to the country; but some seldom pass a year without an attack of it. A singular error prevails among some of the old settlers, that those

who put a stop to the disease, when it first attacks them, will be subject to it for life. Believe it not; but use vigorous means to check it as soon as, or before, it is confirmed. Remedies for the ague are as plentiful as blackberries; but the following mode of treatment, I believe, to be the best of any: I have experienced its efficiency in my own family, and as it was the prescription of a skilful physician, well acquainted with the diseases of the country, I do not hesitate to give it:—

AGUE.—For an adult female, divide six grains of calomel into three doses: take one of these doses every two hours: at the end of the sixth hour take a large tea-spoonful of Epsom Salts. On the following day, take a wine-glassful of the following tonic mixture: dissolve twenty grains of quinine in a pint of water, to which add four drachms of diluted sulphuric acid: if too acid, add more water to reduce it. Take the dose at seven in the morning, at eleven, and again at four, as long as the bottle lasts. When you have finished it take a dose of senna and salts, and in most cases the ague will cease, but it generally returns at the end of twenty-one days. As it is sure to give you notice of its approach, have recourse to the same doses of calomel and salts as before, followed by the quinine and sulphuric acid; or you may take three grains of calomel the second time, divided into two doses: it seldom fails of curing. Should the disorder show any symptoms of returning the third time, do not wait for a confirmed fit, but take a few doses of the tonic mixture, diminishing the quantity from two doses to one, till you leave it off altogether.

Rest is essential for ague patients: total rest from labour, if possible, and good nourishing diet, that is not hard to digest, and change of air, if the patient can leave home. Poor diet is one of the causes of ague: those who can afford to live well seldom suffer from ague, unless in low marshy situations.

There is an Indian remedy sold in all drug stores in Canada: it is called Indian Cologue: it is very nauseous, but I have been told it is very effectual as a cure.

The inner bark of the wild black cherry, steeped in whiskey, is also taken as a tonic for ague; but I have more reliance upon the treatment of the disorder, as I have given above.

For a man the dose of calomel is seven grains in three doses; and for a child three grains, at intervals of two hours between each grain, and a dessert spoonful of castor oil, at the end of the third dose; a tea-spoonful of the tonic mixture, diluted with water, thrice a day. I have found the fit much relieved in a

young child, by putting it into a warm bath, and wrapping it in warm blankets, and giving it a few drops of antimonial wine, in warm drink, to promote perspiration. An emetic is often administered previous to taking any other medicine.

DYSENTERY IN CHILDREN.—This disease is often fatal to young children—frequently baffling the skill of the most experienced physician.

I lost two infants, who were under the care of the most skilful medical men, but saved another by the use of a wild herb, that was given me by a Yankee settler's wife. A plant called spikenard (or spignet, as she called it), that grows in the forest, with a long spindle root, scraped, and a small quantity boiled in milk, thickens it, as if flour had been put in: it has a sweet, astringent taste, slightly bitter. A tea-spoonful given thrice in one day, cured the child, who was wasting fast under the disease. This spikenard belongs to the same family of plants as the sarsaparilla: it bears black berries, not unlike the elderberry in size and taste. There are many of the old settlers who know the plant. No one should use the wild herbs without the experience of a careful person, to whom their sanitary or hurtful qualities are well known. The old Canadian settlers are often well skilled in the use of the native plants. They may possibly have learned the value of them from the Indians, or from long experience, taught by necessity, in a country where, formerly, educated doctors were far from being as commonly met with, even in the towns, as they now are. Possibly, in those days, there were fewer diseases to cure, and the simple medicines that the forest afforded were sufficient for all curative diseases. In lonely places, where the aid of a medical man is difficult to be obtained, even severe wounds are healed, and simple fractures are reduced by the inhabitants themselves. Some one among them, who has more nerve or more judgment than the rest is consulted upon such occasions, and faith goes a great way with many patients in effecting a cure.

When emigrants first arrive in this country, they are apt to fall ill: the change of diet, of air, and many other causes, possibly the want of comfort on board the vessel, may operate upon them to induce disease. A little care, and some doses of simple medicine, will often save themselves and children from fevers or other serious complaints. Timely attention to health, on landing, is very advisable, and it would save many from much suffering if they went at once to a skilful medical man, and procured medi-

cine and advice, which is often supplied to the poorer class of emigrants free of all cost.

BEEES.—Of late years the long-established settlers have begun to turn their attention to the cultivation of bees. In the eastern or lower part of Canada honey has long been a source of commercial profit to the farmer.


As an article of luxury, it stands unrivalled at our tables. As a medicine it is invaluable in its soothing, purifying, healing qualities; nay, even moral lessons have long been associated in the mind of the young child with the labours of the "Busy Bee."

It is a pity that the cultivation and profitable management of the bee is so little attended to, in a country where nature has strewn the wilderness with flowers for their sustenance.

If the Lower Canadians are able, with a little care, to cultivate the hive to advantage, there can be no doubt but that the inhabitants of the Western Province might derive a considerable profit from the proceeds of this stock.

Why should we import either honey or wax, if by our own labours we could raise those valuable articles on our own farms?

The British peasantry generally contrive to keep bees, and understand the management of the hives. I mean the practical part; that of housing the young swarms, and abstracting the honey from them, at the close of the season. They would require to pay some attention to the difference of seasons. The extreme cold of the long Canadian winter must of course be taken into consideration, when removing the comb. The shortness of the flowering season must also be taken into account, and proper shelter provided for the hives during the cold weather. Those cultivators, from whom the stock is bought, will not refuse to impart their experience, which has the great value of having been acquired after many losses and vexatious failures: they will be your best guides and advisers, in the management to be adopted. I know at present of no simple practical work that has been written by the bee-keeper in Canada, for the instruction of the public; unfortunately, I have no experience of my own to offer on the subject.



VALUE OF ENGLISH COIN THROUGHOUT CANADA.

	equal to	Currency.	Dollars.
		£ s. d.	\$ cts.
One Sovereign.....	equal to	1 4 4	4 85
One Crown	„	0 6 1	1 20
One Half-Crown.....	„	0 3 0	0 60
One Shilling	„	0 1 3	0 24
One Sixpence	„	0 0 7½	0 12½

EQUIVALENT VALUE OF CURRENCY AND CENTS, FROM ONE CENT TO ONE DOLLAR.

Currency.	Cents.	Currency.	Cents.	Currency.	Cents.
<i>s. d.</i>		<i>s. d.</i>		<i>s. d.</i>	
½ equal to	5-6	8 equal to	13½	1 5 equal to	28½
3-5 „	1	8 2-5 „	14	1 5 2-5 „	29
1 „	1½	8½ „	14 1-6	1 6 „	30
1 1-5 „	2	9 „	15	1 6 3-5 „	31
1½ „	2½	9½ „	15 5-6	1 7 „	31½
1 4-5 „	3	9 3-5 „	16	1 7 1-5 „	32
2 „	3½	10 „	16½	1 7½ „	32½
2 2-5 „	4	10 1-5 „	17	1 7 4-5 „	33
2½ „	4 1-6	10½ „	17½	1 8 „	33½
3 „	5	10 4-5 „	18	1 8 2-5 „	34
3½ „	5 5-6	11 „	18½	1 9 „	35
3 3-5 „	6	11 2-5 „	19	1 9 3-5 „	36
4 „	6½	11½ „	19½	1 10 „	36½
4 1-5 „	7	1 0 „	20	1 10 1-5 „	37
4½ „	7½	1 0 3-5 „	21	1 10½ „	37½
4 4-5 „	8	1 1 „	21½	1 10 4-5 „	38
5 „	8½	1 1 1-5 „	22	1 11 „	38½
5 2-5 „	9	1 1 4-5 „	23	1 11 2-5 „	39
5½ „	9½	1 2 „	23½	2 0 „	40
6 „	10	1 2 2-5 „	24	2 3 „	45
6½ „	10 5-6	1 3 „	25	2 6 „	50
6 3-5 „	11	1 3 3-5 „	26	3 0 „	60
7 „	11½	1 4 „	26½	3 6 „	70
7 1-5 „	12	1 4 1-5 „	27	4 0 „	80
7½ „	12½	1 4½ „	27½	4 6 „	90
7 4-5 „	13	1 4 4-5 „	28	5 0 „	\$1

TABLE FOR CALCULATING THE DIFFERENCE BETWEEN STERLING MONEY AND CURRENCY.

One Pound Sterling equal to One Pound Four Shillings and Fourpence Currency.

PENCE.				POUNDS.				POUNDS.				POUNDS.						
Stg.	£	s.	d.	Stg.	£	s.	d.	Stg.	£	s.	d.	Stg.	£	s.	d.			
1	...	0	0	1	1	...	1	4	4	38	...	46	4	8	75	91	5	0
2	...	0	0	2	2	...	2	8	8	39	...	47	9	0	76	92	9	4
3	...	0	0	3	3	...	3	13	0	40	...	48	13	4	77	93	13	8
4	...	0	0	5	4	...	4	17	4	41	...	49	17	8	78	94	17	0
5	...	0	0	6	5	...	5	2	8	42	...	51	2	0	79	96	2	4
6	...	0	0	7	6	...	6	6	0	43	...	52	6	4	80	97	6	8
7	...	0	0	9	7	...	7	10	4	44	...	53	10	8	81	98	10	0
8	...	0	0	10	8	...	8	14	8	45	...	54	15	0	82	99	15	4
9	...	0	0	11	9	...	9	19	0	46	...	55	19	4	83	100	19	8
10	...	0	1	0	10	...	10	3	4	47	...	57	3	8	84	102	4	0
11	...	0	1	1	11	...	11	8	8	48	...	58	8	0	85	103	8	4
12	...	0	1	3	12	...	12	12	0	49	...	59	12	4	86	104	12	8
					13	...	13	16	4	50	...	60	16	8	87	105	16	0
					14	...	14	0	8	51	...	62	1	0	88	107	1	4
					15	...	15	5	0	52	...	63	5	4	89	108	5	8
					16	...	16	9	4	53	...	64	9	8	90	109	9	0
					17	...	17	13	8	54	...	65	13	0	91	110	13	4
					18	...	18	18	0	55	...	66	18	4	92	111	18	8
					19	...	19	2	4	56	...	68	2	8	93	113	2	0
					20	...	20	6	8	57	...	69	6	0	94	114	6	4
					21	...	21	11	0	58	...	70	11	4	95	115	11	8
					22	...	22	15	4	59	...	71	15	8	96	116	15	0
					23	...	23	19	8	60	...	73	19	0	97	118	19	4
					24	...	24	4	0	61	...	74	4	4	98	119	4	8
					25	...	25	8	4	62	...	75	8	8	99	120	8	0
					26	...	26	12	8	63	...	76	12	0	100	121	12	4
					27	...	27	17	0	64	...	77	17	4	200	243	6	8
					28	...	28	1	4	65	...	79	1	8	300	365	0	0
					29	...	29	5	8	66	...	80	5	0	400	486	13	4
					30	...	30	10	0	67	...	81	10	4	500	608	6	8
					31	...	31	14	4	68	...	82	14	8	600	730	0	0
					32	...	32	18	8	69	...	83	18	0	700	851	13	4
					33	...	33	3	0	70	...	85	3	4	800	973	6	8
					34	...	34	7	4	71	...	86	7	8	900	1095	0	0
					35	...	35	11	8	72	...	87	11	0	1000	1216	13	4
					36	...	36	16	0	73	...	88	16	4				
					37	...	37	0	4	74	...	99	0	8				

SHILLINGS.

s.	£	s.	d.		
1	...	0	1	2	3
2	...	0	2	5	2
3	...	0	3	8	1
4	...	0	4	10	2
5	...	0	6	1	...
6	...	0	7	3	3
7	...	0	8	6	2
8	...	0	9	9	...
9	...	0	10	11	3
10	...	0	12	2	...
11	...	0	13	4	3
12	...	0	14	7	3
13	...	0	15	10	4
14	...	0	17	1	...
15	...	0	18	3	...
16	...	0	19	5	3
17	...	1	0	8	1
18	...	1	1	11	3
19	...	1	3	1	2
20	...	1	4	4	...



NOTICE TO EMIGRANTS!

EMIGRANTS desirous of purchasing any of the Crown Lands in Upper or Lower Canada may obtain the fullest information as to the Price and Quality of the Lands for sale in their respective Counties, by applying to the undermentioned Agents.

Prices of Lands range from Twenty Cents to One Dollar per Acre, subject to the following Regulations:

One-fifth of the Purchase Money to be paid down, and the remainder in four annual equal instalments, with interest; no Patent, in any case (even though the Land be paid for in full at the time of purchase), shall issue for any such land to any person who shall not by himself, or the person or persons under whom he claims, have taken possession of such land within six months from the time of the sale, and shall from that time continuously have been a *bond-fide* occupant of, and resident on, the land for at least two years, and have cleared and rendered fit for cultivation and had under crop, within four years at farthest from the time of the sale of the land a quantity thereof, in the proportion of at least ten acres to every one hundred acres, and have erected thereon a house, habitable and of the dimensions at least of sixteen by twenty feet. The purchaser may cut and sell from his lot whatever timber he thinks proper, and apply the value of it in payment of the purchase money due by him.

CROWN LAND AGENTS IN UPPER (WESTERN) CANADA.

AGENTS.	RESIDENCES.	COUNTIES.	TOWNSHIPS.	ACRES AT DISPOSAL.	PRICE PER ACRE Except specially valued
William Harris...	Admaston, near Renfrew	Part of Renfrew	Admaston, Bago, Biltfield, Bromley, Brougham, Canonto, Griffith, Stafford, Wilberforce.....	250000	<p>Seventy Cents Cash—or, One Dollar if paid by instalments as above.</p>
James P. Moffat ..	Pembroke	Parts of Renfrew and District of Nipissing	Alice, Buchanan, Fraser, Head, Maria, McKay, Petewawa, Rolph	214000	
Thomas P. French	Clontarf.....	Parts of Renfrew and District of Nipissing	Arvona, Brudemel, Grattan, Sebastapol, Radcliffe	150000	
James Macpherson	Kingstou	Leunox, and parts of Frontenac and Addington	Kennebec, Olden, Oso, Palmerston, Bedford, Hinchinbrooke.....	190000	
Ebenezer Perry ..	Tamworth.....	Parts of Frontenac, Addington, and District of Nipissing..	Abinger, Anglesea, Barrie, Denbigh, Kalar, Sheffield	220000	
Martin P. Hayes ..	Madoc	North part of Hastings	Bangor, Cashel, Dungannon, Faraday Lake, Herschel, Montegle, Limerick, McClure, Tudor, Wicklow, Wollaston	250000	
Richard Hughes ..	Bobcaygeon ..	Partsof Peterborough and Victoria.....	Anson, Galway, Suowdon, Lutterworth, Minden, Somerville, Stanhope.....	200000	
G. M. Roche	Lindsay	Part of Victoria	Carden, Laxton	25000	
Richard J. Oliver.	Orillia.....	Parts of Simcoe and Victoria	Morrison, Muskoka, Draper, Macaulay... Avenge, Awéres, Korah, Macdonald, St. Mary, Tarentorus, Lefroy, Patton, Thompson, Esten, Spragge, Salter.....	100000	
Joseph Wilson ..	Sault Ste. Marie.	District of Algoma.....	Needing and Raiponge	200000	
Robert McVicar..	Fort William, Lake Superior			64000	

**CROWN LAND AGENTS IN LOWER (EASTERN) CANADA.
NORTH OF THE RIVER OTTAWA.**

AGENTS.	RESIDENCES.	COUNTIES.	TOWNSHIPS.	ACRES AT DISPOSAL.	PRICE PER ACRE Except specially valued.
W. m. Thompson ..	Fitzalen, Arundl'	Part of Argenteuil ...	Montcalm, Arundel, DeSalaberry	70000	30 cents.
G. W. Cameron ..	Thurso	Part of Ottawa	Hartwell, Rippon, Ponsonby, Suffolk	75000	60 cents.
E. W. Murray ...	Buckingham ..	Do.	Portland, Derry, Villeneuve, Bowman, Templeton, Buckingham	160000	do.
Robert Farley ...	Chelsea	Do.	Wakefield, Low, Masham, Hincks, Aylwin, Denholm	204000	do.
Michael McBean..	Northfield ...	Do.	Cameron, Bouchette, Northfield, Kensington. Aunoud, Wright, Egan, Sicotte, Boskatonge	277000	do.
G. M. Judgson ...	Clarendon	Part of Pontiac	Aldfield, Thorne, Cawood, Leslie, Onslow	180000	do.
Thos. Barron.....	Lachute.....	Part of Argenteuil ...	Wenworth, Howard	41000	30 cents.
Terence Smith...	Allumette	Part of Pontiac.....	Allumette, Waltham, Sbeen, Chichester, Aberdeen, Aberford	135000	do.
F. X. Bastien	Calumette	Do.	Calumette	10000	do.
Duncan McMillan.	Grenville	Part of Argenteuil ...	Harrington	31000	do.
NORTH OF THE RIVER ST. LAWRENCE.					
A. B. Lavallée ...	St. Adèle d'Ab- ercrombie	Terrebonne	Abercromby, Morin, Beresford, Wexford.	35000	do.
Alex. Daly	Rawdon	Montcalm	Chilton, Chertsey, Kilkenny, Rawdon ..	121000	do.
Jules Bourgeois ..	Kildare	Joliette and Berthier..	Cathcart, Kildare, Joliette, Brandon.....	49000	do.
A. Dubord	Three Rivers ..	St. Maurice and Maski- nonagé	Peterborough, Caxton, Shawanegan	40000	do.

A. Dubord Three Rivers .. St. Maurice and Maski-
 nongé Peterborough, Caxton, Shawanegan 40000 do.

CROWN LAND AGENTS IN LOWER (EASTERN) CANADA.—Continued.
NORTH OF THE RIVER ST. LAWRENCE.

AGENTS.	RESIDENCES.	COUNTIES.	TOWNSHIPS.	ACRES AT DISPOSAL.	PRICE PER ACRE Except specially valued
A. Bochet	St. Anne de la Perade	Champlain	Radnor, Alton, Montauban	25000	30 cents.
J. P. Déry	St. Raymond	Portneuf	Go-ford, Colbert, Roquemont	28000	do.
Vincent Martin ..	Chicoutimi	Chicoutimi	Bagot, Chicoutimi, Laterrière, Jonquière, Mesy, Tremblay, Charlevoix, Metabetchouan, Kéogami, Labarre, Caron, Signay, Simard, Harvey, St. Johns	132000	20 cents.
SOUTH OF THE RIVER ST. LAWRENCE.					
J. T. Lebel	Wotton	Parts of Wolfe and Compton	Wotton, Ham and augmentation, Wolfstown, Garthby Stratford, Whitton, Winslow	118000	do.
John Hume	Leeds	Megantic	Haliuax, Inverness, Ireland, Leeds, Nelson, Somerset and augmentation	290000	60 cents.
J. O. C. Arcand ..	St. Jos'ph, Beauce ..	Part of Megantic	Broughton, Tactford	15000	do.
E. M. McKeenzie ..	Lambton	Beauce	Price, Adstock, Tring, Lambton, Forsyth, Aylmer, Gayhurst	44000	40 cents.
Andrew Ross	Frampton	Dorchester, and part of Beauce	Shenley, Jersey, Marlow, Rixborough, Ditchfield, Limière, Watford, Cranbourne, Frampton, Buckland, Standon, Ware	130000	do.
John Felton	Sherbrooke	Stanstead, Sherbrooke Richmond, and parts of Wolfe & Compton	Marston, Auckland, Hereford, Weedon, Hampden	200000	30 cents.
S. V. Larue	St. Charles, River Boyer	Bellechasse	Mailouex	160000	60 cents.

CROWN LAND AGENTS IN LOWER (EASTERN) CANADA.—Continued.
SOUTH OF THE RIVER ST. LAWRENCE.

AGENTS.	RESIDENCES.	COUNTIES.	TOWNSHIPS.	ACRES AT DISPOSAL.	PRICE PER ACRE <i>Except specially valued</i>
Joseph Têtu	St. Thomas	Montmagny, and part of L'Islet	Montmagny, Ashburton, Bourlages, Paton, Arago	20000	60 cents.
Frs. Jolivet	St. Gervais	Bellechasse	Roux, Bellechasse, part Buckland, Daquam, Armagh	120000	do.
Stanislas Drapeau	St. Jean, Pt. Joly	L'Islet and Elgin Road	Fournier, Ashford, Garneau, Casgrain, Lafontaine, Dionne	92000	do.
F. X. Pratte	Stanford	Part of Arthabaska	Maddington, Blandford, Stanfold, Bulstrode	93000	do.
F. DeGuise	St. Anne La Po- catière	Kamouraska	Ikworth, Chapais, Woodbridge, Painchaud, Parke, Bungay, Chabot, Pohenegamook	100000	do.
Antoine Gagnon	St. Christophe d'Arthabaska	Arthabaska	Chester, Holton, Tingwick, Warwick	285000	do.
L. N. Gauvreau	Isle Verte	Temiscouata	Whitworth, Viger, Demers, Denonville, Begon, Rodot	40000	do.
J. Bte. Lepage	Rimouski	Rimouski	Duquesne, Macpès, Neigelec, Cabot, Fleu- rian, Macnider, Matane and augmenta- tion, St. Denis, Cap Chat, Romieu, D'Ala- bert, Cherbourg	135000	do.
J. A. Lebel	New Carlisle	Bonaventure	New Richmond, Hamilton, Cox, Hope, Port Daniel	300000	do.
J. N. Verge	Carleton	Do.	Metepediac, Restigouche, Mann, Nouvelle, Carleton, Maria	180000	20 cents.
John Eden	Gaspé Basin	Gaspé	Newport, Percé, Malbaie, Douglas, York, South Gaspé Bay, North Gaspé Bay, Fox, Sydenham	120000	do.

FREE GRANTS!

The Provincial Government have recently opened Seven Great Lines of Road in Upper Canada, and Five in Lower Canada, and laid out for settlement the lands through which these roads pass.

The roads in Upper Canada are styled :—

1st. The Ottawa and Opeongo Road.—This road runs East and West, and will eventually be 171 miles in length, and connect the Ottawa River with Lake Huron ; about 62 miles are now finished, and 235 settlers already located thereon. Resident Agent, T. P. FRENCH, Clontarf, Township of Sebastopol.

2nd. Addington Road, running North and South, 61 miles long, and starting from the settlements in the county of Addington, until it intersects the Opeongo Road ; the number of settlers on this road is 178. Resident Agent, E. PERRY, Tamworth.

3rd. The Hastings Road, running nearly parallel to the Addington Road, 68 miles long, and connecting the county of Hastings with the Ottawa and Opeongo Road ; there are 306 settlers on this road. Resident Agent, M. P. HAYES, Village of Madoc.

4th. The Bobcaygeon Road, running from Bobcaygeon, between the counties of Peterborough and Victoria, north, and intended to be continued to Lake Nipissing ; 36 miles are already completed, and there are 168 settlers on the line ; the number of the family of each settler on the above roads averages about four. Resident Agent, R. HUGHES, Bobcaygeon.

5th. The Frontenac and Madawaska Road, of which 33 miles are completed. Resident Agent, J. SPIKE, Harrowsmith.

6th. The Muskoka Road, of which 21 miles are completed ; this road runs from the head of the navigation of Lake Couchiching to the Grand Falls of Muskoka, where it will intersect the road called Peterson's Line, which will eventually meet the Ottawa and Opeongo Road now gradually opening westwardly, and by it the intending settler, arriving at Toronto, can, in one day's journey from that city, reach the very centre of the country. Resident Agent, R. J. OLIVER, Orillia.

7th. The Sault Ste. Marie Road, intended to run from Sault Ste. Marie to Goulais Bay, and of which four miles are already completed.

The Five Roads in Lower Canada are :—

The Elgin Road in the county of L'Islet, about 35 miles long, from St. Jean, Port Joly, to the Provincial line. Resident Agent, S. DRAPEAU, St. Jean, Port Joly.

The Matane and Cap Chat.

The Tache Road, in the county of Bellechasse, to the Kempt Road, in Rimouski—about 200 miles.

The Temiscouata Road, from River du Loup to Lake Temiscouata ; and **The Kempt Road,** from Metis to Restigouche.

In order to facilitate the settlement of these parts of Canada, the Government has authorised FREE GRANTS of Land along these roads, not exceeding, in each case, 100 acres, and obtainable upon the following conditions :—

1st. That the Settler be Eighteen years of age ;—2nd. That he take possession of the land allotted to him within one month ;—3rd. That he put into a state of cultivation 12 acres of land in the course of four years ;—4th. That he build a log-house, 20 by 16 feet, and reside on the lot until the foregoing conditions are fulfilled.

Families may reside on a single lot, and the several members having and allotted to them will be exempt from building and residence upon each individual lot. The non-fulfilment of these conditions will cause the immediate loss of the land, which will be sold or given to another. The lands thus opened up, and gratuitously offered by the Government for settlement, are chiefly of excellent quality, and well adapted, in respect of soil and climate, to all the purposes of husbandry.

All Emigrants requiring information as to the best routes and cheapest rates of conveyance, to any of the above Districts, should apply to the undermentioned Agents, who will also direct those in want of employment to places where they will be most likely obtain it.

QUEBEC A. C. BUCHANAN, Chief Agent.
 MONTREAL J. H. DALEY.
 OTTAWA W. J. WILLS.
 TORONTO A. B. HAWKE, Chief Agent for C.W.
 HAMILTON WILLIAM GILLESPIE.
 KINGSTON JAMES McPHERSON.

NOTICE.—Emigrants arriving at Quebec, holding Through Tickets for their inland transport, and desiring to obtain information, may delay their journey for that purpose, as the Railway or Steamboat Company to whom they are addressed will take charge of their luggage until they are ready to proceed.

A. C. BUCHANAN,

GOVERNMENT EMIGRATION OFFICE, }
 Quebec, August, 1861. }

Chief Agent

GAME LAWS.

No deer or fawn, elk, moose, or cariboo, shall be hunted, taken, or killed between the first day of January and the first day of September in any year.

No wild turkey, grouse, partridge, or pheasant, shall be hunted, taken, or killed, between the first day of February and the first day of September in any year.

No quail shall be taken or killed between the first day of February and the first day of October in any year.

No woodcock shall be taken or killed between the first day of March and the fifteenth day of July in any year.

No wild swan, goose, duck, widgeon, or teal, shall be hunted, taken, or killed, between the first day of April and the first day of August in any year.

No deer, wild turkey, grouse, partridge or pheasant, quail or woodcock, shall be trapped or taken by means of traps, nets, snares, springs, or other means of taking such birds, other than by shooting, at any time whatever.

GENERAL NOTICE.

SALMON FISHERIES OF LOWER CANADA.

The following are the names of Rivers still open to proposals for leasing :
 —The Rivers Esquimaux, Ste. Augustine, Little Mecatina, Etamanam, Olananoshsieboo, Washeecootai, Musquam, Kegashka, Natashgulan, Little Watscheeshoo, Great Watsheeshoo, Romaine, Mingan, Maniton, St. Johns,

Magpie, Jupitagan, Ste. Marguerite, Ca'umet, Trinity, Beesie, Mistassinni, Bersimis, Nipinsweeawnan, Portneuf, Escoumain, Murray, Du Gouffre, Ste Ann, Trois Saumon, Ouelle, Métis, Matanne, Ste. Anne, Mont Louis, Magdelaine, Bonaventure, Little Cascapedia, Grand Cascapedia, and Mata-pedia.

Applications should be addressed to the Fisheries Branch of the Department of Crown Lands, Quebec.



DEPARTMENT OF CROWN LANDS,
FISHERIES BRANCH.

QUEBEC, 22nd May, 1861.

THE following Regulation, in amendment to the existing Fishery Regulations for Lower Canada, has been adopted by the Governor General in Council, pursuant to certain provisions of the Statute 22nd Vic. Cap. 62.

"The receipt, gift, purchase, sale or possession of any fish had in contravention of these Regulations, shall be punishable according to Law; that all fish taken in contravention of the said Act and of these or any other Regulations made or to be made thereunder; and all nets, materials and other apparatus in whose possession the said fish, nets, materials and other apparatus may be found, shall be forfeited to Her Majesty: and the fishing or taking of fish in contravention of this Act or of the Regulations aforesaid, shall be deemed and taken as a separate and distinct offence on each and every day on which the same shall take place."

P. M. VANKOUGHNET,
Commissioner.

THE TIMBER RESOURCES OF CANADA.

The principal descriptions of Timber found in the forests of Canada are:—White, Yellow, and Red Pine; White and Black Spruce; Tamarac; White, Rim, and Black Ash; Grey, Red, Soft, and Rock Elm; Bird's Eye, White, and Red Oak; Bird's Eye, Curly, and Soft Maple; Black and Grey Walnut; Smooth and Rough Bark, Hickory; Ironwood; Red Wild Cherry; Basswood; Beech; Red and White Cedar; Hemlock, Fir, Poplar, Chesnut, Buttonwood, and Whitewood.

For furniture and ornamental purposes the luxuriant beauties of our Crotched, Wavy, and Mottled Black Walnut are well known, both here and in Europe; also the beauties of our Bird's Eye and Curly Maples, as well as of our Curly Birch, Crotched White Oak, and Red Wild Cherry. The superior qualities of our White, Red, and Yellow Pine are fully acknowledged in the markets of Europe. Our Oaks, Elms, and Tamarac rank high for ship-building and general purposes;—in fact, all our woods are susceptible of being utilized in the arts and manufactures.

Canada exports annually about 30,000,000 cubic feet of Timber in a rough state, and about 400,000,000 feet, board measure, of sawed Lumber. The revenue derived by the Province during the year 1860 for Timber cut in the public forests amounted to about 500,000 dollars, or £125,000 currency.

ADVANTAGES OF THE TIMBER RESOURCES OF CANADA TO EMIGRANTS AND SETTLERS.

The emigrant will have on his own lot an unlimited supply of the best fuel; the timber necessary for his house, out-buildings, and all kinds of farming implements and household articles, usually made of wood; moreover he obtains this supply in the process of clearing his lot. The Government conditions of sale allow him to cut and sell from his lot whatever timber he thinks proper, and apply the value of it in payment of the purchase money due by him. Thus the settler can pay for his lot with the crop planted by nature on it. As mentioned elsewhere, even in burning the timber which he does not sell, the ashes can be converted into Potash, which will meet a ready sale at from £7 to £9 currency per barrel.

TIMBER LICENSES.

WOODS AND FORESTS.

Notice is hereby given that purchasers of public lands (not under license) being actual settlers, with certain improvements, can obtain license from the respective Crown land, or Crown timber agents, to cut and dispose of the timber growing on the lots purchased by them (provided the value of the timber cut and so disposed of is applied in payment of the purchase money due the Crown,) on their complying with the conditions mentioned below.

IMPROVEMENTS REQUIRED.

A dwelling house of not less than sixteen by twenty feet. At least five acres of every hundred acres, cleared and put under crop, or made ready for putting under crop.

CONDITIONS OF OCCUPATION, &c.

Actual residence on the lot *at least six months*, immediately previous to the date of application for license, and continuing to reside on the lot, and to clear and put under crop annually the number of acres specified in the conditions of purchase from the Crown, (if those conditions have not been already fulfilled) or in any case the lot was sold not subject to settlement duties, continuing to clear and put under crop annually at least two acres for every hundred acres.

MODE OF OBTAINING LICENSE, &c.

Sending to, or fying with, the Crown Timber Agent, when application is made to that Officer, the certificate of purchase of the lot from the Crown Land Agent, or exhibiting to the agent the original receipt given on the sale of the lot.

Making application for license under the hand of the purchaser, or of his recognized assignee, in the printed form, No. 15, B, accompanied by an affidavit of the truth of the facts stated in said application; or by the certificate of two actual settlers residing in the locality, or by the certificate of a clergyman, or of the township assessor, (or valuator,) or of the township clerk, (or secretary-treasurer.) or of an authorized forest ranger, or of a Provincial Land Surveyor, confirming the truth of the facts.

Transmitting with the application the sum of four dollars for the license.

RETURN OF TIMBER CUT, &c.

Every licentiate must furnish to the local Crown Timber Agent, on or before the 31st day of May, in each year, a sworn statement in the printed

form, No. 18, E, of the quantity, description, and value of the timber cut, together with the other information required by the said form, and pay, or cause to be paid, to the Commissioner of Crown Lands, or to his authorized agent the value of said timber. In case the value is not paid, or that the other conditions required are not complied with, the timber cut will be seized as if cut in trespass.

To facilitate the carrying out of the present regulation, printed forms will be furnished forthwith to the Crown Land Agents, Crown timber agents, post masters, and custom officers, throughout the Provinces, also to all township assessors, (or valuatora,) and township clerks, or (secretary treasurers.)

All timber cut without the authority of license on lots sold, will be subject to seizure and confiscation.

P. M. VANKOUGHNET,
Commissioner of Crown Lands.

DEPARTMENT OF CROWN LANDS.

NOTICE is hereby given that the Lands in the Townships of Rose, Lefroy, Patton, Thompson, Esten, Spragge and Salter, situated on the North Shore of Lake Huron (East of the Bruce Mines,) will be open for sale, upon the usual condition of actual settlement thereon, on and after the FIFTEENTH day of MAY next, upon application to JOSEPH WILSON, Esq., Crown Land Agent, at Sault Ste. Marie.

Price Twenty Cents an acre—one fifth to be paid down, and the remainder in four equal annual instalments, with interest.

ANDREW RUSSELL,
Assistant Commissioner.

Quebec, 15th March, 1861.



MINING LOCATIONS--PUBLIC NOTICE, CROWN LAND DEPARTMENT, Quebec, 15th March, 1861.

HIS EXCELLENCY THE GOVERNOR GENERAL, by Order in Council, has been pleased to direct—

1st.—That for mining purposes, tracts comprising not more than four hundred acres each, be granted to parties applying for the same, at the rate of one dollar per acre, to be paid in full on the sale, the applicant furnishing a plan and description of the locality to this Department, and on condition that such Mineral Location be worked within one year from the date of said grant;

2nd.—That no Patent therefor issue until two years from the date of the purchase, and then only upon proof that the purchaser or his assignee has continued to work said location *bonâ fide* for at least one year previously;

3rd.—That the fee of one hundred dollars for permission to explore now charged, be abolished;

4th.—That locations be sold to the first applicant agreeing to the terms specified above;

That these Regulations shall not apply to Mines of Gold and Silver.

P. M. VANKOUGHNET, Commissioner.

POSTAL ARRANGEMENTS.

Letters posted in Canada, addressed to any place within the Province, pass, if pre-paid, for 5 cents per $\frac{1}{4}$ oz. ; but if posted unpaid, such letters are charged 7 cents per $\frac{1}{4}$ oz.

On letters to Nova Scotia, New Brunswick, and Prince Edward's Island, the rate is 5 cents the $\frac{1}{4}$ oz.—pre-payment optional. On letters to the United States, the rate is 10 cents the $\frac{1}{4}$ oz., except California and Oregon, to which the rate is 15 cents the $\frac{1}{4}$ oz.

The rate on letters to the United Kingdom is, by Canadian Packet:—

Not exceeding $\frac{1}{4}$ oz. 12 $\frac{1}{2}$ cents

Exceeding $\frac{1}{4}$ oz., and not exceeding 1 oz. 25 "

And so on, increasing two rates for every additional ounce ; and by British (Cunard) Packet, 17 cents per $\frac{1}{4}$ ounce, &c. &c. &c.

Letters for the United Kingdom must be pre-paid, or they will be charged a fine of 6d. sterling on delivery.

REGISTRATION CHARGES.

For the registration of a Letter addressed to any place in British

North America, the charge is 2 cents.

For the Registration of a Letter to United Kingdom 12 $\frac{1}{2}$ "

" " " " United States 5 "

The charge on Books and other printed matter, by Book Post to England, is 7 cents on packets not exceeding 4 ounces in weight ; 12 $\frac{1}{2}$ cents exceeding 4 ounces, and not exceeding $\frac{1}{4}$ lb., and 12 $\frac{1}{2}$ cents for each additional $\frac{1}{4}$ lb. These charges must be pre-paid.

Newspapers published in Canada may be sent by post from the office of publication addressed to any place in Canada, at the following rates, if paid quarterly in advance by either the publisher at the post office where the papers are posted, or by the subscriber at the delivering post office :

For a Paper published 6 times a week, 40 cents per quarter.

" " 3 " 20 " "

" " 2 " 13 " "

" " 1 " 6 $\frac{1}{2}$ " "

When the above rates are not paid in advance by either publisher or subscriber, such papers are charged one cent each on delivery.

TRANSIENT NEWSPAPERS.

Transient Newspapers—that is to say, Canadian Newspapers posted otherwise than from the office of publication, and American or British Papers posted or re-posted in Canada, must be pre-paid 1 cent each, by postage stamp, or they cannot be forwarded—except only *British Newspapers* distributed to regular subscribers by Canadian Booksellers or News Agents—such papers pass free as they would do if received in the Canadian Packet Mails.

NEWSPAPERS BY MAIL FROM ENGLAND OR UNITED STATES.

Newspapers received from England by the Canadian Packet Mails are delivered free.

Newspapers from England by the Cunard Packet Mails are charged 2 cents each on delivery. (This is the American transit charge.)

United States Newspapers, brought by Mail into Canada, are charged one cent each on delivery.

PERIODICAL PUBLICATIONS.

The rate on Periodical Publications is, if not exceeding 3 ounces in weight, 1 cent ; over 3 ounces, 4 cents.

If prepaid by postage stamps from the office of publication, Periodicals published in Canada, weighing over 3 ounces, may pass for 2 cents each.

CANADIAN BOOK POST.

One cent per ounce, prepaid by stamp. To any part of the United States, one cent per ounce, prepaid, and another cent on delivery at its destination.

MONEY ORDERS.

Orders payable in the Province may be obtained at any office in the annual list, at the following rates:—

Commission chargeable on Money Orders.

Under and up to \$10.....	5 cents.
Over \$10 and not exceeding \$20	10 do.
Do. 20 do. do. 30	15 do.
Do. 30 do. do. 40	30 do.
Do. 40 do. do. 60	45 do.
Do. 60 do. do. 80	60 do.
Do. 80 do. do. 100	75 do.

N. B.—No half cents to be introduced in the Orders.

No single Order can be issued for more than \$100.

Money orders payable at any Money Order office in Great Britain and Ireland can be obtained at any Canadian Money Order office. These orders are drawn in sterling, the commission chargeable thereon being:—

Not exceeding £2	\$0.25
Exceeding £2 and not exceeding £5	0.50
Exceeding £5 and not exceeding £7	0.75
Do. £7 do. do. £10	1.00

No single Order can be drawn for more than £10; but any number of Orders of £10 each may be obtained.

BRITISH POSTAL ARRANGEMENTS,

As far as they apply to Canada.

BOOK POST TO CANADA.

	s. d.
For a packet weighing not more than 4 ounces.....	8
“ “ 4 oz. but not exceeding 8 oz	6
“ “ 8 oz. “ “ 1 lb	1 0
“ “ 1 lb. “ “ 1½ lbs.....	1 6
“ “ 1½ lbs. “ “ 2 lbs.....	2 0

And so on ; 6d. being charged for every additional half pound or fraction of a half pound.

PARLIAMENTARY PAPERS.

Printed proceedings of the Imperial Parliament, sent without covers or in covers open at the ends, may be sent in the Book Post privilege to all the Colonies, and to those foreign States between which there is a Book Post.

LETTERS.											NEWSPAPERS.										
	Not exceeding $\frac{1}{2}$ oz.		Above $\frac{1}{2}$ and not $\frac{3}{4}$.		Above $\frac{3}{4}$ and not 1oz.		Above 1oz and not $1\frac{1}{2}$.		Above $1\frac{1}{2}$ and not 2oz.		Every oz. after first.	Registration Fee.									
	s.	d.	s.	d.	s.	d.	s.	d.	s.	d.	s.	d.									
Via United States by British Packet.	v.	0	8	0	8	1	4	1	4	2	8	2	8	2	8	1	4	0	6	a:	1d. each.
“ Cork.	v.	0	8	0	8	1	4	1	4	2	8	2	8	2	8	1	4	0	6	a:	1d. each.
“ Galway.	v.	0	6	0	6	1	0	1	0	2	0	2	0	2	0	1	0	0	6	a:	1d. each.
By Canadian Packet	v.	0	6	0	6	1	0	1	0	2	0	2	0	2	0	1	0	0	6	a:	1d. each.
By United States Packet	v.	1	2	1	2	2	4	2	4	4	8	4	8	4	8	2	4	0	6	a:	1d. each.

NOTE.—If letters for Canada be unpaid wholly or in part, they are on delivery charged with SIXPENCE each in addition to the portage.

v. denotes that pre-payment is voluntary ; a. means that letters, newspapers, &c., are liable to an additional charge on delivery of One Penny.

* Newspapers and books must be pre-paid.

RUSSELL'S HOTEL

AND

FAMILY BOARDING HOUSE,

PALACE STREET, UPPER TOWN,

QUEBEC.

ST. LAWRENCE HALL,

FAMILY HOTEL AND BOARDING HOUSE,

GREAT ST. JAMES STREET,

MONTREAL.

PAPERS.

each.

each.

each.

are on

ewspa-
ny.

SE,

USE,

