

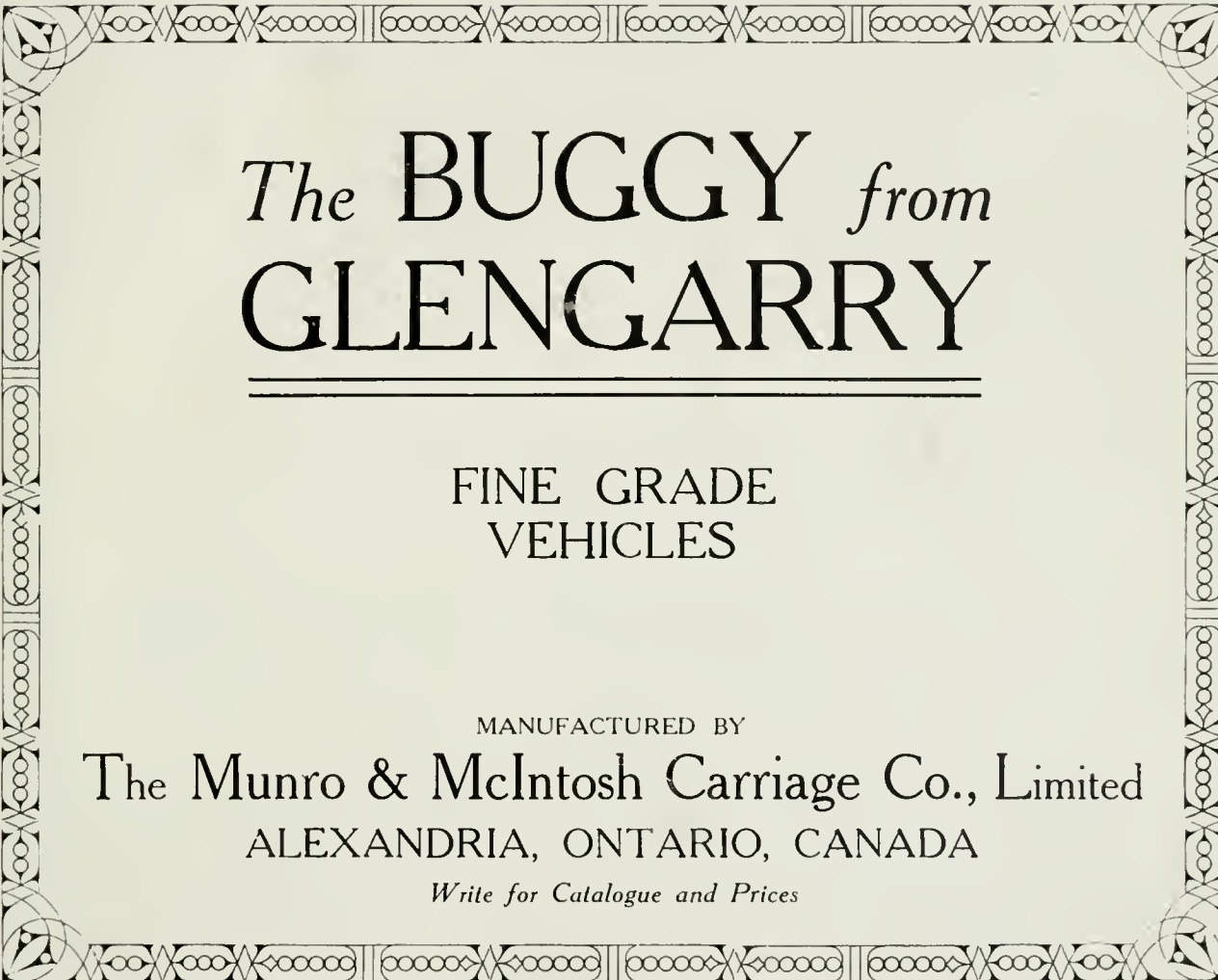
THE MUNRO & M^CINTOSH
CARRIAGE CO., LIMITED.
ALEXANDRIA, ONT.



Catalogue N^o 22



10



The BUGGY *from*
GLENGARRY

FINE GRADE
VEHICLES

MANUFACTURED BY
The Munro & McIntosh Carriage Co., Limited
ALEXANDRIA, ONTARIO, CANADA

Write for Catalogue and Prices

SHIPPING.

EVERY vehicle is shipped from factory complete. Our responsibility ceases when goods are on board cars at Alexandria, Ont. Should shipment reach destination in damaged condition, it is your duty to have the local railway agent endorse shipping receipt, describing and locating injury to vehicles. This receipt must be returned to us, so that claim may be made to cover expense of repairs. Unless this is done, no claim for injury, etc., to goods in transit will be allowed. Be sure and examine the vehicle carefully to see if any damage has been done before removing it from the station. We obtain the lowest possible rates of freight. Claims for damages or overcharge of freight, if any, must not be deducted from invoice; but if freight receipt is sent to us, we will make a claim against R R. Co., and remit the amount to claimant as soon as collected. Carload lots receive special attention, and are loaded to the best possible advantage.

All prices are for goods at factory in Alexandria, unless otherwise stipulated in writing at time of purchase. Prices subject to change without notice.

HOW TO ORDER.

To enable us to fill orders promptly, give "No." in catalogue of vehicle wanted, also width of tire, style of body loops, color of body, color of gear, style of top, kind of trimming, silver cap bands or solid-front hub with silver cap. If possible, allow privilege of substituting.

REPAIRS.

Transportation on all goods sent us for repairs must be prepaid. Orders for repairs from those not having a regular ledger account with us must in every case be accompanied by sufficient cash to cover cost of goods desired. If goods are sent by mail, an extra amount to pay postage must be sent. To avoid delay when ordering repairs, give the following details: color painting, color stripe, right or left, front or back, size, length, width. By following these rules it will save a lot of trouble and delay.

GUARANTEE.

Our vehicles are guaranteed, with fair and reasonable use, for one year from date of shipment from the factory. If any part of said vehicles shall fail, by reason of imperfect material or workmanship, and said defective part is returned to us, we hereby agree to make good such defects, free of cost to the purchaser; but nothing in this agreement shall render the seller liable to make good any damage to paint, trimmings or varnish, resulting from the action of ammonia, moths, or extraordinary exposure to the elements, nor shall the seller be required to reset or renew the tires worn out within the period above named. We **POSITIVELY** will not pay any repair bills unless authorized by us in writing.

EXPEDITION.

CHAQUE véhicule est expédié de la manufacture dans un état complet. Notre responsabilité cesse dès que nous avons placé les marchandises sur les chars à Alexandria, Ont. Si l'envoi arrive à destination dans un état endommagé, il est du devoir de faire endosser par l'agent local de chemin de fer le reçu d'expédition qui devra indiquer le dommage causé aux voitures. Ce reçu doit nous être envoyé afin que nous puissions faire notre réclame et nous faire rembourser le coût des réparations. A moins que ceci ne soit fait, nulle réclame pour dommages, etc., fait aux marchandises en transit ne sera allouée. Soyez sûr d'examiner soigneusement le véhicule et assurez-vous qu'il n'a subi aucun dommage avant de l'enlever de la gare. Nous obtenons les taux de fret les plus bas. Réclames pour dommages ou surcharges, s'il y en a, ne doivent jamais être déduites de la facture; mais si le reçu de fret nous est envoyé, nous ferons notre réclame auprès de la compagnie de chemin de fer, et nous remettrons le montant à qui de droit aussitôt que nous l'aurons reçu. Les chars chargés au complet recevront une attention spéciale et seront chargés le plus avantageusement possible.

Tous prix sont pour marchandises à la manufacture, à Alexandria, à moins de stipulations contraires, par écrit, faites au temps de l'achat. Prix sujets à changements sans avis.

COMMENT ORDONNER.


Afin de nous permettre d'exécuter les commandes avec promptitude, donnez-nous toujours le numéro du catalogue de la voiture que vous désirez, ainsi que la largeur des bandages, style des panneaux du corps, couleur du corps et due train, genre de couverture et de garniture, bandes à couvercle d'argent ou moyeu d'avant solide avec couvercle d'argent. Si possible, accordez le privilège de substituer.

PIECES DE REPARATIONS.

Tous frais de transport sur les pièces que nous sont retournées doivent être payés d'avance. Les commandes reçues de ceux qui n'ont pas un compte régulier avec nous doivent être accompagnées d'un montant suffisant pour couvrir le coût des marchandises requises. Si elles doivent être expédiées par la malle, un montant extra doit être inclus pour défrayer les frais d'affranchissement. Afin d'éviter les délais en ordonnant des pièces de réparation, donnez les détails suivants; couleur de la peinture, couleur des rayures, droit ou gauche, avant arrière, longueur, largeur. En suivant ces règles, vous éviterez beaucoup de trouble et de délai.

GARANTIE.

Nos véhicules sont garantis, moyennant usage juste et raisonnable, pour une année de la date d'envoi de la manufacture. Si aucune pièce du dit véhicule fait défaut, à cause de main-d'oeuvre ou de matériaux défectueux, et si les dites pièces défectueuses nous sont retournées, nous nous engageons par les présentes à réparer ou remplacer telle pièce défectueuse, sans qu'il n'en coûte à l'acheteur; mais il n'y a rien dans ce contrat qui puisse rendre le vendeur responsable pour nulle dommage à la peinture, à la garniture ou au vernis, si tel dommage est le résultat de l'action de l'ammoniaque, des mites ou d'une exposition extraordinaire aux éléments; ni sera-t-il exigé que le vendeur soit obligé de reserrer ou de remplacer les bandages qui s'useront en dedans de la période mentionnée plus haut. Nous refuserons **POSITIVEMENT** de payer aucun frais de réparations qui n'auront pas été autorisées par écrit nous.




No. 300

Body all steel, except bottom and front rack. Size of body, 9' x 5' 4".
Wheels, 34" high; tires, 2 x 1/2; axles, 1 1/2. Capacity, 2,000 to 3,000 lbs.
Shafts.

No. 301

Same as No. 300, but heavier. Capacity, 3,000 to 3,500 lbs. Size
body, 10' x 5' 4".




No. 302

Body wood; size body, 9' x 5'; wheels, 34" high; tires, 2 x $\frac{1}{2}$; axles, 1 $\frac{1}{2}$. Capacity, 2,000 to 3,000 lbs. Shafts.


No. 302a

Similar to No. 302, only lighter. Body, 9' x 4' 6"; tires, 1 $\frac{1}{2}$ x $\frac{1}{2}$; axles, 1 $\frac{1}{2}$. Capacity, 1,500 to 1,800 lbs. Shafts.



No. 303 EXPRESS and BAGGAGE WAGON

Full platform gear ; size body, 9' x 5' ; wheels, 34" high ; tires, $1\frac{3}{4}$ x $\frac{1}{2}$; axles, $1\frac{1}{2}$. Capacity, 1,800 to 2,200 lbs. Shafts.

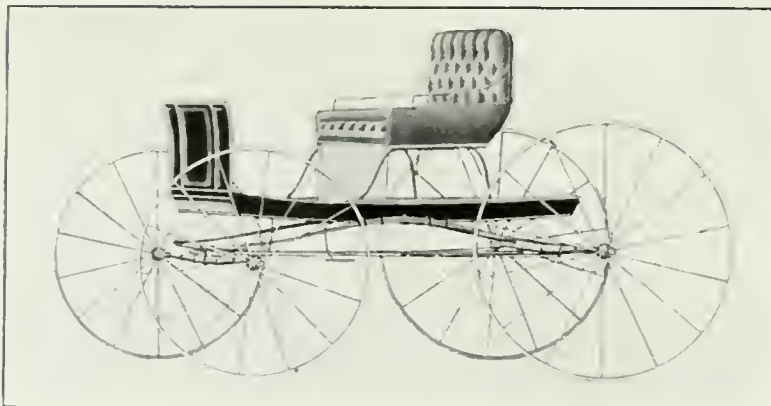


No. 304 FRUIT and EXPRESS WAGON

Full platform; body, 9' x 5'; wheels, 34" high; tires, 1 $\frac{3}{4}$ x $\frac{1}{2}$ "; axles, 1 $\frac{1}{2}$. Capacity, 1,800 to 2,200 lbs. Shafts.

No. 305

Same as No. 304, only heavier. Body, 10' x 5'; wheels, 34" high; tires, 2 x $\frac{1}{2}$ "; axles, 1 $\frac{5}{8}$; pole. Capacity, 2,500 to 3,000 lbs.



No. 310 CONCORD

Gear—15 16-inch steel axles.

Wheels—7/8 or 1-inch tires; 38 and 42 inches high.

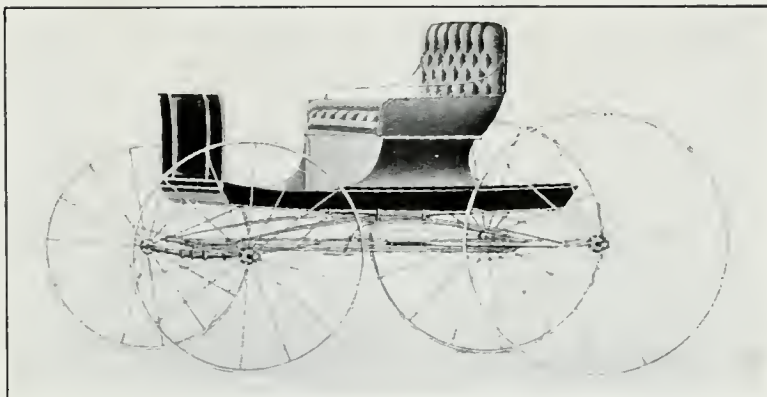
Painting—Body black, burl or colored panels.

Gear dark green or carmine.

Trimming—Leather; full spring back and cushion. Silver caps.

No. 310a

Same as above with three-quarter wheels.



No. 311 SOLID RISER CONCORD

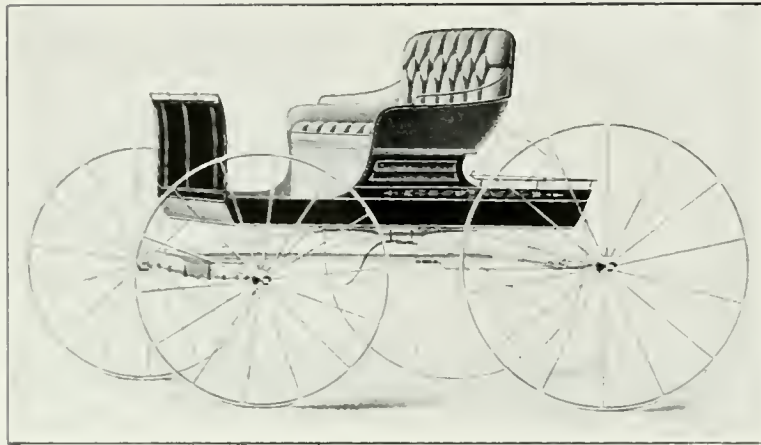
Gear— $15/16$ -inch steel axles. Gear same as No. 310.

Wheels— $7/8$ or 1-inch tires; 38 and 42 inches high.

Painting—Body black, burl or colored panels.

Gear dark green or carmine.

Trimming—Leather; full spring back and cushion. Silver caps.



No. 312 ROAD WAGON, BANNER GEAR


Gear— $1\frac{5}{16}$ -inch steel axles. Gear same as No. 310.

Wheels— $\frac{7}{8}$ or 1-inch tires; 38 and 42 inches high.

Painting—Body black or colored panels, nicely striped.

Gear deep green or carmine.

Trimming—Leather; full spring back and cushion. Silver caps.



No. 313 FANCY WAGON

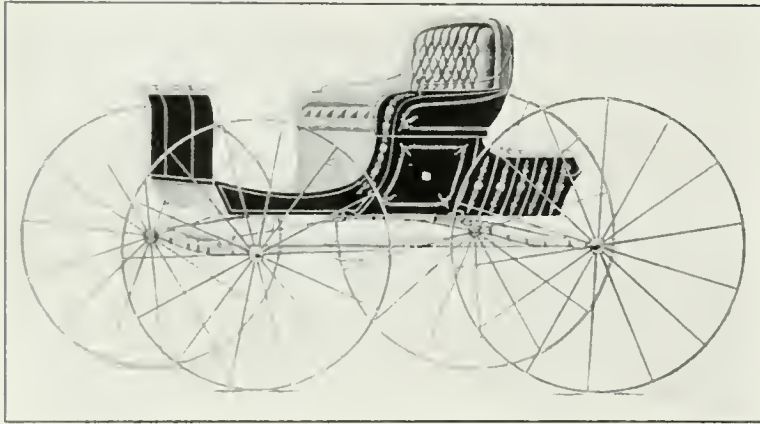
Gear— $15/16$ -inch steel axles.

Wheels— $7/8$ or 1-inch tires; 38 and 42 inches high.

Painting—Body burl or fancy colored panels, nicely striped and ornamented.

Gear dark green or carmine.

Trimming—Leather; full spring back and cushion. Silver caps.



NO. 314. LINWOOD.

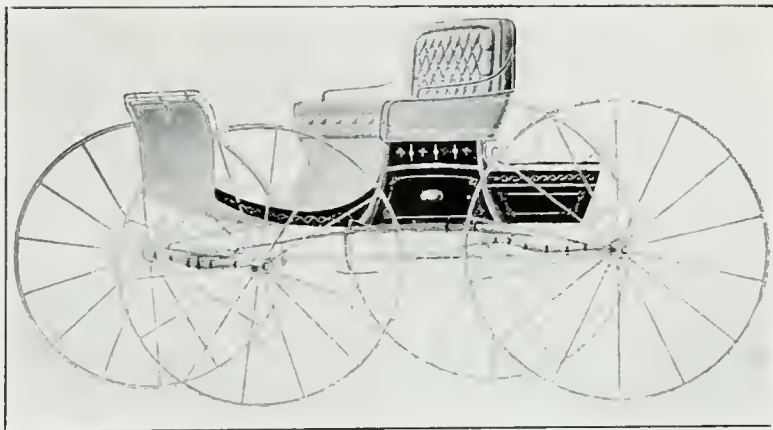
Gear—15, 16-inch steel axles.

Wheels— $\frac{7}{8}$ or 1-inch tires; 38 and 42 inches high.

Painting—Body burl or fancy colored panels, nicely striped and ornamented.

Gear dark green or carmine.

Trimming—Leather; full spring back and cushion. Silver caps.



No. 315 NEWBURY

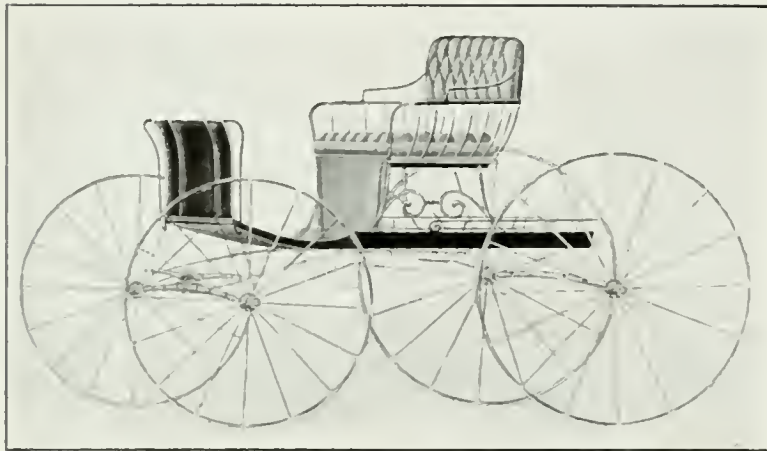
Gear— $1\frac{5}{16}$ -inch steel axles.

Wheels— $\frac{7}{8}$ or 1-inch tires; 38 and 42 inches high.

Painting—Body burl or fancy colored panels, nicely striped and ornamented.

Gear dark green or carmine.

Trimming—Leather; full spring back and cushion. Silver caps.



No. 316 LIGHT ROAD WAGON

Gear— $1\frac{5}{16}$ -inch steel axles; No. 2 low arch axles. Gear same as No. 310.


Wheels— $\frac{7}{8}$ or 1-inch tires; 38 and 42 inches high.

Body— $23\frac{1}{2}$ x 56, wing dash.

Painting—Body black.

Gear black, dark green or carmine.

Trimming—Leather or all-wool cloth; back and cushions. Silver caps.



No. 317 NEW ROAD WAGON, STICK SEAT

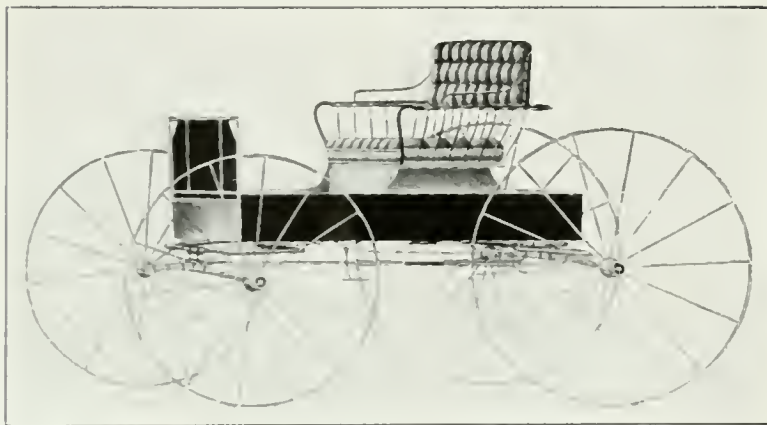
Gear—15/16-inch steel axles; No. 2 axle.

Wheels— $\frac{7}{8}$ or 1-inch tires; 38 and 42 inches high; wood spring bars.

Painting—Body black or dark colors.

Gear black, dark green or carmine.

Trimming—Leather; back and cushions. Silver caps.



No. 320 SHULER SPRING

Gear—15 16-inch steel axles.


Wheels—7/8 or 1-inch tires; 38 and 42 inches high.

Body—23 1/2 x 56.

Painting—Body black.

Gear black, dark green or carmine.

Trimming—Leather or whipcord. Silver caps. Seat fenders extra.



No. 321 DRIVING WAGON

Gear— $15/16$ -inch steel axles; No. 3 arch.

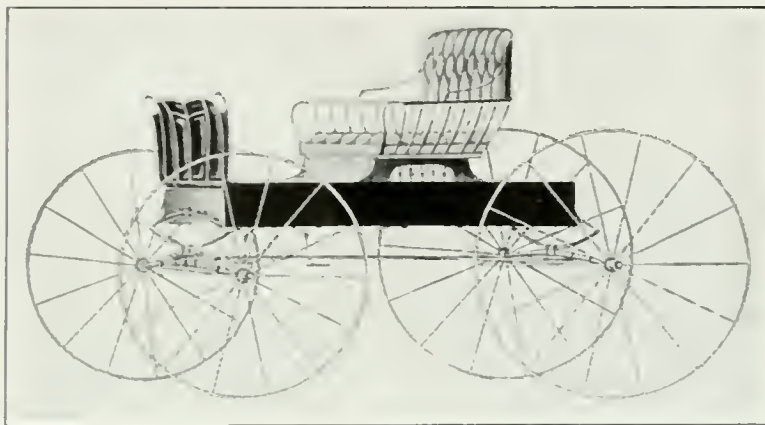
Wheels— $7/8$ or 1-inch tires; 38 and 42 inches high.

Body— $23\frac{1}{2}$ x 56.

Painting—Body black.

Gear black, dark green or carmine.

Trimming—Leather or whipcord. Silver caps.



No. 322 NEW PIANO DRIVING WAGON

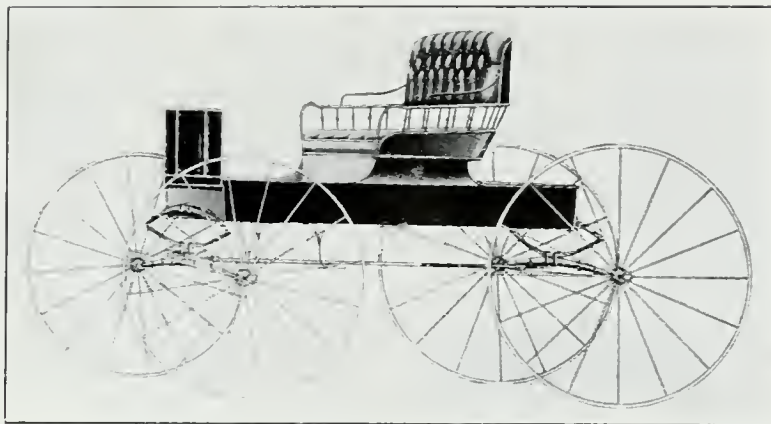
Gear—15, 16-inch steel axles; No. 2 arch. No. 20 dash.

Wheels—7 $\frac{1}{2}$ -inch tires; 38 and 42 inches high. Bailey hangers.

Painting—Body black.

Gear black, dark green or carmine.

Trimming—Leather; back and cushions. Silver caps.



No. 323 DRIVING WAGON


Gear—15/16-inch steel axles; No. 2 arch axle.

Wheels— $7\frac{3}{8}$ or 1-inch tires; 38 and 42 inches high.

Painting—Body black.

Gear dark green or carmine.

Trimming—Leather; back and cushion. Silver caps.



No. 324 NEW STYLE 3-REACH DRIVING WAGON

Gear— $1\frac{5}{16}$ -inch steel axles; No. 1 axle.


Wheels— $\frac{7}{8}$ or 1-inch tires; 38 and 42 inches high.

Body—25 x 57.

Painting—Body black.

Gear black, dark green or carmine.

Trimming—Leather, whipcord or all-wool cloth. Silver caps.



No. 325 NEW ROAD WAGON, NEW SEAT


Gear—1-inch steel axles; No. 2 low-arch axle.

Wheels— $\frac{7}{8}$ or 1-inch tires; 38 and 42 inches high.

Painting—Body black or colors.

Gear painted black or dark green.

Trimming—Leather, whipcord or all-wool cloth. Silver caps.



No. 326 NEW PIANO ROAD WAGON

Gear—15 16-inch steel axles; No. 2 arch axle.


Wheels— $\frac{7}{8}$ or 1-inch tires—38 and 42 inches high.

Body— $23\frac{1}{2}$ x 56. No. 20 dash.

Painting—Body black.

Gear black, dark green or carmine.

Trimming—Leather or whipcord. Silver caps. Seat fenders.



No. 327 DRIVING WAGON, NEW SEAT


Quick-arch bike gear. Short wood bed. No. 4 axles, high arch.
Wheels— $\frac{7}{8}$ -inch steel or rubber tires.

Body— $23\frac{1}{2}$ x 56. No. 20 dash.

Painting—Body black.

Gear black, dark green or carmine.

Trimming—Leather, whipcord or all-wool cloth. Silver caps.



No. 328 DRIVING WAGON, NEW SEAT

Gear— $1\frac{5}{16}$ -inch steel axles; No. 2 arch.


Wheels— $\frac{7}{8}$ or 1-inch tires; 38 and 42 inches high. Bailey hangers or wood spring bars.

Body—56 x 23. No. 20 dash.

Painting—Body black.

Gear black, dark green or carmine.

Trimming—Leather or whipcord; back and cushions. Silver caps.



No. 330 TWO-SEATED CONCORD

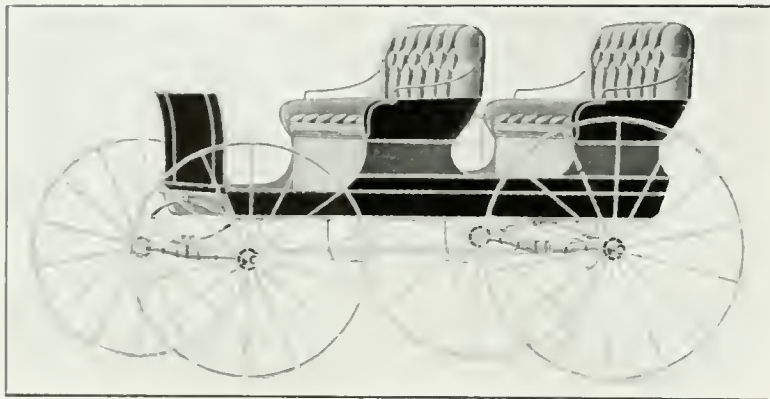
Gear—1-inch steel axles.

Wheels—1-inch tires; 38 and 42 inches high.

Painting—Body black, burl, or of dark color, nicely striped.

Gear dark green or carmine.

Trimming—Leather or pantasote; full spring backs, rail on dash. Silver caps. Shafts.



No. 331 FOUR-PASSENGER FAMILY WAGON

Gear—1 1/16-inch steel axles

Wheels—1-inch tires; 38 and 42 inches high.


Painting—Body black or dark colors.

Gear green or carmine.

Trimming—Leather. Shafts.

No. 331a

Same as above, with one seat.



No. 332 TWO-SEAT PLEASURE WAGON

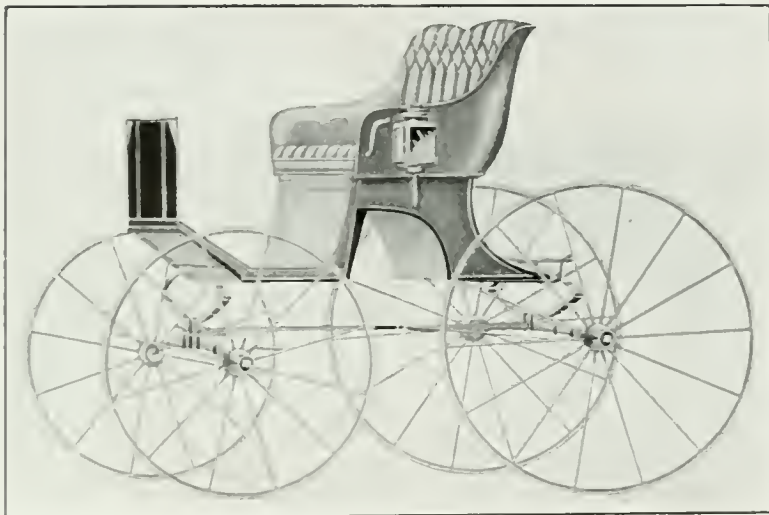
Gear—1-inch steel axles.

Wheels—1-inch tires; 38 and 42 inches high.

Painting—Body black.

Gear black or dark green. Shuler patent springs.

Trimming—Leather, whipcord or all-wool cloth. Silver caps. Shafts.



No. 333 AUTO-SEAT STANHOPE


Gear— $1\frac{5}{16}$ -inch, long distance, steel axles; No. 3 high-arch axles.

Wheels—1 or $1\frac{1}{8}$ -inch tires; 38 and 44 inches high.

Painting—Body black.

 Gear black or green.

Trimming—Leather or all-wool cloth; full spring back and cushion.



No. 334 STANHOPE

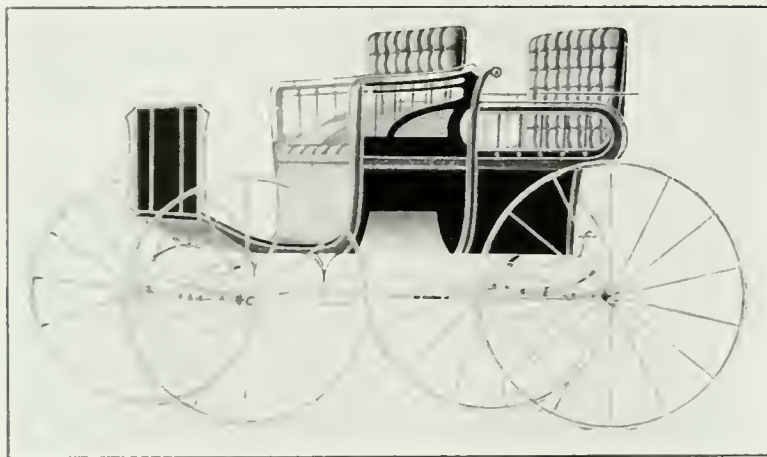
Gear—Steel; No. 3 high arch, bedded.

Wheels— $7\frac{1}{8}$ -inch steel; 38 and 42 inches high.

Painting—Body black.

Gear black or dark green.

Trimming—Leather, whipcord or all-wool cloth. Silver caps.



No. 335 ARLINGTON

Very stylish in appearance. Body is cut under to allow the carriage to turn much shorter than the ordinary straight-sill trap.

Gear— $15/16$ -inch steel axles.


Wheels—1-inch tires.

Painting—Body black, with rich colors on mouldings.
Gear black or dark, rich colors.

Trimming—Leather or fine wool cloth. Lamps and fenders. Shafts.

No. 336

Same as 335, only that the rear seat is reversible to sit back to back, or all face front, and also it has two springs behind, instead of one as shown in No. 335.



No. 337 SHULER SPRING

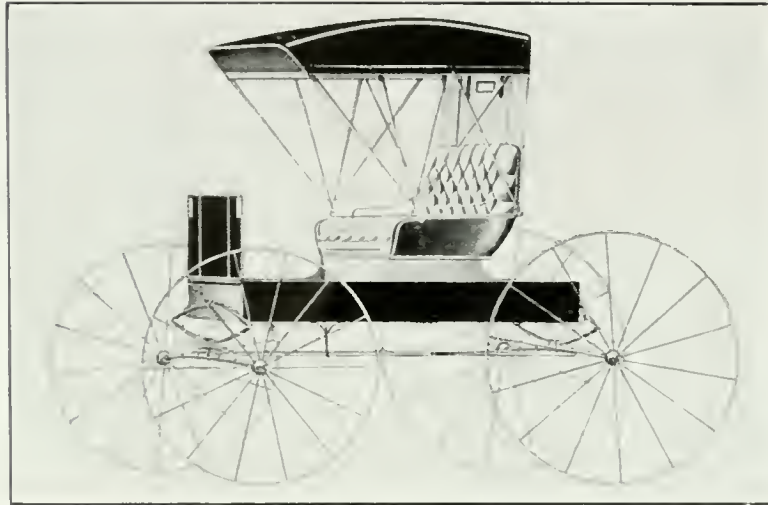
Gear— $1\frac{5}{16}$ -inch steel axles.

Wheels— $\frac{7}{8}$ or 1-inch tires; 38 and 42 inches high.

Painting—Body black or dark colors.

Gear black, dark green or carmine.

Trimming—Leather; full spring back and cushion. Silver caps.



No. 338 PIANO BODY

Gear— $15/16$ -inch steel axles.

Wheels— $7/8$ or 1-inch tires; 38 and 42 inches high. Bailey hangers or wood spring bars.

Body—56 x 23.


Painting—Body black or dark colors.

Gear black, dark green or carmine.

Trimming—Leather; full spring back and cushions. Silver caps.

No. 339


Same as above in three-quarter size. Body 56 x 21.



No. 342 OUR SPECIAL PIANO BUGGY

Body—Finished mahogany, in design as illustrated.

Gear—Carmine or green, nicely striped.



No. 343 PIANO, WOOD SPRING BARS

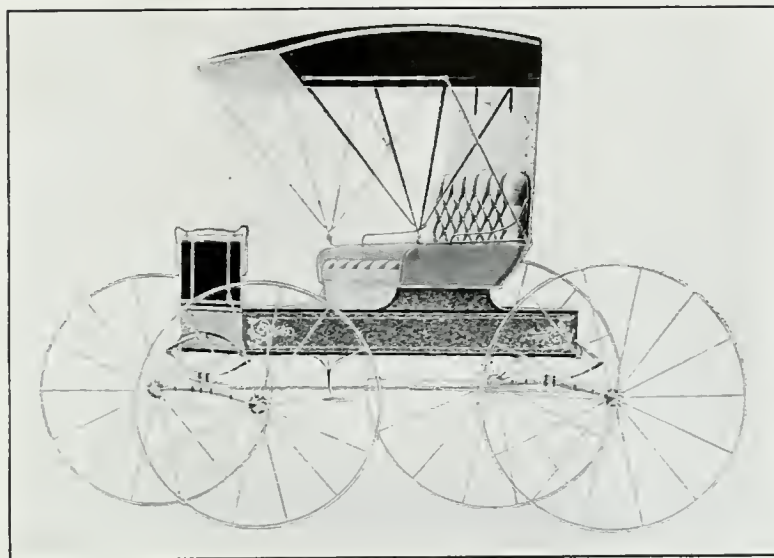
Gear— $15/16$ -inch steel axles. No. 1 or 2 axle.

Wheels— $7/8$ or 1-inch tires; 38 and 42 inches high; Bailey hangers or wood spring bars.

Painting—Body black or dark colors.

Gear black, dark green or carmine.

Trimming—Leather; full spring back and cushions. Silver caps.




No. 344 PIANO BODY

Gear— $1\frac{5}{16}$ -inch steel axles; Bailey hangers or wood spring bars.

Wheels— $\frac{7}{8}$ or 1-inch tires; 38 and 42 inches high.

Painting—Body burl panels, seat black, nicely striped and ornamented.
Gear dark green or carmine. Silver caps.




No. 345 FANCY-STRIPED PIANO

Gear—15/16-inch steel axles.

Wheels—7/8 or 1-inch tires; 38 and 42 inches high.

Painting—Body black, burlled, or dark panels and nicely striped.
Gear black, dark green or carmine.

Trimming—Leather; full spring back and cushion. Silver caps.



No. 346 THREE-REACH GEAR


Gear— $1\frac{5}{16}$ -inch steel axles.

Wheels— $\frac{7}{8}$ or 1-inch tires; 38 and 42 inches high.

Painting—Body black or dark colors.

Gear black, dark green or carmine.

Trimming—Leather; full spring back and cushion. Silver caps.



No. 347 CORNING BODY

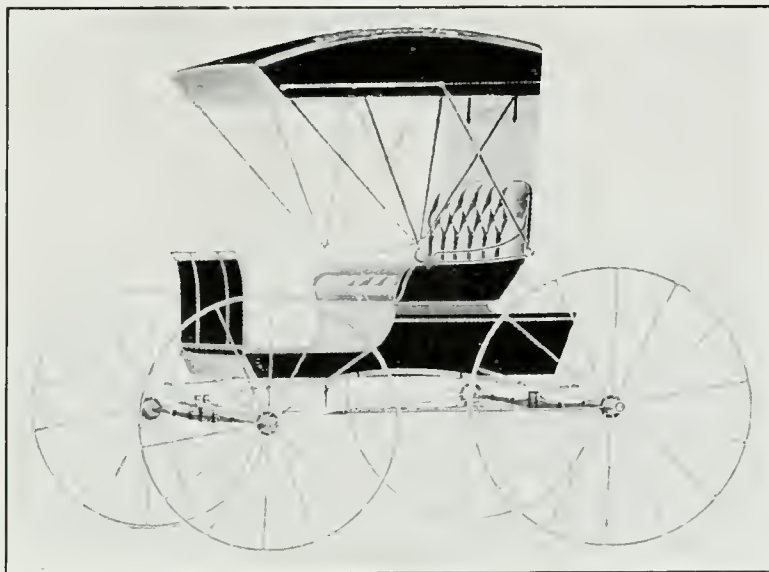
Gear— $15/16$ -inch steel axles.

Wheels— $7/8$ or 1-inch tires; 38 and 42 inches high.

Painting—Body black or dark colors.

 Gear black, dark green or carmine.

Trimming—Leather; full spring back and cushion. Silver caps.



No. 348 CORNING BODY

Gear— $15/16$ -inch steel axles; Imperial springs.

Wheels— $7/8$ or 1-inch tires; 38 and 42 inches high.

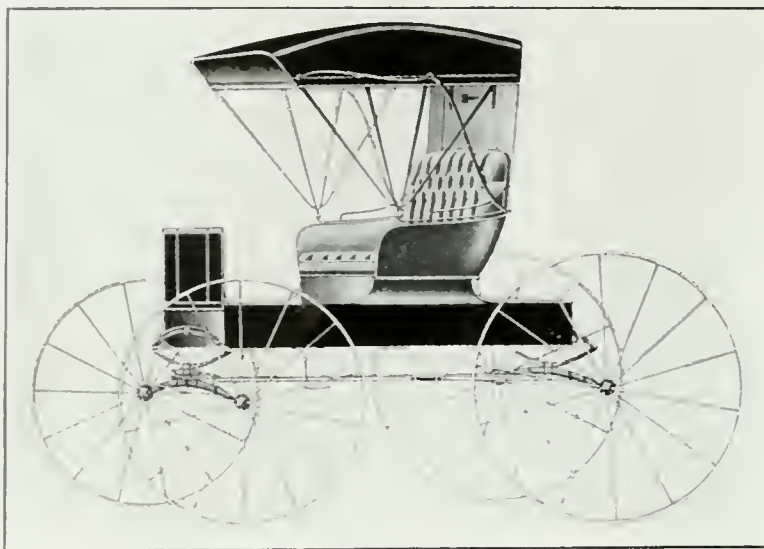
Painting—Body jet-black, or burl'd, elegantly striped and ornamented by hand.

Gear black, dark green or carmine.

Trimming—Leather; full spring back and cushion. Silver caps.

No. 349

Same as above with Banner gear, same as No. 315.



No. 350 PHAETON-SEAT PIANO BODY

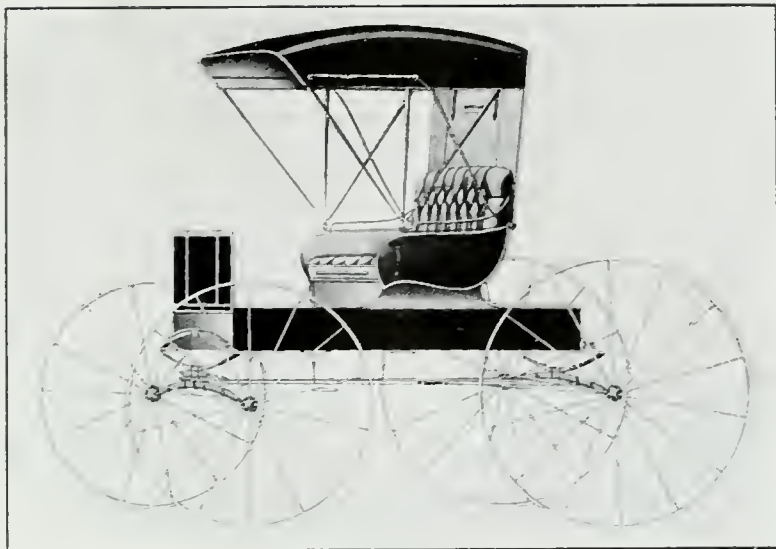
Gear—15 16-inch steel axles. No. 1 or 2 axle.

Wheels— $7\frac{1}{8}$ or 1-inch tires; 38 and 42 inches high. Bailey hangers or wood spring bars.

Painting—Body black.

Gear black, dark green or carmine.

Trimming—Leather; full spring back and cushions. Silver caps.



No. 352 SPECIAL-SEAT TOP BUGGY

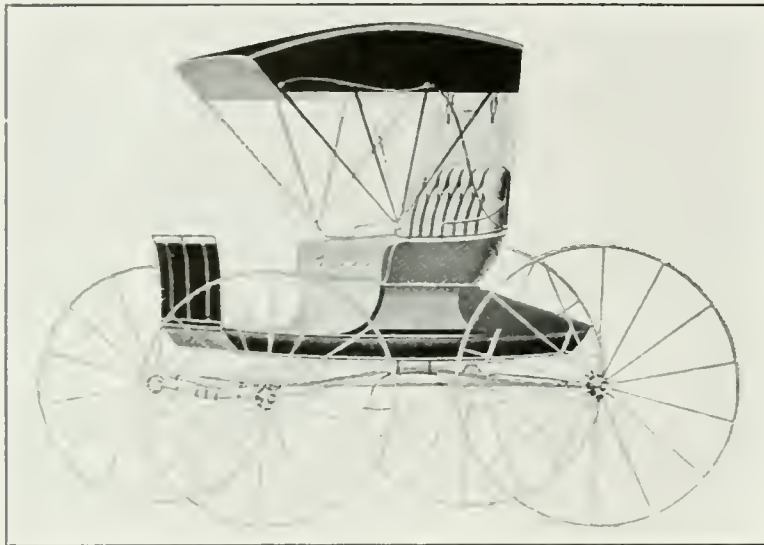
Gear—15/16-inch steel axles. No. 1 or 2.

Wheels—7/8 or 1-inch tires; 38 and 42 inches high.

Painting—Body black.

Gear black, dark green or carmine.

Trimming—Leather or all-wool cloth; full spring back and cushion.
Silver caps.



No. 353 THREE-REACH CONCORD

Gear—15 16-inch steel axles, 3-reach.

Wheels—7 $\frac{3}{8}$ or 1-inch tires; 38 and 42 inches high.


Painting—Body black or dark colors.

Gear dark green or carmine.

Trimming—Leather; full spring back and cushion. Silver caps.
Extra for boot.

No. 354

Same as above without top. Extra for boot.



No. 355 NEW PIANO TOP WAGON


Gear— $1\frac{5}{16}$ -inch steel axles. No. 2 axle.

Wheels— $\frac{7}{8}$ or 1-inch tires; 38 and 42 inches high; Bailey hangers or wood spring bars. No. 20 dash.

Painting—Body black or dark colors.

Gear black, dark green or carmine.

Trimming—Leather; full spring back and cushions. Silver caps.



No. 356 NEW ROAD WAGON, WITH TOP

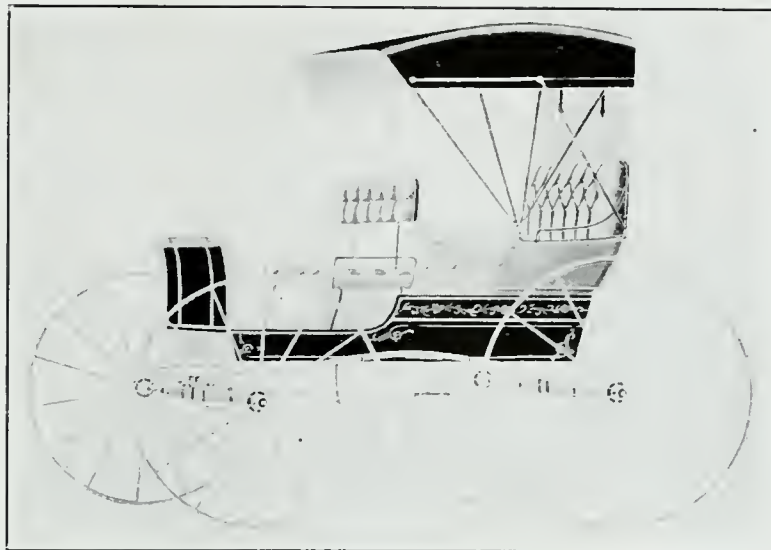
Gear—15/16-inch steel axles.

Wheels— $\frac{7}{8}$ or 1-inch tires; 38 and 42 inches high.

Painting—Body black or dark colors.

Gear dark green or carmine.

Trimming—Leather; full spring back and cushion. Silver caps.



No. 357 JUMP SEAT

Gear—1-inch steel axles; Imperial springs.

Wheels—1-inch tires; 38 and 42 inches high.

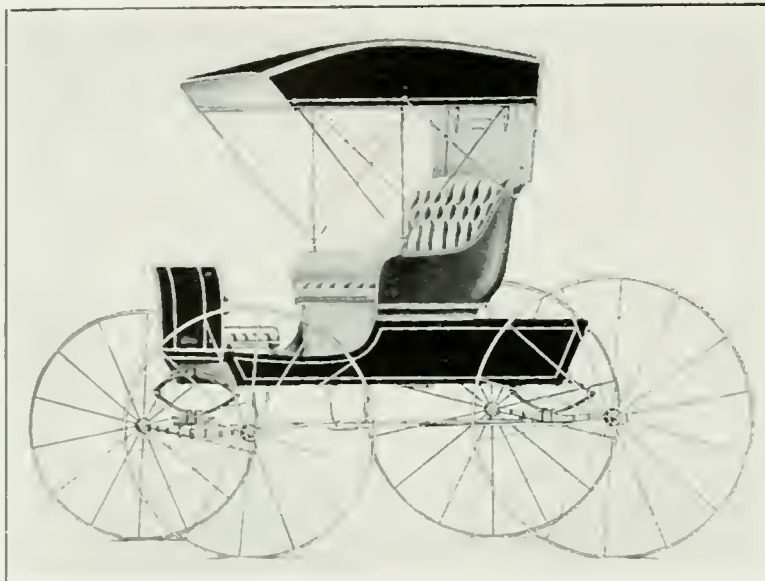
Painting—Body black, burlled, or dark panels and nicely striped.

Gear black, dark green or carmine.

Trimming—Leather; full spring back and cushion. Silver caps.

No. 358

Same as above on end-spring gear.



No. 359 No. 11 AUTO JUMP SEAT

Gear—1-inch steel axles; end springs.

Wheels—1-inch tires; 38 and 42 inches high.


Painting—Body black, burlled, or dark panels and nicely striped.

Gear black, dark green or carmine.

Trimming—Leather; full spring back and cushion. Silver caps.

No. 360

Same as above on No. 357 gear.



No. 363 TWO-SEAT CANOPY-TOP CONCORD

Gear—1-inch steel axles.

Wheels—1-inch tires; 38 and 42 inches high.


Painting—Body black, burl, or of dark color, nicely striped.

Gear dark green or carmine.

Trimming—Leather or all-wool cloth; full spring back and cushions.
Silver caps.

No. 363a

Same as above with no top.



No. 364 MIKADO


Gear—1-inch steel axles.

Wheels— $\frac{7}{8}$ or 1-inch tires; 38 and 42 inches high.

Painting—Body black, burlled or colored panels, nicely striped and ornamented by hand.

Gear painted to match the body.

Trimming—Leather. Mud fenders and lamps. Silver-plated rails on body and dash; silver caps.



No. 365 STANHOPE


Gear— $1\frac{5}{16}$ or 1-inch steel axles.

Wheels— $\frac{7}{8}$ or 1-inch tires; 38 and 42 inches high.

Painting—Body black or dark green panel.

Gear black or dark green.

Trimming—Leather, whipcord or fine all-wool cloth. Silver caps.



No. 366 PHAETON

Gear—15 16-inch steel axles.

Wheels— $7\frac{1}{8}$ or 1-inch.

Painting—Body black.


Gear green or black.

Trimming—Leather or all-wool cloth; full spring back and cushion.

Silver caps.

No. 367

Same as No. 366, only it has two springs behind instead of one.



No. 368 AUTO-SEAT TOP BUGGY No. 10 SEAT

Gear— $15/16$ -inch steel axles; No. 2 low-arch axles or No. 1 axles.

Wheels— $7/8$ or 1-inch tires; 38 and 42 inches high.

Body— $23\frac{1}{2}$ x 56.


Painting—Body black.

Gear deep green, carmine or black.

Trimming—Leather or all-wool cloth; full spring back and cushion.

Silver caps.

No. 368a Same as above, No Top



No. 369 NEW ROAD WAGON No. 13 AUTO SEAT


Gear— $1\frac{5}{16}$ -inch steel axles. No. 2 arch.

Wheels— $\frac{7}{8}$ or 1-inch tires; 38 and 42 inches high.

Painting—Body black or dark panels and nicely striped.

Gear black, dark green or carmine.

Trimming—Leather; full spring back and cushion. Silver caps.



No. 370 NEW STYLE ALL-STEEL AUTO SEAT

Gear—15/16-inch steel axles; No. 2 low-arch axles.

Wheels—7/8 or 1-inch tires; 38 and 42 inches high.

Body—23½ x 56, wing dash. No. 16.

Painting—Body black.

Gear deep green, carmine or black.

Trimming—Leather or all-wool cloth; full spring back and cushion.
Silver caps.



No. 371 SUNKEN PANEL AUTO SEAT

Quick-arch bike gear. Short wood bed. No. 4 axles.


Wheels—7 $\frac{1}{8}$ -inch steel or rubber tires.

Body—23 $\frac{1}{2}$ x 56. No. 20 dash.

Painting—Body black.

 Gear black, dark green or carmine.

Trimming—Leather, whipcord or all-wool cloth. Silver caps.



No. 372 SUNKEN PANEL AUTO SEAT


Gear—Steel axles, No. 3 high arch.

Wheels— $\frac{7}{8}$ -inch steel tires; 38 and 42 inches high. No. 20 dash.

Painting—Body black.

Gear black, dark green or carmine.

Trimming—Leather, whipcord or all-wool cloth. Silver caps.



No. 373 NEW STYLE ALL-STEEL AUTO SEAT

Gear—15/16-inch steel axles; No. 3 high-arch axle.


Wheels— $\frac{7}{8}$ or 1-inch tires; 38 and 42 inches high.

Body—23 x 56, wing dash, No. 16.

Painting—Body black.

Gear black, dark green or carmine.

Trimming—Leather, whipcord or all-wool cloth. Silver caps.



No. 374 THREE-REACH GEAR No. 13 AUTO SEAT


Gear— $15/16$ -inch steel axles.

Wheels— $7/8$ or 1-inch tires; 38 and 42 inches high; No. 20 dash.

Painting—Body black.

Gear dark green or carmine.

Trimming—Leather; full spring back and cushion. Silver caps.



No. 376 CORNING BODY No. 11 AUTO SEAT


Gear—15/16-inch steel axles.

Wheels—7/8 or 1-inch tires; 38 and 42 inches high.

Painting—Body black.

Gear deep green or carmine.

Trimming—Leather; full spring back and cushion. Silver caps.



No. 377 NEW STYLE BODY No. 13 AUTO SEAT


Gear—1-inch steel axles.

Wheels— $\frac{7}{8}$ or 1-inch tires; 38 and 42 inches high.

Painting—Body black.

Gear painted black or dark green.

Trimming—Leather, whipcord or all-wool cloth. Silver caps.



No. 378 TOP BUGGY No. 13 AUTO SEAT


Gear—Steel axles, No. 3 high arch.

Wheels— $\frac{7}{8}$ -inch steel tires; 38 and 42 inches high; No. 20 dash.

Painting—Body black.

 Gear black, dark green or carmine.

Trimming—Leather, whipcord or all-wool cloth. Silver caps.



No. 379 NEW STYLE ALL-STEEL AUTO SEAT

Gear—15/16-inch steel axles; No. 2 low-arch axles.

Wheels— $\frac{7}{8}$ or 1-inch tires; 38 and 42 inches high.


Body—23 x 56, wing dash; No. 16.

Painting—Body black.

Gear deep green, carmine or black.

Trimming—Leather or all-wool cloth; full spring back and cushion.

Silver caps.



No. 380 NEW PIANO No. 13 AUTO SEAT

Gear—15 16-inch steel axles; No. 2 arch axle.

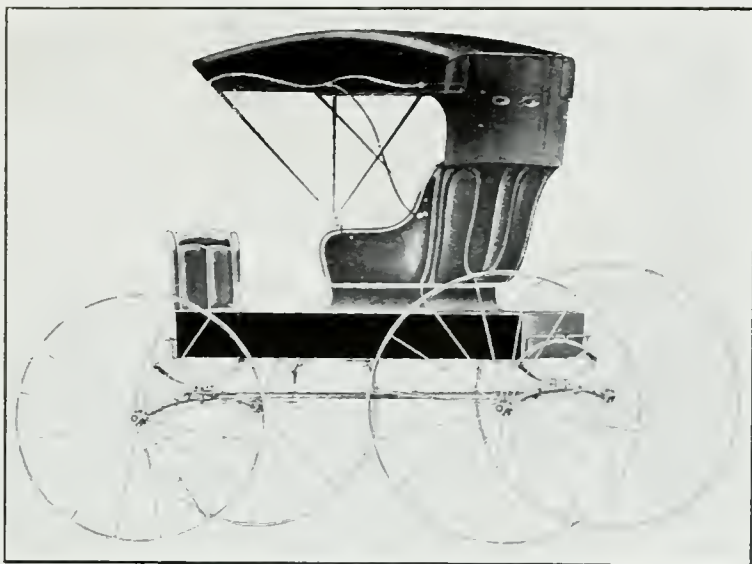
Wheels— $\frac{7}{8}$ or 1-inch tires; 38 and 42 inches high.

Body—23 x 56; No. 20 dash.

Painting—Body black.

Gear black, dark green or carmine.

Trimming—Leather, whipcord or all-wool cloth. Silver caps.



No. 381 NEW STYLE AUTO SEAT

Gear—15/16-inch steel axles; No. 3 high-arch axle.


Wheels— $\frac{7}{8}$ or 1-inch tires; 38 and 42 inches high.

Body—23 x 56; No. 30 dash.

Painting—Body black.

Gear black, dark green or carmine.

Trimming—Leather, whipcord or all-wool cloth. Silver caps.



No. 382 AUTO-SEAT TOP BUGGY No. 11 SEAT


Gear— $15/16$ -inch steel axles, No. 2 arch.

Wheels— $7/8$ or 1-inch tires; 38 and 42 inches high. Bailey hangers.
No. 30 dash.

Painting—Body black.

Gear black, dark green or carmine.

Trimming—Leather; full spring back and cushions. Silver caps.



No. 383 CUT-UNDER WAGON No. 13 AUTO SEAT

Gear—15/16-inch steel axles; No. 3 high-arch axle.

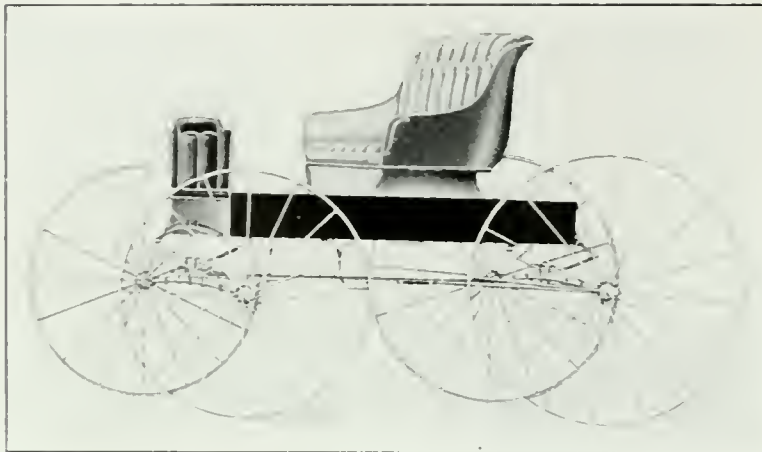
Wheels—7/8 or 1-inch tires; 38 and 42 inches high.

Body—23 x 56, wing dash; No. 16.

Painting—Body black.

Gear black, dark green or carmine.

Trimming—Leather, whipcord or all-wool cloth. Silver caps.



No. 384 No. 11 AUTO SEAT

Gear—15/16-inch steel axles; No. 2 low-arch axles.


Wheels—7/8 or 1-inch tires; 38 and 42 inches high; Bailey hangers.

Body—23½ x 56; No. 30 dash.

Painting—Body black.

Gear black, dark green or carmine.

Trimming—Leather or all-wool cloth; full spring back and cushions.
Silver caps.



No. 385 CORNING BODY No. 12 SEAT

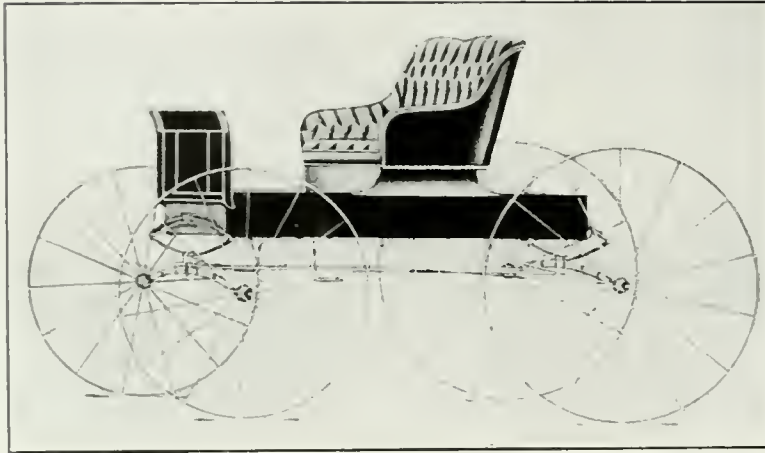
Gear—15/16-inch steel axles. No. 1 or 2 arch.

Wheels— $\frac{7}{8}$ or 1-inch tires; 38 and 42 inches high.

Painting—Body black.

Gear dark green or carmine.

Trimming—Leather; full spring back and cushion. Silver caps.



No. 386 NEW STYLE ALL-STEEL AUTO SEAT

Gear— $1\frac{5}{16}$ -inch steel axles; No. 3 high-arch axle.


Wheels— $\frac{7}{8}$ or 1-inch tires; 38 and 42 inches high.

Body—23 x 56, wing dash; No. 16.

Painting—Body black.

Gear black, dark green or carmine.

Trimming—Leather, whipcord or all-wool cloth. Silver caps.



No. 387 No. 13 AUTO SEAT

Gear— $15/16$ -inch steel axles; No. 3 high-arch axles.


Wheels— $7/8$ or 1-inch tires; 38 and 42 inches high.

Body—23 x 56; No. 20 dash.

Painting—Body jet-black.

Gear black, dark green or carmine.

Trimming—Leather; full spring back and cushion. Silver caps.



No. 388 CUT-UNDER WAGON, NEW SEAT


Gear—Steel axles, No. 3 high arch.

Wheels— $7\frac{1}{8}$ -inch steel.

Painting—Body black.

Gear black or green.

Trimming—Leather, whipcord or all-wool cloth. Silver caps.



**No. 389 NEW STYLE 3-REACH AUTO SEAT
DRIVING WAGON**

Gear— $1\frac{5}{16}$ -inch steel axles; No. 1 axle.

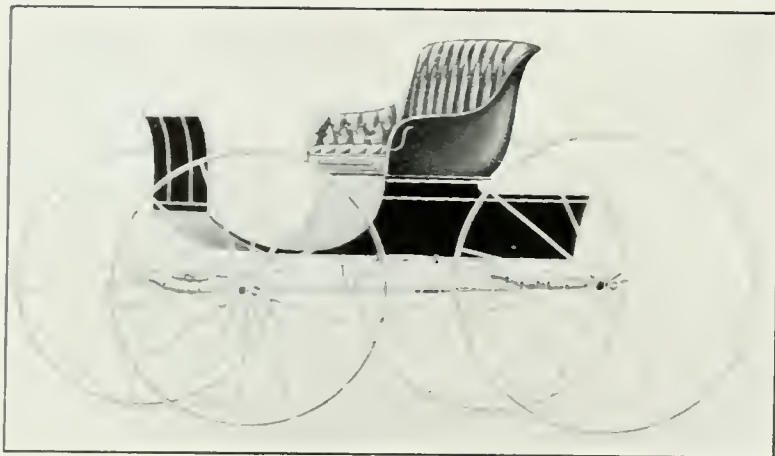
Wheels— $\frac{7}{8}$ or 1-inch tires; 38 and 42 inches high.

Body—25 x 57.

Painting—Body black.

Gear black, dark green or carmine.

Trimming—Leather or whipcord. Silver caps.



No. 390 NEW STYLE BODY No. 12 AUTO SEAT


Gear— $15/16$ -inch steel axles.

Wheels— $7/8$ or 1-inch tires; 38 and 42 inches high.

Painting—Body dark colors.

Gear dark green or carmine.

Trimming—Leather or whipcord; full spring backs and cushions. Silver caps.



No. 391 AUTO-SEAT CONCORD No. 11 SEAT

Gear— $15/16$ -inch steel axles.

Wheels— $7/8$ or 1-inch tires; 38 and 42 inches high.


Painting—Body black.

Gear dark green or carmine.

Trimming—Leather; full spring back and cushion. Silver caps.

No. 392

Same as above with No. 13 auto seat. Extra for boot. Top can be put on No. 391 or No. 392.



No. 393 NEW STYLE ALL-STEEL AUTO SEAT

Gear—15/16-inch steel axles; No. 2 low-arch axles.

Wheels— $\frac{7}{8}$ or 1-inch tires; 38 and 42 inches high; Bailey hangers.


Body— $23\frac{1}{2}$ x 56, wing dash; No. 16.

Painting—Body black.

Gear black, dark green or carmine.

Trimming—Leather or all-wool cloth; full spring back and cushions.

Silver caps.



No. 394 NEW PIANO SUNKEN-PANEL AUTO SEAT

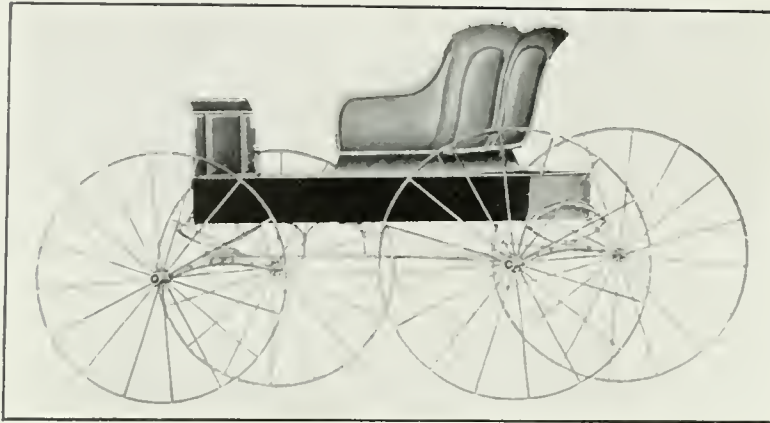
Gear—15/16-inch steel axles. No. 2 arch axles.

Wheels— $\frac{7}{8}$ or 1-inch tires; 38 and 42 inches high; No. 20 dash.

Painting—Body black.

Gear black, dark green or carmine.

Trimming—Leather or all-wool cloth; full spring back and cushion.
Silver caps.



**No. 395 NEW YORK SUNKEN-PANEL AUTO SEAT
"LATEST STYLE"**

Gear— $15/16$ -inch steel axles; No. 3 high-arch axle.

Wheels— $7/8$ or 1-inch tires; 38 and 42 inches high.

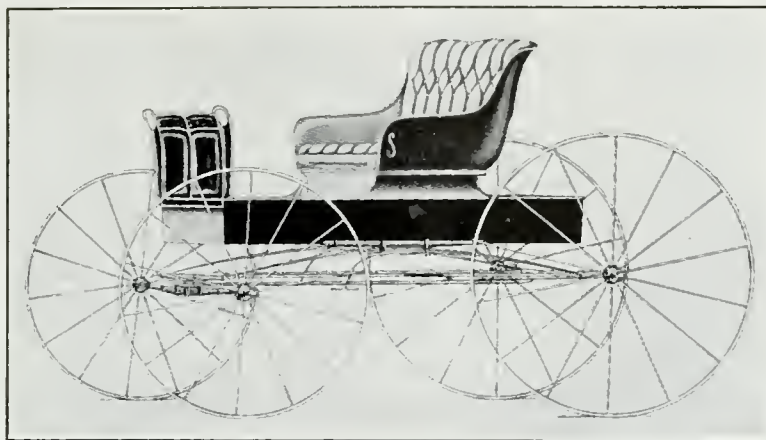
Painting—Body black.

Gear dark green, carmine or black.

Trimming—Leather or all-wool cloth; full spring back and cushion.
Silver caps.

No. 396

Same as above with No. 2 arch axles.



No. 397 THREE-REACH GEAR No. 13 AUTO SEAT

Gear— $15/16$ -inch steel axles.


Wheels— $7/8$ or 1-inch tires; 38 and 42 inches high.

Body— $23\frac{1}{2}$ x 56; No. 20 dash.

Painting—Body black.

Gear deep green, carmine or black.

Trimming—Leather or all-wool cloth; full spring back and cushion.
Silver caps.



No. 398 CUT-UNDER WAGON No. 13 AUTO SEAT

Gear— $15/16$ -inch steel axles; No. 3 high-arch axle.

Wheels— $7/8$ or 1-inch tires; 38 and 42 inches high.


Body—23 x 56, wing dash; No. 16.

Painting—Body black.

Gear black, dark green or carmine.

Trimming—Leather, whipcord or all-wool cloth. Silver caps.


THIS GEAR CANNOT BE USED ON PIANO WITH ROPES



No. 399 NEW TWIN-REACH GEAR

Note that the iron on reaches is fastened with clips, and does not cut up the iron and wood, same as bolts and rivets will do.

This gear can be supplied on all piano body jobs, at a small extra cost.



No. 402 THREE-SPRING SURREY

Gear— $1\frac{1}{8}$ -inch steel axles.

Wheels—1 or $1\frac{1}{8}$ -inch tires; 38 and 42 inches high.

Painting—Body black.

Gear black or dark green.


Trimming—Leather or all-wool cloth; full spring backs and cushions.
Pole.

No. 403

Same as above, only one spring behind.

No. 404

Cut-under body, same seats as above and one spring behind.



No. 405 SURREY


Gear— $1\frac{1}{8}$ -inch steel axles.

Wheels—1 or $1\frac{1}{8}$ -inch tires; 38 and 42 inches high.

Painting—Body black.

Gear black or dark green.

Trimming—Leather; full spring backs and cushions. Pole.



No. 406 STRAIGHT SILL SURREY No. 13 AUTO SEAT


Gear— $1\frac{1}{8}$ -inch steel axles.

Wheels—1 or $1\frac{1}{8}$ -inch tires; 38 and 42 inches high.

Painting—Body black.

Gear black or dark green.

Trimming—Leather or all-wool cloth; full spring backs and cushions.
Pole.



No. 407 CUT-UNDER 5-PASSENGER SURREY

Gear— $1\frac{1}{8}$ -inch steel axles.

Wheels—1 or $1\frac{1}{8}$ -inch tires; 38 and 42 inches high.

Painting—Body black.


Gear black or dark green.

Trimming—Leather; full spring backs and cushions. Pole.

The front-seat backs can be turned so that four persons can sit face to face and the driver can sit on the small seat that is hinged in front, or the backs can be turned to face the front.

No. 408 Same as No. 407, with straight-sill body.

No. 409 Same as above, only one spring behind.



No. 410 CUT-UNDER SURREY No. 13 AUTO SEAT

Gear— $1\frac{1}{8}$ -inch steel axles.

Wheels—1 or $1\frac{1}{8}$ -inch tires; 38 and 42 inches high.

Painting—Body all black, claret or green panels.


Gear black or green, to match body.

Trimming—Leather or all-wool cloth; full spring backs and cushions.

Pole. Lamps and fenders.

No. 411 Same as above with No. 10 auto seat.

No. 412 Same as above, but no top.



No. 413 CUT-UNDER SURREY No. 11 AUTO SEAT

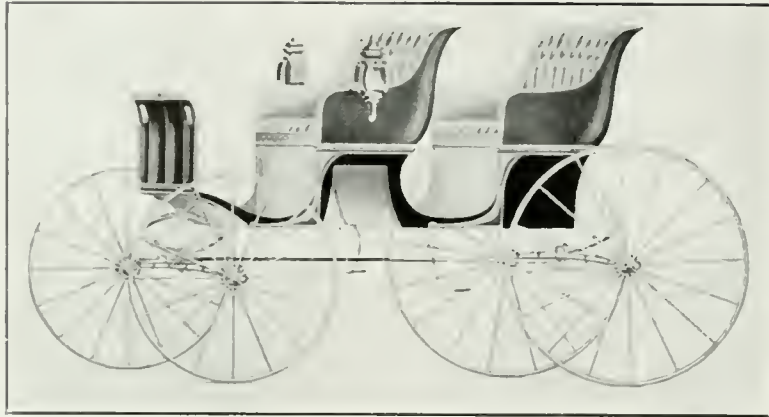
Gear— $1\frac{1}{8}$ -inch steel axles.

Wheels—1 or $1\frac{1}{8}$ -inch tires; 38 and 42 inches high.

Painting—Body black.

Gear black or dark green.

Trimming—Leather or all-wool cloth; full spring backs and cushions.
Pole.



No. 414 CUT-UNDER SURREY No. 11 AUTO SEATS

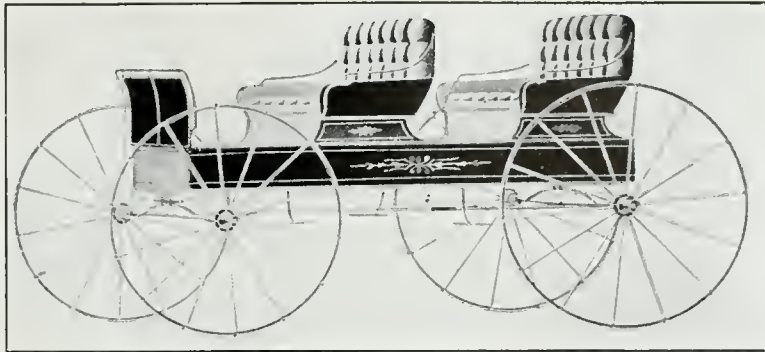
Gear— $1\frac{1}{8}$ -inch steel axles.

Wheels—1 or $1\frac{1}{8}$ -inch tires; 38 and 44 inches high.

Painting—Body black.

Gear black or dark green.

Trimming—Leather or all-wool cloth; full spring backs and cushions.
Pole.



No. 418 LIGHT FAMILY WAGON

Gear—1 1/16-inch steel axles.

Wheels—1-inch tires; 38 and 42 inches high.

Body—2-6 x 6-6.

Painting—Black or dark colors.

Gear green or carmine. Shafts.

Trimming—Imitation leather.

No. 419 ONE SEAT WAGON

Gear—1 1/16-inch steel axles.

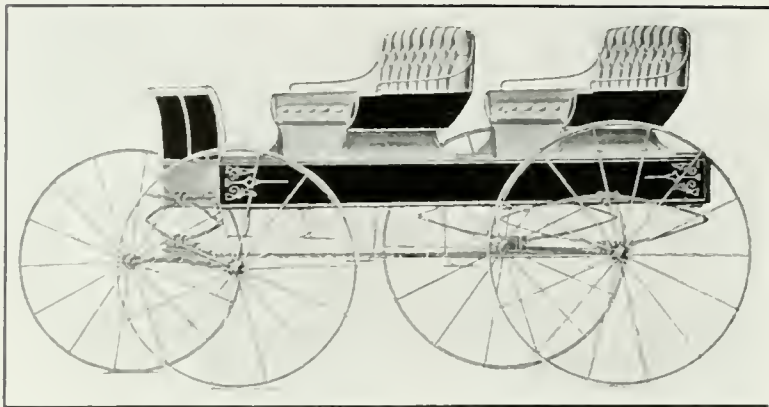
Wheels—1-inch tires; 38 and 42 inches high.

Body—2-6 x 6-0.

Painting—Black or dark colors.

Gear green or carmine. Shafts.

Trimming—Imitation leather.



No. 420 LIGHT SPRING WAGON

Gear—1 1/16-inch steel axles.

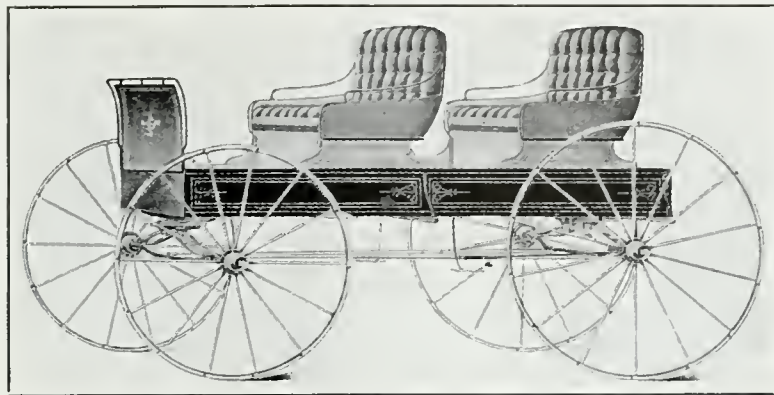
Wheels—1-inch tires; 38 and 42 inches high.

Body—2-6 x 6-6.

Painting—Body black or dark colors.

Gear green or carmine.

Trimming—Leather or pantasote. Shafts.



No. 421 1 1/16 DUPLEX-SPRING WAGON

Gear—1 1/16-inch steel axles.

Wheels—1-inch tires; 38 and 42 inches high.

Body—2-6 x 6-6.

Painting—Body black or dark colors.

Gear green or carmine. Pole.

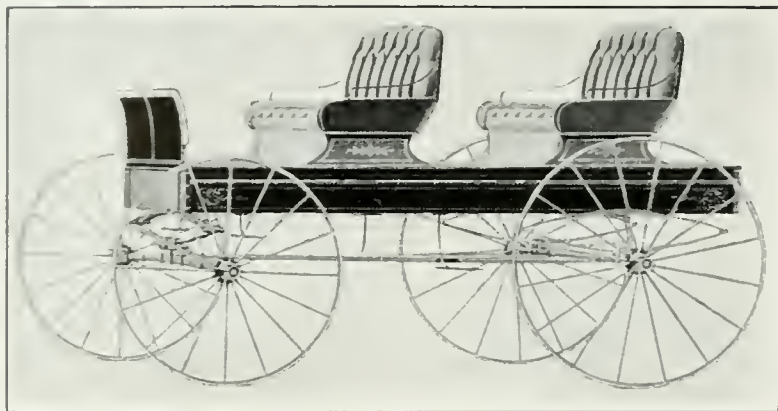
Trimming—Leather or pantasote.

No. 421a

1 1/8 axle, 1 1/8 tire; wheels 40 and 44 inches high; body 2-9 x 7-6.

No. 421b

1 1/4 axle, 1 1/4 tire; wheels 40 and 44 inches high; body 3-1 x 8.



No. 422 THREE-SPRING WAGON

Gear— $1\frac{1}{8}$ -inch steel axles.

Wheels— $1\frac{1}{8}$ -inch tires; 40 and 44 inches high.

Body—2-9 x 7-5.


Painting—Body black or dark colors.

Gear green or carmine. Pole.

Trimming—Leather or pantasote.

No. 422a

$1\frac{1}{4}$ axles, $1\frac{1}{4}$ tires; wheels 40 and 44 inches high; body 3-1 x 8.



No. 423 HALF PLATFORM

Gear— $1\frac{1}{8}$ -inch steel axles.

Wheels— $1\frac{1}{8}$ -inch tires; 40 and 44 inches high.

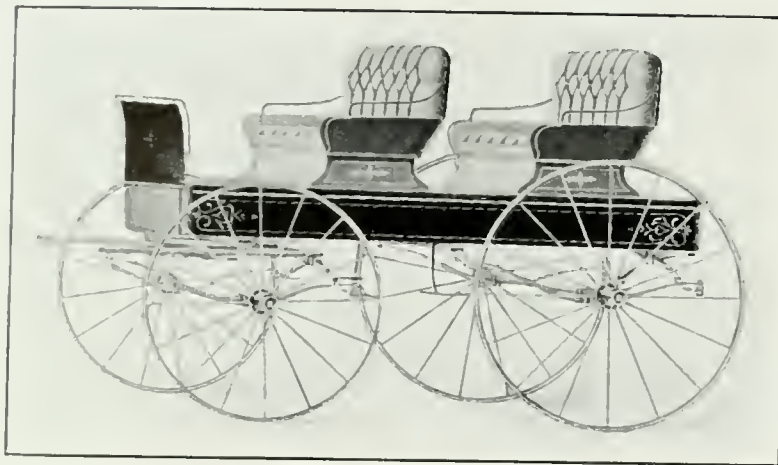
Body— $2-9 \times 7-5$.

Painting—Body black or dark color, nicely striped.
Gear green or carmine. Pole.

Trimming—Leather or pantasote.

No. 423a

$1\frac{1}{4}$ -inch axle; wheels, $1\frac{1}{4}$ -inch tire; body, $8 \times 3-1$.



No. 424 FULL PLATFORM

Gear— $1\frac{1}{8}$ -inch steel axles.

Wheels— $1\frac{1}{8}$ -inch tires; 40 and 44 inches high.

Body—2-9 x 7-5.

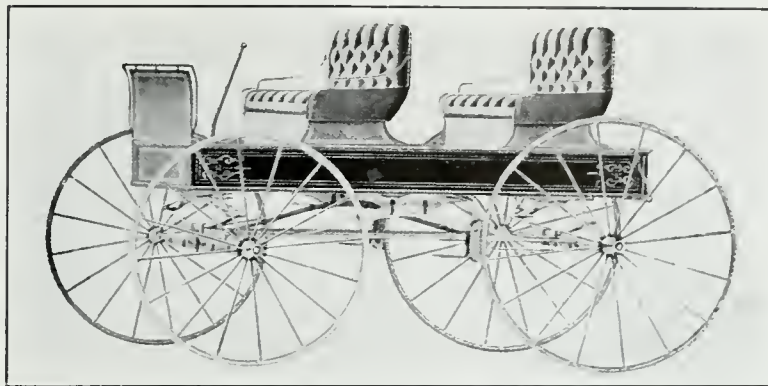
Painting—Body black or dark colors.

Gear green or carmine. Pole.

Trimming—Leather or pantasote.

.. No. 424a

$1\frac{1}{4}$ -inch axle; wheels, $1\frac{1}{4}$ -inch tires; body 8 x 3-1.



No. 425 MOUNTAIN WAGON

Gear— $1\frac{1}{4}$ -inch steel axles.

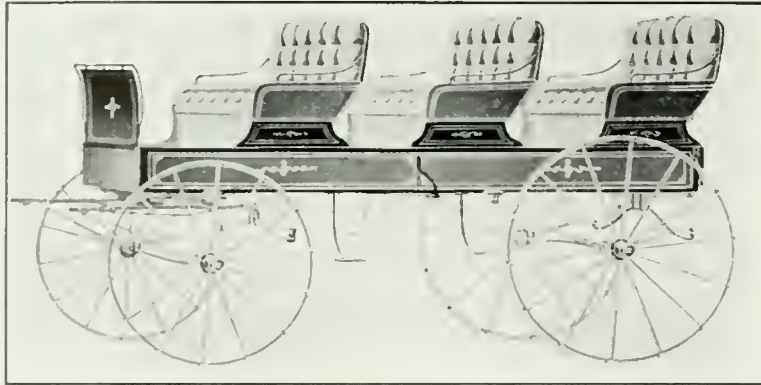
Wheels— $1\frac{1}{4}$ -inch steel tires; 40 and 44 inches high.

Body—7-5 x 3-1.

Painting—Body black and striped.

Gear dark green or carmine.

Trimming—Leather. Pole and brake.



No. 426 THREE-SEAT WAGON

Gear— $1\frac{1}{4}$ -inch steel axles.

Wheels— $1\frac{1}{4}$ -inch tires.

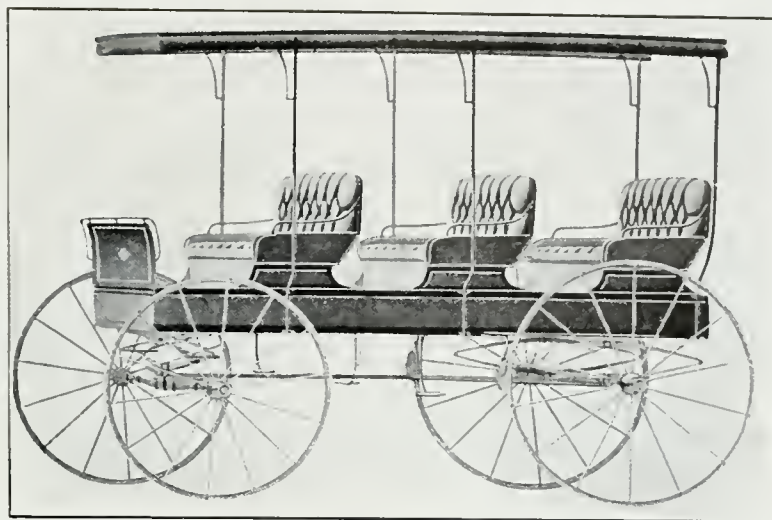
Body— $3-1 \times 9-0$.

Painting—Body black or dark colors, nicely striped.
Gear green or carmine. Pole.

Trimming—Leather or pantasote.

No. 426a

Body— $3-4 \times 10-0$; heavy springs. $1\frac{1}{4}$ -inch axles. $1\frac{1}{4}$ -inch wheels.



No. 427 CANOPY-TOP WAGON

Gear— $1\frac{1}{4}$ -inch steel axles.

Wheels— $1\frac{1}{4}$ -inch tires.

Body—3-1 x 9-0.

Painting—Body black or dark colors, nicely striped.

Gear green or carmine. Pole.

Trimming—Leather or pantasote.

No. 427a

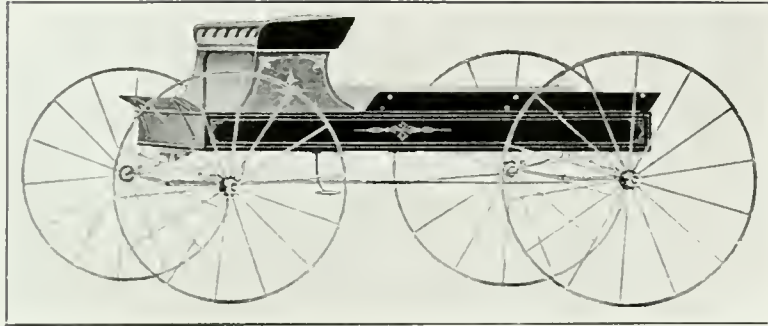
Body—3-4 x 10-0; heavy springs. $1\frac{1}{4}$ -inch axles. $1\frac{1}{4}$ -inch wheels.

No. 427b

Same as above, only with platform springs behind.

No. 427c

Heavy, platform springs behind.



No. 429 LIGHT DELIVERY WAGON

Gear—1 1/16-inch steel axles. Handy springs.


Wheels—1-inch tires; 38 and 42 inches high.

Body—6-6 x 30.

Painting—Body black or colors.

Gear carmine or yellow. Shafts. Side boards extra.

Capacity—600 to 700 lbs. Made in one size only.



No. 430 1 $\frac{1}{8}$ DELIVERY WAGON

Gear—1 $\frac{1}{8}$ -inch steel axles.

Wheels—1 $\frac{1}{8}$ -inch tires; 40 and 44 inches high.

Body—7 x 38 x 10 deep.

Painting—Body black or carmine.

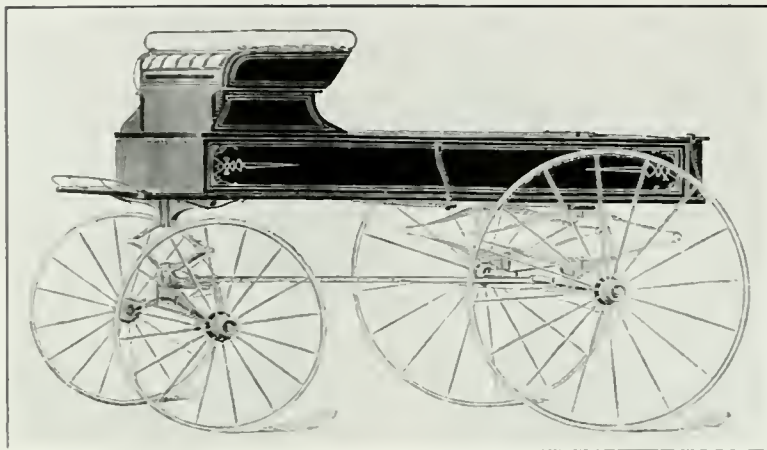
Gear carmine or yellow. Shafts. Side boards extra.

Capacity—900 to 1,100 lbs.

No. 430a

1 $\frac{1}{4}$, same as above, only 1 $\frac{1}{4}$ tire and axles; body 8 x 38 x 10 deep.

Capacity—1,200 to 1,400 lbs.



No. 431 LIGHT SHORT-TURN DELIVERY WAGON

Gear— $1\frac{1}{8}$ -inch steel axles.


Wheels— $1\frac{1}{4}$ -inch tire; 34 and 44 inches high.

Body—6-6 x 44 x 8 deep.

Painting—Body black, green or carmine.

Gear yellow or carmine. Shafts. Side boards extra.

Capacity—800 to 900 pounds.



No. 432 SHORT-TURN WAGON

Gear— $1\frac{1}{8}$ -inch steel axles; Wood hound gear.

Wheels— $1\frac{1}{4}$ -inch tires; 34 and 44 inches high. Front axles raised to allow the front wheels to pass under the body in turning.

Body—7 x 44 x 10 deep.

Painting—Body green or carmine.

Gear yellow or red, nicely ornamented. Shafts. Side boards extra.

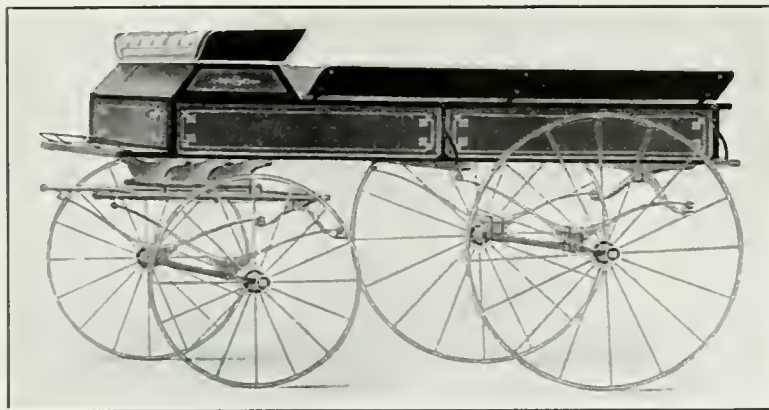
Capacity—900 to 1,100 lbs.

No. 432a

Body—7-10 x 44 x 10 deep.

Axles— $1\frac{1}{4}$ -inch, tires $1\frac{3}{8}$ -inch.

Capacity—1,100 to 1,400 lbs.



No. 433 FULL PLATFORM-SPRING DELIVERY WAGON

Gear— $1\frac{1}{8}$ -inch steel axles.

Wheels— $1\frac{1}{4}$ -inch tires; 34 and 44 inches high. Body raised to allow front wheels to pass under the body in turning.

Body—7 x 44 x 10 deep.

Painting—Body black or carmine.

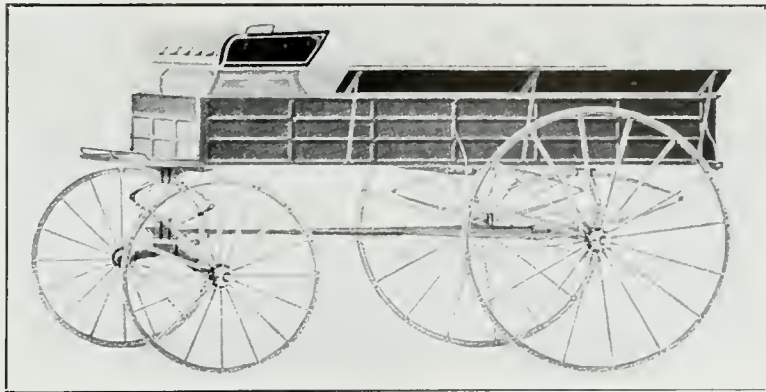
Gear carmine or yellow. Shafts. Side boards extra.

Capacity—900 to 1,100 lbs.

No. 433a

$1\frac{1}{4}$ axles and $1\frac{3}{8}$ tires; body 7-10 x 44 x 10 deep.

Capacity—1,100 to 1,400 lbs.



No. 434 SHORT-TURN PANEL DELIVERY WAGON

Gear— $1\frac{1}{8}$ -inch steel axles.

Wheels— $1\frac{1}{4}$ -inch tire; 34 and 44 inches high.

Body—7 x 44 x 12 inches deep.

Painting—Body black or dark colors.

Gear green, carmine or yellow.

Trimming—Leather. Side boards extra. Shafts.

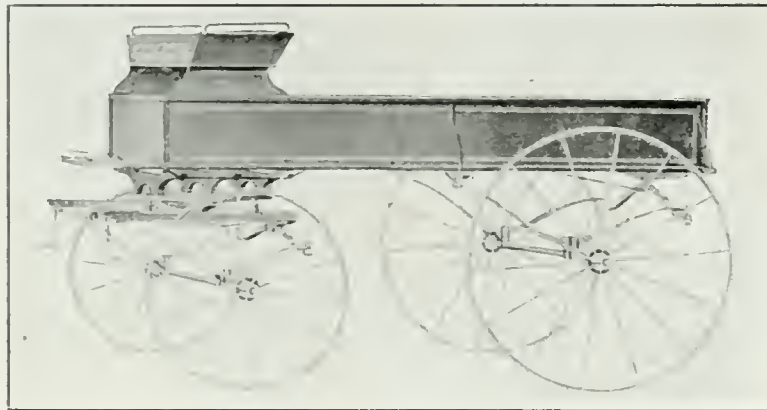
Capacity—900 to 1,100 lbs.

No. 434a

Axles $1\frac{1}{4}$ inches; wheels $1\frac{3}{8}$ inches; body 7-10 x 44 x 12 inches deep.
Capacity—1,100 to 1,400 lbs.

No. 434b

Axles $1\frac{3}{8}$ inches; wheels $1\frac{1}{2}$ inches; body 7-10 x 44 x 12 inches deep.
Capacity—1,400 to 1,800 lbs.



No. 435 HEAVY PLATFORM WAGON

Gear— $1\frac{3}{8}$ axles; wheels, $1\frac{1}{2} \times \frac{1}{2}$ tires.

Body— $9 \times 44 \times 13\frac{1}{2}$ deep.

Painting—Green or carmine.

Capacity—1,600 to 1,800 lbs. Shafts.

No. 435a


Axles $1\frac{1}{2}$; tires $1\frac{3}{4} \times \frac{1}{2}$; body $10 \times 48 \times 13\frac{1}{2}$. Shafts.

No. 436 HEAVY THREE-SPRING WAGON

Body, $9 \times 44 \times 13\frac{1}{2}$; axles $1\frac{3}{8}$; wheels $1\frac{1}{2} \times \frac{1}{2}$ tires. Shafts.

No. 436a

Axles $1\frac{1}{2}$; tires $1\frac{3}{4} \times \frac{1}{2}$; body $10 \times 48 \times 13\frac{1}{2}$. Shafts, side boards extra.



No. 437 LOW-TOP DELIVERY WAGON

Body—7 ft. long, 44 in. wide. Top can be taken off and wagon used as an open wagon.


Wheels—1¼-inch tires; 34 and 44 inches high; rims riveted at each spoke.

Gear—1⅝-inch double-collar steel axles, well ironed; springs oil-tempered.

Painting—Gear red or green, nicely striped. Body painted to harmonize. Top made to knock down for shipping. Sides enamelled duck; rubber curtains on back and sides.

No. 437a

Same body as No. 437, with 1¼-inch axles, 1⅝-inch tires and heavier springs.



No. 438 PORTABLE-TOP DELIVERY WAGON

Body—7 feet long, 44 inches wide, drop end gate, rubber side and back curtains. Top can be knocked down for shipping.


Wheels—1¼-inch tire; 34 and 44 inches high; rims riveted at each spoke.

Gear—1½-inch double-collar steel axles, full circles, rear axle bedded with wood hounds, well ironed. Gear raised to allow front wheels to pass under body.

Painting—Gear red, green or yellow, well striped. Body nicely painted, striped and ornamented to harmonize with the gear. Shafts.

No. 438a

Same body as No. 438, with 1¼-inch axles, 1½-inch tires and heavier springs.



No. 439 PORTABLE-TOP DELIVERY WAGON

Body—7 feet long, 44 inches wide. Top can be taken off and wagon used as an open wagon.


Wheels—1¼-inch tires; 34 and 44 inches high; rims riveted at each spoke.

Gear—1½-inch steel axles, well ironed; springs oil-tempered. Shafts.

Painting—Gear red or green, nicely striped. Body painted to harmonize. Lettering extra. Top made to knock down for shipping; sides enamelled duck, rubber curtains on back and sides.

No. 439a

Same body as No. 439, with 1¼-inch axles, 1⅓-inch tires and heavier springs.



No. 440 SHORT-TURN-GEAR DELIVERY WAGON

Body—7 feet long, 44 inches wide, drop end gate, rubber side and back curtains. Top can be knocked down for shipping.

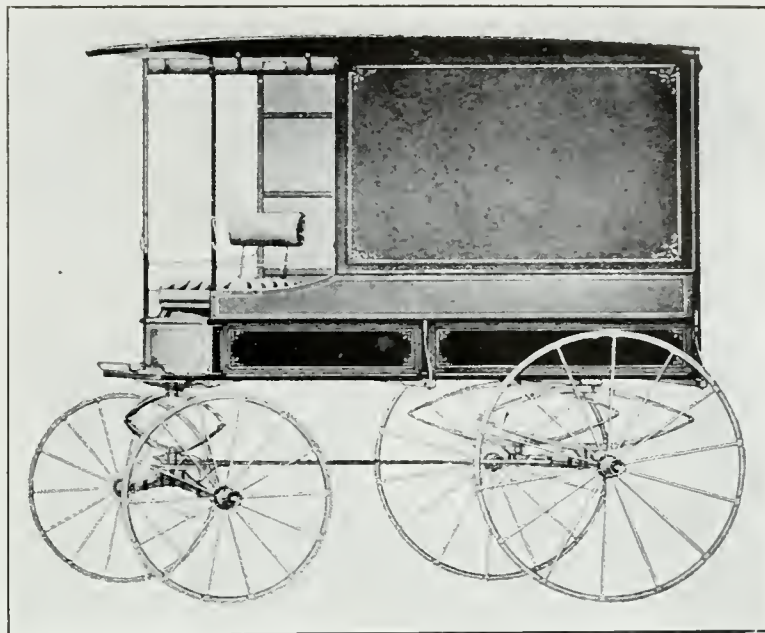
Wheels— $1\frac{1}{4}$ -inch tires; 34 and 44 inches high; rims riveted at each spoke.

Gear— $1\frac{1}{8}$ -inch double-collar steel axles, full circles, rear axle bedded with wood hounds, well ironed. Gear raised to allow front wheels to pass under body.

Painting—Gear red, green or yellow, well striped. Body nicely painted, striped and ornamented to harmonize with the gear. Shafts.

No. 440a

Same as No. 440, with $1\frac{1}{4}$ -inch axles, $1\frac{3}{8}$ -inch tires and heavier springs.



**No. 441 SHORT-TURN-GEAR GROCER OR DELIVERY
WAGON**

Body—7 feet long, 44 inches wide, drop end gate. Sides strongly framed and bolted to the top; full wood panels; rubber side and back curtains. Top can be knocked down for shipping.


Wheels—1¼-inch tires; 34 and 44 inches high; rims riveted at each spoke.

Gear—1⅝-inch double-collar steel axles, strongly ironed; springs oil-tempered. Shafts.

Painting—Gear green, red or yellow. Body painted to harmonize with gear. Lettering extra.

441a

Same as No. 441, with 1¼-inch axles, 1⅜-inch tires and heavier springs.



**No. 442 PANEL WAGON, SHORT-TURN GROCER OR
DELIVERY WAGON**

Body—7 feet long, 44 inches wide, drop end gate. Sides strongly framed and bolted to the top; full wood panels; rubber side and back curtains. Top can be knocked down for shipping.

Wheels—1¼-inch tires; 34 and 44 inches high; rims riveted at each spoke.


Gear—Platform gear, 1⅝-inch double-collar axles, full circles, well ironed.

Gear raised to allow front wheels to pass under body. Shafts.

Painting—Gear red, green or yellow, well striped. Body nicely painted, striped and ornamented to harmonize with the gear. Lettering extra.

No. 442a

Same body as No. 442, with 1¼-inch axles, 1⅝-inch tires and heavier springs.



No. 443 GENERAL DELIVERY WAGON


Axles, $1\frac{1}{8}$; wheels, $1\frac{1}{4}$ x $\frac{3}{8}$ tire; body, 7 x 10 x 42.

No. 443 $\frac{1}{2}$

No. 443 $\frac{1}{2}$ —Same as above: axles, $1\frac{1}{4}$; tires, $1\frac{3}{8}$ x $7/16$.

No. 443a and No. 443b

Same as above, only with short-turn gear, same as No. 446.
Door at back instead of end gate as shown in cut.



No. 444 FANCY DELIVERY WAGON


Axles, $1\frac{1}{8}$; wheels, $1\frac{1}{4}$ x $\frac{3}{8}$ tire; body, 7-10 x 42. Shafts.

No. 444 $\frac{1}{2}$

No. 444 $\frac{1}{2}$ same as No. 444—Axles, $1\frac{1}{4}$; tires, $1\frac{3}{8}$ x $\frac{1}{2}$.

No. 444a and No. 444b

Same as above, with three-spring gear, same as No. 446.



No. 445 SHORT-TURN DELIVERY WAGON

Body—Is 7 feet 10 inches long and 40 inches wide at bottom; having swelled sides makes it 42 inches wide across centre. Is substantially framed and full wood paneled, including roof. Has double doors at back. Side lights are highly polished plate bevel glass.


Wheels— $1\frac{1}{4}$ -inch tires; 34 and 44 inches high; rims riveted at each spoke.

Gear— $1\frac{1}{8}$ -inch double-collar steel axies, strongly ironed; springs oil-tempered.

Painting—Gear red, green or yellow. Body painted to harmonize with the gear. Shafts. Lettering extra.

No. 445a

Same body as No. 445, with $1\frac{1}{4}$ -inch axies, $1\frac{3}{8}$ -inch tires and heavier springs.



No. 446 PANEL WAGON

Body—Is 7 feet 10 inches long, 40 inches wide at bottom; having swelled sides makes it 42 inches wide across the centre. Is substantially framed, and wood panels, including roof. Has double doors at back. Seat lights are highly polished plate bevel glass. Has richly finished wood dash.


Wheels— $1\frac{1}{4}$ -inch tires; 34 and 44 inches high; rims riveted at each spoke.

Gear— $1\frac{1}{8}$ -inch steel axles, rear axle bedded, well ironed. Gear raised to allow front wheel to pass under body.

Painting—Gear red, green or yellow. Body painted to harmonize with the gear.

No. 446a

Same as No. 446, with $1\frac{1}{4}$ axles, $1\frac{1}{4}$ tires and heavier springs.



No. 447 CUT-UNDER DELIVERY WAGON

Body—Is 7 feet 10 inches long and 40 inches wide at bottom; having swelled sides makes it 42 inches wide across centre. Is substantially framed and full wood paneled, including roof. Has double doors at back. Side lights are highly polished plate bevel glass.


Wheels—1 $\frac{1}{4}$ -inch tires; 34 and 44 inches high; rims riveted at each spoke.

Gear—1 $\frac{1}{8}$ -inch double-collar steel axles, strongly ironed; springs oil-tempered.

Painting—Gear green, red or yellow. Body painted to harmonize with the gear. Shafts. Lettering extra.

No. 447a

Same body as No. 447, with 1 $\frac{1}{4}$ -inch axles and 1 $\frac{3}{8}$ -inch tire and heavier springs.



No. 448 MILK, BAKER'S OR BUTCHER'S WAGON

Body—7 feet 10 inches long, 42 inches wide. Sides strongly framed and bolted to top of wagon. Bottom of wagon cut in to allow the wheels to turn much shorter than the ordinary wagon. Door at back.

Wheels—1¼-inch tires; 40 and 44 inches high, rims riveted at each spoke.

Gear—1½-inch double-collar steel axles, strongly ironed; springs oil-tempered. Shafts.

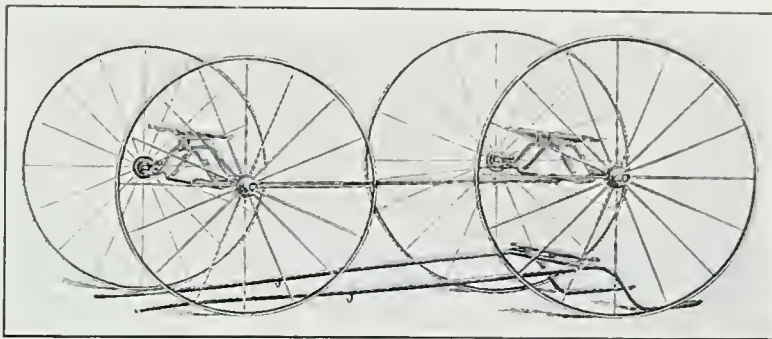
Painting—Gear red, green or yellow. Body painted to harmonize with gear. Lettering extra.

No. 448a

Same as above, with 1¼ gear and 1⅜ tires.

No. 449

Same as No. 448, only it has short-turn gear same as No. 440.



No. 450 FOR MILK WAGON

Duplex gear, wheels and shafts; $1\frac{1}{8}$ size.

No. 450a


No. 450a— $1\frac{1}{4}$ size.

No. 451


No. 451—Three-spring gear, same as No. 422 gear.

No. 452

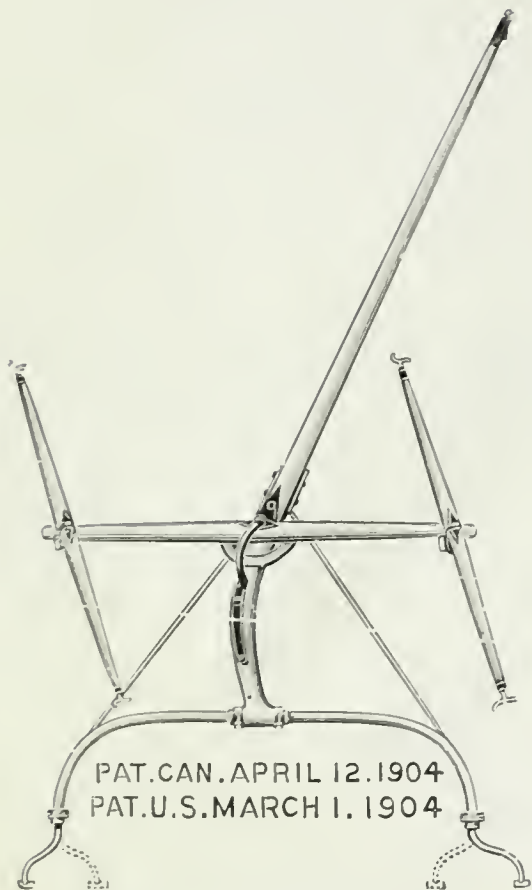
No. 452—Half platform gear, same as No. 423 gear.
Body for above extra.



No. 454 ROAD CART

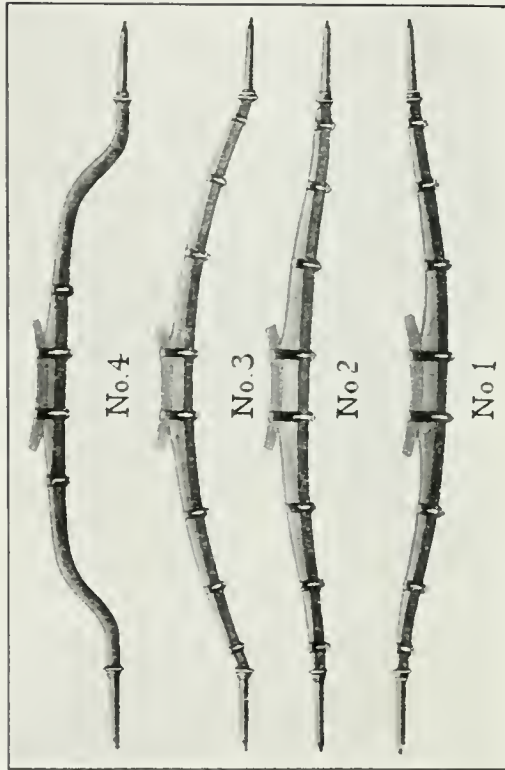



No. 455 ROAD CART



PAT. CAN. APRIL 12. 1904
PAT. U.S. MARCH 1. 1904

Patent Adjustable Pole





Showing Steel Corner Iron used on Plain Panel Piano and Corning Bodies. An absolute protection against the mitre joint opening.



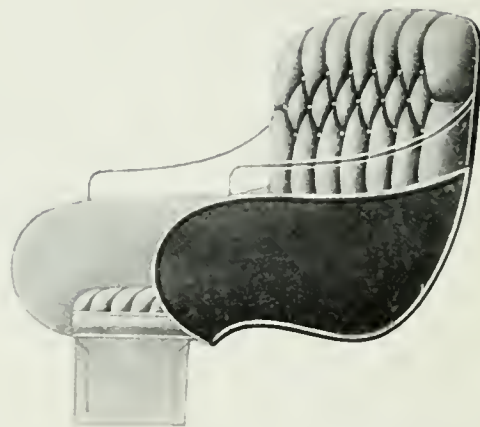
PATENTED
 JUNE 13, 1899
 DEC. 22, 1903
 CANADA
 JULY 17, 1899

Fernald Coupling

Perfectly simple. Very best quality spring. Fits ordinary shackle and shaft eye. No special clip tie or bail guard needed.



Back View of No. 13 Auto Seat.




Side View of No. 7 Special Seat.



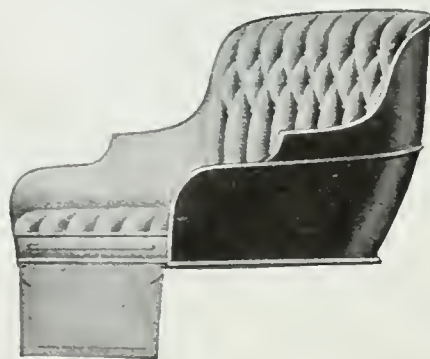
Style No. 4




Style No. 2



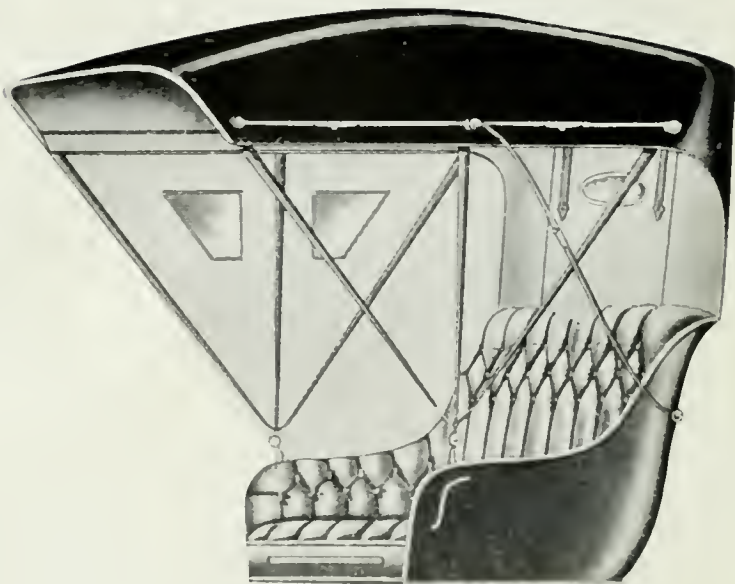
Style No. 11 Auto Seat



Style No. 10 Auto Seat



Front View of Special Auto Seat Top.



Side View of Special Auto Seat Top.




No. 30 Fancy Dash



No. 16 Wing Dash



No. 20 Fancy Dash



Back View of No. 16 Seat















