



**THE
ROYAL CANADIAN CORPS OF SIGNALS**

STANDING ORDERS

SEPTEMBER 1966

STANDING ORDERS
FOR
THE ROYAL CANADIAN
CORPS OF SIGNALS

TABLE OF CONTENTS

Article		Page
CHAPTER 1 — ORGANIZATION		
1.01	Militia	1
1.02	Regular	1
1.03	Precedence	2
CHAPTER 2 — CORPS APPOINTMENTS		
2.01	Corps Titles	3
2.04	The Colonel-in-Chief	3
2.07	Colonel Commandant	3
2.11	Head of Corps	4
2.14	Canadian Forces Headquarters Corps Representative, RC SIGS	5
2.16	Responsibility of Commanding Officers	6
2.17	Corps Committee	6
2.20	Master of Signals	7
CHAPTER 3		
CORPS TRADITIONS, CUSTOMS AND INSTITUTIONS		
3.01	Corps Motto	8
3.02	Corps Badge	8
3.03	Corps History	8
3.09	Corps Colours	10
3.10	Corps Flag	10
3.16	Corps Emblem	11
3.19	Regimental March	11
3.21	Corps Birthday	12
3.22	Geographical Features	12
3.26	Loyal Greetings	13
3.28	Alliances	13
3.30	The Royal Canadian School of Signals	13
3.38	Corps War Memorial	15
3.45	Bands	17
3.50	Freedom of the city — Kingston	17
3.52	Canadian Signals Association	18
3.60	Signals Welfare Incorporated	20
3.72	The Royal Canadian Corps of Signals Museum	22
3.77	Regular Officers' Corps Fund Committee	23
3.83	Re-unions	25
3.84	Signal Terminology	26
3.89	Corps Christmas Cards	27
3.92	Corps Bric-a-Brac	28

CHAPTER 4 — MESSES

4.01	Corps Officers' Mess	29
4.08	Officers' Mess Dinners	30
4.13	Officers' Dining-In Nights	36
4.17	Officers' Mixed Formal Dinners	37
4.18	Officers' Receiving Lines	37
4.20	Courtesy Calls	38
4.25	Procedure in Sergeants' Messes	39
4.30	Entering Messes	39

CHAPTER 5 — ALL RANKS' DRESS

5.01	Scope of Chapter	40
5.02	Orders of Dress	40
5.03	Cap Badge	46
5.05	Collar Badges	46
5.08	Shoulder Badges	50
5.11	Corps Buttons	51
5.13	Corps Belt Buckle	52
5.15	Plated Brass	52
5.16	Corps Lanyard	52
5.18	Corps Stable Belt	53
5.19	Personnel Serving with other Corps	53
5.20	Corps Tie	53
5.21	Corps Blazer	53
5.24	CWAC Dress	54

CHAPTER 6 — OFFICERS' DRESS

6.01	Scope of Chapter	55
6.02	Responsibilities of Officers	55
6.03	Service Dress	55
6.04	Summer Service Dress	55
6.05	Greatcoat	55
6.07	Headdress	56
6.10	Badges of Rank	56
6.12	Shirt	57
6.15	Necktie	57
6.16	Puttees	58
6.17	Leather Articles	58
6.18	Boots	58
6.20	Spurs	58
6.21	Gloves	58
6.22	Gold Shoulder Cords	59
6.23	Sword	59
6.24	Sword Knot	59

6.26	Full Dress	60
6.27	Cape	60
6.28	Mess Dress	60
6.29	White Uniforms	61
6.30	Stiek	61
6.31	Civilian Dress	61
6.32	Sources of Supply	61

CHAPTER 7 — OTHER RANKS' DRESS

7.01	Scope of Chapter	63
7.02	Corps Trade Badges	63
7.03	Sergeants' Distinguishing Badge	63
7.04	Signal Brassard	64
7.06	Headdress	65
7.07	Patrol Dress	65
7.09	Drill Cane	65
7.10	Full Dress	65
7.11	Corps Windbreaker	66

LIST OF PLATES

Plate	Page
1. Number 1A Order of Dress (Officers)	67
2. Number 1B Order of Dress (Officers)	69
3. Number 2A Order of Dress (Officers)	71
4. Number 2B Order of Dress (Officers)	73
5. Number 2C Order of Dress (Officers)	75
6. Number 3A Order of Dress (Officers)	77
7. Number 3B Order of Dress (Officers)	79
8. Number 4 Order of Dress (Officers)	81
9. Number 5 Order of Dress (Officers)	83
10. Number 6 Order of Dress (Officers)	85
11. Number 7 Order of Dress (Officers)	87
12. Number 8A Order of Dress (Officers)	89
13. Number 8B Order of Dress (Officers)	91
14. Number 1 Order of Dress (Other Ranks)	93
15. Number 2 Order of Dress (Other Ranks)	95
16. Number 5 Order of Dress (Other Ranks)	97
17. Number 6 Order of Dress (Other Ranks)	99
18. Number 7 Order of Dress (Other Ranks)	101
19. Number 8A Order of Dress (Other Ranks)	103
20. Number 8B Order of Dress (Other Ranks)	105
21. Corps Blazer	107



THE ROYAL CANADIAN SIGNALS WAR MEMORIAL
Central Portion, Floodlit by Night
Vimy Barracks, Kingston

PREFACE

The purpose of these Standing Orders is to provide authoritative information on the customs and traditions of The Royal Canadian Corps of Signals which have been the subject of letters and orders, and on those which have been passed down over the years by word of mouth. These Standing Orders also contain information on those aspects of dress which are peculiar to the Corps, but not those which are common to all corps. These Standing Orders have been reviewed by Canadian Forces Headquarters.

It is important for us, whether we be in the Regular Force or the Militia, to remember that we belong to one Corps and constantly strive to enhance the great reputation which the Corps has established over the years.

It is in this spirit that these Standing Orders have been written, and it is the wish of the Colonel Commandant and myself that all members of The Royal Canadian Corps of Signals interpret the information in this book with this in mind.



HWC Stethem
Colonel
Head of Corps

September 1966



The Corps Badge



The Corps Colours

As They Appear in the Corps Flag

STANDING ORDERS
FOR
THE ROYAL CANADIAN
CORPS OF SIGNALS

Chapter 1

ORGANIZATION

MILITIA

1.01 The Militia component of the Corps was authorized on 24 October 1903 under the designation “Signalling Corps (Militia)”. It was redesignated “The Canadian Signal Corps”, 4 June 1913; “Canadian Corps of Signals”, 1 August 1921; “Royal Canadian Corps of Signals”, 29 April 1936 and “The Royal Canadian Corps of Signals”, 22 March 1943. The suffix “Canadian Army (Militia)” or “CA(M)” is used to designate Militia elements of the Corps.

REGULAR

1.02 The Regular component of the Corps was authorized on 1 April 1919 under the designation “Canadian Signalling Instructional Staff”. It was redesignated “The Canadian Permanent Signal Corps”, 15 December 1920; “The Royal Canadian Corps of Signals”, 15 June 1921. The suffix “Canadian Army (Regular)” or “CA(R)” is used to designate Regular elements of the Corps.

PRECEDENCE

1.03 The order of precedence of the Canadian Army (Regular), insofar as it concerns The Royal Canadian Corps of Signals, is:

- (1) Cadets of the Canadian Services Colleges
- (2) The Royal Canadian Horse Artillery
- (3) Royal Canadian Armoured Corps
- (4) Royal Regiment of Canadian Artillery
- (5) The Corps of Royal Canadian Engineers
- (6) The Royal Canadian Corps of Signals.

1.04 Corps and Regiments of the Canadian Army (Militia) take the same order of precedence as the above, after all units of the Canadian Army (Regular).

Chapter 2

CORPS APPOINTMENTS

CORPS TITLES

2.01 The full title of the Corps is “The Royal Canadian Corps of Signals”.

2.02 The short title for use in conversation, unofficial publications and on visiting cards is “Royal Canadian Signals”.

2.03 The abbreviated title for use in official publications, after a unit title and in the field is “RC SIGS”.

THE COLONEL-IN-CHIEF

2.04 The titular head of The Royal Canadian Corps of Signals is the Colonel-in-Chief, appointed by the Sovereign.

2.05 UNALLOTTED

2.06 Her Royal Highness, The Princess Royal, CI, GCVO, CBE, RRC, TD, CD, DCL, LLD, was the first Colonel-in-Chief of The Royal Canadian Corps of Signals, serving from 29 May 1940 until her death on 15 March 1965. She visited units of the Corps overseas throughout the Second World War, in Canada in 1955 and 1962 and in Germany in 1960.

COLONEL COMMANDANT

2.07 The Colonel Commandant is appointed by the Minister of National Defence on the recommendation of the Chief of the Defence Staff. The views of the Corps shall be expressed to the Chief of the Defence Staff by the Corps Committee through such officer as may be designated by the Minister and failing such designation by the Colonel Commandant or if

there be no Colonel Commandant by an officer designated by the Corps Committee. The tenure of appointment is five years.

2.08 It is the duty of the Colonel Commandant to:

- a. Provide the channel of communication between the Corps and the Colonel-in-Chief.
- b. Foster esprit de corps throughout the Corps.
- c. Advise Canadian Forces Headquarters as appropriate in his capacity as Colonel Commandant.
- d. Act in an advisory capacity to the Canadian Signals Association and to unit commanders of the Corps on matters pertaining to the Corps so that uniformity is maintained in such matters as dress and customs.
- e. Advise on the administration and disposition of Corps funds and property.
- f. Advise on Corps charities, organizations and memorials.
- g. Maintain close liaison between the regular and militia units of the Corps.
- h. Keep in touch with allied Signal Corps, including the States.
- i. Act as chairman of the Corps Committee.

2.09 Past and Present Colonels Commandant

- a. Honorary Colonel Commandant
 - Brig JE Genet, CBE, MC, CD 1948-1954
 - Brig AW Beament, CBE, VD, CD 1954-1961
 - Brig CS McKee, CBE, ED, CD 1961-1962
- b. Colonel Commandant
 - Brig CS McKee, CBE, ED, CD 1962-1966
 - Lt Gen SF Clark, CBE, CD 1966-

2.10 Photographs of these officers are hung in the Corps Museum at Vimy Barracks, Kingston, Ontario.

HEAD OF CORPS

2.11 Since the integration of the Canadian Forces, 1 December 1964, the Commandant of The Royal Canadian School

of Signals has been designated Head of Corps. In this capacity he is responsible to the Chief of the Defence Staff, through Training Command Headquarters, for all purely regimental matters of The Royal Canadian Corps of Signals. These regimental matters include esprit de corps; liaison with the Colonel Commandant, with the Corps Representative at Canadian Forces Headquarters, with the Canadian Signals Association, with Regular and Militia units, with allied corps and with professional organizations; dress and customs, corps funds and property, the Royal Canadian Signals Museum, Corps publications, charities, organizations, memorials and competitions.

2.12 He issues instructions on all regimental matters on the Colonel Commandant's behalf.

2.13 He is, ex officio, a member of

- a. Corps Committee
- b. Canadian Signals Association Executive Committee
- c. Canadian Signals Association Council
- d. Regular Officers' Corps Fund Committee.

CANADIAN FORCES HEADQUARTERS CORPS REPRESENTATIVE, THE ROYAL CANADIAN CORPS OF SIGNALS

2.14 The senior officer of the Canadian Army (Regular) in Canadian Forces Headquarters dealing with the functions of The Royal Canadian Corps of Signals is designated as CFHQ Corps Representative, RC SIGS. In this capacity he is responsible to the Chief of the Defence Staff, through the Chief of Personnel, for advice on the postings and careers of officers and other ranks of The Royal Canadian Corps of Signals, Canadian Army (Regular).

2.15 He is, ex officio, a member of

- a. Corps Committee
- b. Canadian Signals Association Council
- c. Regular Officers' Corps Fund Committee.

RESPONSIBILITY OF COMMANDING OFFICERS

2.16 It is the responsibility of every Commanding Officer in the Corps to ensure that those under his command know the names of the officers filling Corps appointments.

CORPS COMMITTEE

2.17 A committee of officers is constituted, known as the Corps Committee.

2.18 It is the function of the Committee:

- a. to consider and make such recommendations as it considers advisable on all questions relating to special Corps dress, badges and devices, the use of Corps colours, Corps flags, banners, Corps marches, and generally all matters not being matters normally dealt with through military channels exclusively, which affect the Corps as a whole;
- b. to consider matters which may be referred to it by the Colonel Commandant, the Head of Corps, the CFHQ Corps Representative RC SIGS, the Canadian Signals Association or Signals Welfare Incorporated;
- e. to advise the Colonel Commandant in matters relating to the Colonel-in-Chief.

2.19 The committee consists of ex officio members and two appointed members as follows:

a. **ex officio**

- (1) The Colonel Commandant (Chairman);
- (2) The Head of Corps;
- (3) The CFHQ Corps Representative RC SIGS;
- (4) The President, Canadian Signals Association;
- (5) The senior serving officer in the Canadian Army (Regular) who is an officer or former officer of the Corps and served in the Corps in the rank of Lt Col;
- (6) The senior serving officer in the Canadian Army (Militia) who is an officer or former officer of the Corps and served in the Corps in the rank of Lt Col;

- (7) Senior RC SIGS officer CA(R) with field units in Canada;
- (8) Past Honorary Colonels Commandant and Colonels Commandant.

b. appointed

The *ex officio* members may appoint two members who shall be officers serving in the Corps or who have served in the Corps in the rank of Lt Col. The appointments of such members shall be for such periods not exceeding one year as the committee may decide, but appointed members shall be eligible for re-appointment.

MASTER OF SIGNALS

2.20 The Master of Signals is the statutory head of The Royal Corps of Signals in the British Army. The appointment is conferred by the Sovereign on a senior retired officer who, as Chairman of the Corps Committee, is responsible for the direction of Corps domestic policy. The title was derived from an old title “Master of the Posts” dating back to 1510, which signified an official of the Court responsible for expeditious handling of the king’s despatches.

2.21 The Master of Signals, and the Colonel Commandant, Royal Canadian Signals, form a link between The Royal Corps of Signals and The Royal Canadian Corps of Signals.

2.22 The first Master of Signals, Major General Sir William Scott, KCMG, CB, CBE, appointed in 1961, represented Royal Signals at the Diamond Jubilee of The Royal Canadian Corps of Signals at Vimy Barracks, Kingston, in 1963.

Chapter 3

CORPS TRADITIONS, CUSTOMS AND INSTITUTIONS

CORPS MOTTO

3.01 The Corps Motto is “VELOX, VERSUTUS, VIGILANS” (accepted translation “swift, accurate, watchful”). It first appeared on the badge of the (Canadian) Signalling Corps (Militia), designed by Capt W. B. Carruthers. There being no record of its use previously, it is attributed to him.

CORPS BADGE

3.02 The Corps Badge is shown on the frontispiece. It is an oval inscribed “ROYAL CANADIAN CORPS OF SIGNALS”, surmounted by the Crown; within the oval the Figure of Mercury standing on the globe. Below and partly encircling the oval, two sprays of maple leaves, stems crossed and fastened with a ribbon; the whole resting on a scroll bearing the Motto, “VELOX VERSUTUS VIGILANS”. The badge is derived from the original badge of The Royal Corps of Signals and the badge of the Canadian Signal Corps.

CORPS HISTORY

3.03 While forms of military signalling have been used since biblical times, it was not until the twentieth century that an independent branch of any Commonwealth army was formed for this purpose. This was the “Signalling Corps (Militia)”, authorized as a corps of the Canadian Army by General Order 167 of 1903.

3.04 During the First World War, Signals shared communications responsibilities with the Canadian Engineers. The Canadian Corps in France included four divisional signal

companies, two artillery signal units and a corps signal company.

3.05 After the war, the persistence of Col E. Forde, DSO, OBE, VD, saved the Corps from disbandment and ensured its place in the re-organized Permanent Force and in the Non Permanent Active Militia. In the nineteen-twenties and thirties the principal task of the Permanent Force was to train the Militia. In addition, the Corps established the Northwest Territories and Yukon Radio System, whose high-powered radio transmitters spanned Canada's far north. This system, along with pioneer airways beacon stations and communications for other government enterprises, produced a Corps of experienced radio operators and technicians.

3.06 In the Second World War, a large Signal force was built around this trained nucleus of Militia and Permanent Force signalmen. The Corps provided overseas signal units for five divisions, two corps headquarters, an army headquarters, two armoured brigades and for the lines of communication area, in addition to communications for base units and for formations and units in Canada. Units and personnel were also provided for special communications tasks in Hong Kong and Australia.

3.07 As part of Canada's postwar army, units of the Corps have served under the United Nations flag in Korea, the Gaza Strip, the Congo and Cyprus. A signal squadron serves in West Germany while in Canada the Regular Army component of the Corps includes a signal regiment and four signal squadrons, as well as participation in a nationwide automated system of fixed communications. Signal units of the Militia are located in major centres across Canada.

3.08 The inspiring story of the Corps can be read in the fine illustrated volume, "History of The Royal Canadian Corps of Signals 1903-1961", available from the Corps Museum at \$4.75. Also available from the same source, at 25 cents, is a pamphlet "RC SIGS". This is an up to date history in outline, prepared for the information of new members of the Corps.

CORPS COLOURS

3.09 The Corps Colours are the same as those of The Royal Corps of Signals, British Army: Light blue, dark blue and dark green, in the ratio of one dark blue to three light blue and three dark green, as shown on the frontispiece. Where the Corps Colours are arranged horizontally, the light blue will be uppermost, the dark blue in the centre, and the dark green at the bottom. Where they are arranged vertically, the light blue will be on the observer's left. The Corps Colours are not, however, used in vehicle tactical signs or other signs intended for the identification of Signal units, installations, buildings or establishments. For such purposes a colour combination based on the traditional blue and white armband worn by despatch riders in the First World War is used. The background of such signs will be bisected horizontally, the upper half white and the lower half dark blue. Lettering will be superimposed in red, outlined in white for legibility where it appears on the blue half of the background.

CORPS FLAG

3.10 The Corps Flag consists of the Corps Colours in three horizontal divisions; the upper division light blue, $\frac{3}{7}$ the width of the flag; the centre division dark blue, $\frac{1}{7}$ the width of the flag; the lower division dark green, $\frac{3}{7}$ the width of the flag, as shown on the frontispiece. The normal size of the flag will be 3 feet by 2 feet, but larger flags not exceeding 6 feet by 3 feet may be flown on flagstaffs of suitable height.

3.11 Signal units of the Regular Army may fly the Corps Flag daily from sunrise to sunset. Militia Signal units may fly it daily from sunrise to sunset during annual training in camps and on other occasions by authority of the District Commander when considered necessary for purposes of identification.

3.12 The Corps Flag will not be carried on parade.

3.13 Units having a numerical designation, and which are stationed adjacent to one another, such as at a concentration,

may fly an identifying number in dark blue Arabic numerals not exceeding one half the height of the flag when it is desirable to do so for purposes of identification.

3.14 Units in possession of Corps Flags bearing the Corps Badge in the centre may continue to fly them until replacement is necessary. The badge does not, however, form part of the authorized Corps Flag.

3.15 Corps Flags of normal size may be purchased from the Corps Museum.

CORPS EMBLEM

3.16 The Corps Emblem is Mercury, messenger of the gods and the god of science and invention in Roman mythology. His first recorded association with Signals is the use of a replica of his figure on linemen's crook sticks in the Royal Engineers, when telephone communication was introduced into the British Army.

3.17 Giovanni di Bologna's masterpiece of statuary, "Mercurio", in the Italian National Museum at Florence, became the badge of the Royal Corps of Signals and was later incorporated into the badges of the other Commonwealth signal corps. The only significant difference between the original statue and the replica in the badge is the substitution of the globe for the head and breath of Zeus, which support the original. The globe signifies the world-wide extent of signal communications.

3.18 Throughout the signal corps of the British Commonwealth, Mercury is familiarly known as "Jimmy". No satisfactory explanation exists for the origin of this traditional nickname.

REGIMENTAL MARCH

3.19 The authorized regimental march of the Corps is "Corps March of The Royal Canadian Corps of Signals — Begone Dull Care." This march was adapted by Capt C. A. W. Adams, CD, from the Regimental March of The Royal

Corps of Signals which, in turn, is based on the traditional airs "Begone Dull Care" and "Newcastle." The Military (brass-reed) band arrangement is available from

The Director of Music
The Royal Canadian Corps of Signals Band
Vimy Barracks
KINGSTON, Ont.

3.20 The authorized Regimental Call for The Royal Canadian Corps of Signals is given in "Regimental Trumpet and Bugle Calls for the Canadian Army 1961." When routine trumpet calls are sounded, they will be those authorized for mounted corps.

CORPS BIRTHDAY

3.21 The founding of the "Signalling Corps (Militia)" on 24 October 1903 is commemorated annually as the "Corps Birthday". Since the actual date is too late in the year for spectator comfort at outdoor functions, however, it is observed normally on the third Saturday in September. This date coincides with the annual General Meeting of the Canadian Signals Association.

GEOGRAPHICAL FEATURES

3.22 Three lakes in the District of Keewatin in the Northwest Territories have been named officially in recognition of the fact that The Royal Canadian Corps of Signals pioneered the development of the extensive radio communications network serving northern Canada.

3.23 In March 1958 a picturesque lake some 200 miles southwest of Chesterfield Inlet on Hudson Bay was named "Princess Mary Lake", in honour of HRH The Princess Royal and her first visit to the Corps in Canada in 1955. This Lake is located at 64° 00' N, 97° 40' W.

3.24 On the occasion of the Corps Diamond Jubilee in 1963, two adjacent lakes were named. "Carruthers Lake", at 62° 32' N, 100° 20' W, honours Major W. B. Carruthers, founder

of the Signalling Corps (Militia) in 1903, and “Forde Lake”, at 63° 20’ N, 96° 20’ W, perpetuates the name of Col E. Forde, Chief Signal Officer of the Canadian Corps in the First World War and head of the Corps until 1942.

3.25 A large scale map showing these three lakes hangs in the Corps Museum.

LOYAL GREETINGS

3.26 The Colonel Commandant sends loyal greetings to the Colonel-in-Chief at Christmas, on the day designated for observance of the Corps Birthday, and on the Colonel-in-Chief’s birthday.

3.27 He may send loyal greetings on other occasions which may be appropriate.

ALLIANCES

3.28 The Royal Canadian Corps of Signals is allied with The Royal Corps of Signals.

3.29 The comradeship engendered among the various signal corps of the Commonwealth during the Second World War is commemorated by an annual exchange of toasts. Accordingly, at the annual Canadian Signals Association mess dinner at the Corps Officers’ Mess, a toast is proposed “to the Signal Corps of the Commonwealth.”

THE ROYAL CANADIAN SCHOOL OF SIGNALS

3.30 The Royal Canadian School of Signals, located at Vimy Barracks, Kingston, is responsible to Training Command Headquarters for carrying out training and other tasks for Regular and Militia units and personnel as directed from time to time.

3.31 In addition, the Commandant of the Royal Canadian School of Signals, as Head of Corps, is responsible for the functions listed in Article 2.11.

3.32 The original buildings at Vimy Barracks were constructed between 1935 and 1937 as an unemployment relief project. The cornerstone of the main administration building was laid by His Excellency The Right Honourable, The Earl of Bessborough, PC, GCMG, Governor-General, on 25 May 1935. Prior to 1937 the Corps School and Depot had been located at Camp Borden, Ontario.

3.33 Vimy Barracks, home of the Corps, was named in commemoration of the capture of Vimy Ridge in northern France by the Canadian Corps on 9 April 1917.

3.34 The main thoroughfare into Vimy Barracks is named Princess Mary Avenue in commemoration of Her Late Royal Highness The Princess Royal, first Colonel-in-Chief of the Corps.

3.35 The following buildings at Vimy Barracks have been named after distinguished officers:

- a. THE FORDE BUILDING, the School Headquarters, after Col. E. Forde, DSO, OBE, VD, Chief Signal Officer of the Canadian Corps in the First World War, and head of the Corps until 1942.
- b. CARRUTHERS HALL, the Soldier Apprentice building, after Major W. B. Carruthers, founder of the (Canadian) Signalling Corps (Militia) in 1903, the first independent signal corps in the British Empire.
- c. THE GENET BUILDING, the Technical Training building, after Brig J. E. Genet, CBE, MC, CD, Chief Signal Officer, First Canadian Army in the Second World War, and first Honorary Colonel Commandant of the Corps.
- d. THE WALLIS BUILDING, the Officer and Senior NCO Training building, after Major T. J. Wallis, RSM of the Corps School from 1927 until the Second World War.
- e. THE W. B. ANDERSON GYMNASIUM, after Major General W. B. Anderson, CMG, DSO, a former District Officer Commanding in Kingston.

3.36 The following officers have served as Commandant of the Corps School:

Capt A. R. St Louis	1921-1923
Maj P. E. Earnshaw, DSO, MC	1924-1926
	and 1929-1930
Capt E. G. Weeks, MC, MM	1926-1929
Lt Col T. E. Powers, DSO, VD	1930-1935
Lt Col S. A. Lee, MC	1935-1937
Col E. Forde, DSO, OBE, VD	1937-1940
Col F. G. Malloch, OBE, MC, VD	1940-1945
Lt Col W. P. Shirreff, OBE, CD	1945-1946
	and 1947-1948
Lt Col H. D. W. Wethey, CD	1946-1947
Lt Col G. C. Leech, OBE, CD	1948-1950
Col C. A. Peck, OBE, CD	1950-1955
Col H. A. Millen, OBE, CD	1955-1957
Col W. D. Wishart, OBE, CD	1957-1959
Col G. E. Streb, MBE, CD	1959-1963
Col H. W. C. Stethem, OBE, CD	1963-

3.37 Photographs of these officers are hung in the Corps Museum.

CORPS WAR MEMORIAL

3.38 The Corps War Memorial, located at Vimy Barracks, consists of the Memorial Entrance and the Book of Remembrance.

3.39 The Memorial Entrance comprises a full sized bronze figure of Mercury on a central pylon, flanked by two curving stone walls. A bronze plaque on the central pylon reads:

“To Those in the Royal
Canadian Corps of Signals
Who Gave Their Lives
for Their Country”

“Aux membres du Corps des
Transmissions Royal Canadien
qui ont donné leur vie
pour leur pays”

Her Royal Highness The Princess Royal broke the ground for construction of the Memorial Entrance in June, 1962 and the structure was completed the following November. His Excellency General The Honourable Georges P. Vanier, DSO, MC, CD, PC, Governor General of Canada, officiated at the unveiling and dedication ceremony on 6 October 1962. A long-playing recording of this ceremony may be purchased from the Corps Museum.

3.40 An artillery shell casing sealed into the central pylon contains a list of the dead, a list of contributors to the memorial fund, a history of the War Memorial project, photographs of construction, construction plans and mementos of the times.

3.41 The Book of Remembrance, a beautiful work of art listing the fatal casualties sustained by the Corps in the First World War, the Second World War, in postwar United Nations operations and in West Germany, was executed by Brigadier E. D. Baldock, MBE, CD, as a gift to the Corps. It was dedicated and placed on permanent display in the foyer of the Forde Building during the Corps Diamond Jubilee on 22 September 1963. Pages are turned on a regular schedule throughout the year. Photographic copies of all pages are on display in the Corps Museum together with the dates the book will be open at each page.

3.42 The area of the Memorial Entrance is an Attention Area, and all military personnel passing on foot are required to pay compliments to the central pylon and statue.

3.43 The Corps War Memorial was financed completely by voluntary contributions from members, former members and friends of the Corps, in excess of thirty thousand dollars.

3.44 It is customary to hold a short memorial service at the Corps War Memorial on Remembrance Day. On this occasion, wreaths are laid on behalf of the regular officers of the Corps, the Canadian Signals Association, and all ranks of The Royal Canadian School of Signals.

BANDS

Regular Army

3.45 The Royal Canadian Corps of Signals Band, stationed at Vimy Barracks, Kingston, is the Corps Band. It was authorized and formed in 1952 and has had tours of duty in Korea and West Germany. The Corps Band is called upon frequently to participate in state functions at the National capital, including Government House, Parliament Hill and the National War Memorial.

3.46 Included in the Corps Band are the twelve Royal Canadian Signals Fanfare Trumpeters, who have also taken part in many state functions. Each trumpet carries a blue silk banner bearing the Corps Badge, all provided through unit and private donations.

3.47 In addition to the full-time Corps Band, the Royal Canadian School of Signals is authorized to form a trumpet band, on a part-time basis. The RCS of S Trumpet Band has been in existence since 1949 and has won many honours in its field.

Militia

3.48 The Chief of the Defence Staff may authorize the formation of bands, composed of men of any rank and trade, within units of the Militia. Signal bands in the Militia have a long history in Toronto and Ottawa.

3.49 On the occasion of the visit of HRH the Princess Royal to Vimy Barracks in 1955, the 2nd Signal Regiment Trumpet Band of Toronto, the 3rd Signal Regiment Band of Ottawa and the Corps Band performed together on parade, all in full dress. They again played together when the Corps received the Freedom of Kingston in 1963.

FREEDOM OF THE CITY — KINGSTON

3.50 In 1963, on the occasion of The Corps Diamond Jubilee, the Mayor and Council of the City of Kingston honoured The Royal Canadian Corps of Signals by granting

the Corps as a whole the “freedom of the city”. A parade of 600, Regular and Militia, marched through the downtown area “with bayonets fixed and drums beating” — exercising the Corps’ newly acquired privilege.

3.51 The proclamation scroll presented by His Worship the Mayor is kept in a walnut casket in a place of honour in the Corps Officers’ Mess. A photographic copy hangs in the Corps Museum.

CANADIAN SIGNALS ASSOCIATION

3.52 The Canadian Signals Association was founded in 1926. The object of the Association is:

- a. To foster the development of The Royal Canadian Corps of Signals;
- b. To maintain close liaison between the members of the Corps and those persons and organizations of the general public interested in defence and particularly those interested in intercommunication;
- c. To encourage co-operation with other Corps and Services;
- d. To assist generally in improving the efficiency of the Canadian Army.

Membership

3.53

- a. **Individuals.** The members of the Association shall be all officers of affiliated units and all officers or ex-officers of the Corps who have paid the prescribed fee.
- b. **Affiliated Units.** Each militia unit of the Corps.
- c. **Life members.** Officers may become Life Members on payment of the prescribed fee.

Fees

3.54

- a. Individual Membership — \$ 1.00 annually
- b. Individual Life Membership — \$10.00

c. Militia Unit Fees:

(1) Signal Regiments — \$25.00 annually

(2) Independent Signal Squadrons — \$10.00 annually.

3.55 Fees shall be due on the first day of April in each year and shall be paid to the Treasurer not later than the first day of June each year.

Officers

3.56 The officers of the Association, elected annually by the Council of the Association, are:

a. The President

b. Four Vice-Presidents

c. The Secretary

d. The Treasurer (may be combined with the office of Secretary).

Executive Committee

3.57 The Executive Committee of the Association consists of:

a. The Officers of the Association

b. The Colonel Commandant

c. The Immediate Past President

d. The Head of Corps.

Council

3.58 The Council of the Association shall be:

a. The President

b. The Past President of the preceding three years

c. The Colonel Commandant

d. All Retired Honorary Colonels Commandant and Colonels Commandant

e. Any Vice-President who is not otherwise a member of Council

- f. The Secretary
- g. The Treasurer
- h. Any Assistant Secretary (as may have been appointed by the Executive Committee)
- i. Any Assistant Treasurer (as may have been appointed by the Executive Committee)
- j. The Head of Corps
- k. The Canadian Forces Headquarters Corps Representative, RC SIGS.
- l. The Commanding Officers of all Militia Signal Regiments.
- m. The Commanding Officers of all Militia Independent Signal Squadrons.

Meetings

3.59

- a. **Council.** Council meets on the Friday preceding the Annual General Meeting and at any other time upon call by the Secretary after direction by the President or requisition by not less than four members of the Council.
- b. **Annual General Meeting.** The Annual General Meeting shall be held upon such Saturday (normally the third Saturday in September) and at such place as the Council may determine, and if the Council shall omit so to determine, then as the Executive Committee may determine.

SIGNALS WELFARE INCORPORATED

3.60 Signals Welfare is a Corporation created under Part II of the Companies Act, and was incorporated under a Dominion Charter on 10 May 1945, for the following purposes:

- a. To create, maintain, administer, promote and operate a benevolent fund for the benefit of all members and ex-

members of The Royal Canadian Corps of Signals and The Royal Corps of Signals and equivalent corps of Allied Armies and their widows, children and other dependent kindred.

- b. To obtain and disburse funds for the purpose of assisting financially and otherwise necessitous members and ex-members of The Royal Canadian Corps of Signals, necessitous members of The Royal Corps of Signals and equivalent corps of Allied Armies and their widows, children and other dependent kindred.
- c. Generally to carry on such activities as are considered to contribute toward the attainment of such objects.

3.61 The Colonel-in-Chief shall be asked to be the Patron of the Corporation.

3.62 The business of Signals Welfare Incorporated is carried on without the purposes of gain for its members and any profits or other accretions to the Corporation are used in promoting its objects.

3.63 The capital of the Corporation was derived from a large sum raised during the Second World War by voluntary contributions from members of the Corps serving overseas, a similar amount raised by war-time Signal Auxiliaries in centres across Canada, and from bequests.

3.64 While a great many deserving cases have received substantial assistance from the Corporation since its inception, it has never been necessary to use any of the capital or income therefrom to meet administrative expenses. These are all met from annual membership fees.

3.65 Membership in the Corporation is limited under the by-laws to 500 persons. All present and future and all former officers, warrant officers and other ranks of The Royal Canadian Corps of Signals and members from time to time of all Auxiliaries of units of The Royal Canadian Corps of Signals and such other persons as the Directors deem advisable shall be eligible for membership in the Corporation under such

terms and conditions including payment of annual dues as the Board of Directors may by by-law determine.

3.66 All applications for membership accompanied by the annual fee are passed upon by the Directors. The annual membership fee is \$2.00, payable on or before the commencement of each fiscal year. The fiscal year is from 1 April to 31 March. Any number of years may be paid in advance. Life Memberships are available at \$15.00, or \$25.00 for two in a family.

3.67 The affairs of the Corporation are managed by a Board of eight Directors. Directors are elected yearly to take office at the Annual Meeting and hold office for two years or until their successors have been duly elected. One half of the Board shall be elected at each Annual Meeting.

3.68 The officers of the Corporation consist of a President, a Vice-President and an Honorary Secretary-Treasurer to be elected from the Board at their first meeting after the Annual Meeting of the Corporation.

3.69 Welfare is administered by the National Welfare Chairman and District Welfare Committees.

3.70 Any ex-serviceman or his dependents requesting welfare shall do so in writing or in person to the nearest District Welfare Officer of the Dept. of Veterans' Affairs who will co-ordinate the resources of Signals Welfare Incorporated with those of his own Department.

3.71 All requests from regular serving soldiers of the Corps will be referred initially to the Army Benevolent Fund, Canadian Army Welfare Fund or Canadian Army Maple Leaf Loan Fund as appropriate.

THE ROYAL CANADIAN CORPS OF SIGNALS MUSEUM

3.72 The Corps Museum is located on the lower floor of the Forde Building at Vimy Barracks, Kingston. It was opened by the late Brigadier A. W. Beament, CBE, VD, CD, on 21 September 1963, during the Corps Diamond Jubilee.

The museum was authorized under the provisions of Canadian Army Order 143-8, in December 1961.

3.73 The museum is national in character and represents the Corps as a whole. It also depicts the development of military communications from earliest times, and some aspects of the work of signal corps of other nations. It has become one of Canada's finest and most progressive military museums.

3.74 Included in the Museum is the Corps Historical Library, with facilities for private research.

3.75 The names of all those whose gifts of items for display have made the Museum possible are permanently recorded in the alphabetical Roll of Donors displayed near the entrance. Operating costs are met by unit and private donations to the museum fund. Cash donors, but not amounts, are recorded separately in the Roll of Donors.

3.76 The Museum is open to the public during the following hours, and at other times by special arrangement:

October — April

Tuesday to Friday — 2.00-4.00 p.m.

Sunday — 1.00-4.00 p.m.

May — September

Daily — 1.00-5.00 p.m.

Inquiries regarding donations, research or visits should be addressed to:

The Director
The Royal Canadian Signals Museum
Vimy Barracks
KINGSTON, Ontario.

REGULAR OFFICERS' CORPS FUND COMMITTEE

3.77 The Regular Officers' Corps Fund Committee consists of:

Head of Corps (President)
CFHQ Corps Representative, RC SIGS (Member)
Commanding Officer, 1 Canadian Signal Regiment
(Member)
Chief Instructor, RCS of S (Member).

3.78 The purpose of this Committee is to ensure that the funds collected by an annual contribution from all Regular Force RC SIGS officers are administered solely for the purpose for which they are being collected.

3.79 The fund is derived from annual contributions from all Regular Force RC SIGS officers according to the following scale:

Colonels and above	— \$8.00
Lieutenant Colonels	— \$7.00
Majors	— \$6.00
Captains	— \$5.00
Subalterns	— \$4.00

Newly joined officers will be expected to contribute when six or more months remain in the fund year (August to July).

3.80 The annual subscription is due 1 August each year and should be sent to the Accounts Officer, The Royal Canadian School of Signals. An annual statement along with a consolidated review of the previous year's expenditures will be sent to each regular officer of the Corps during the month of August each year.

3.81 The fund is intended to accomplish two main aims:

- a. To assist in maintaining the furnishings of the Corps Officers' Mess at a high standard.
- b. To maintain the fine prestige that the Corps has established over the years of its existence.

3.82 The following terms of reference govern permissible expenditures:

- a. The Commandant, RCS of S, is authorized to expend up to \$1000.00 per annum on the replacement and repair of mess furniture, equipment and furnishings resulting from normal wear and tear.
- b. Replacement and repair expenditures required for other reasons, such as damage by individuals, accidents, etc., will be determined by a committee composed of two members from the Regular Officers' Corps Fund Com-

mittee and two from the Corps Officers' Mess Committee. This special committee will determine the percentage assessment against their respective funds.

- e. Normal day-to-day expenses of maintaining the mess property will not normally be considered permissible charges against the fund.
- d. Presentations made on behalf of the regular officers of the Corps are deemed to be fair charges against this fund. Such items will include:
 - (1) Christmas cards sent on behalf of the regular officers of the Corps.
 - (2) Gifts to other Canadian officers' messes that are composed of members of all corps, where there is a special obligation to make such a gift.
 - (3) Wreaths for War Memorials or deceased officers.
 - (4) Plaques for new buildings or other structures named after or in commemoration of RC SIGS personnel.
 - (5) Gifts to allied Signal Corps or establishments to mark the occasion of an official visit on behalf of The Royal Canadian Corps of Signals. Such gifts would be limited to significant special occasions.
- e. Receptions or entertainments held for important guests on behalf of the Corps for which government funds are not forthcoming or are insufficient.
- f. Other appropriate reasons and/or occasions as determined by the members of the Regular Officers' Corps Fund Committee.

The Regular Officers' Corps Fund Committee will meet annually during September.

RE-UNIONS

3.83 Annual re-unions are held as follows:

- a. **5th Canadian Armoured Divisional Signals** (Second World War)
 - In May at Toronto (stag informal dinner).
 - In November at Montreal or Ottawa (stag informal dinner).

b. **Northwest Territories and Yukon Radio System.**

In May at Kingston (mixed informal party).

c. **Western Ontario Signals Association.**

In September or October at London (mixed informal party).

Information on these functions may be obtained by writing to:

Corps Administrative Officer,
The Royal Canadian Corps of Signals,
Vimy Barracks,
KINGSTON, Ontario.

SIGNAL TERMINOLOGY

Signaller/Signalman

3.84 The word “Signaller” denotes a member of a corps other than RC SIGS, of that trade or specialty (e.g. Signaller RCA, Gunner-Signaller). Conversely, a Signalman denotes only a member of RC SIGS of that rank.

3.85 Generally speaking, “Signals” is used as a noun and “Signal” as an adjective. The following examples illustrate the application of this principle:

a. **Signal (Adjective)**

Signal Officer
Signal Centre
Signal Communications
Signal Instruction
Signal Diagram
Signal Squadron
Signal Regiment
Signal Security
U.S. Signal Corps

b. **Signals (Noun)**

The Royal Canadian Corps of Signals
The Royal Canadian School of Signals
“Send it to Signals”
“Signals will take care of it”

c. **Exceptions**

The Canadian Signals Association
Signals Welfare Incorporated
Signals Despatch Service

3.86 The use of the slang abbreviation “sigs” is not looked upon with favor.

Despatch Rider

3.87 The phrase “Despatch Rider” denotes only a member of RC SIGS of that former trade. A member of any other corps whose trade or specialty consists of the operation of a motorcycle is a motoreyclist. For the sake of uniformity, the spelling despatch (rather than dispatch) is considered correct in the Canadian Army.

Wireless/Radio

3.88 The term “radio” superseded the term “wireless” in the Canadian Army in 1954, with the one exception of the designation of certain wireless stations operated by the Corps.

CORPS CHRISTMAS CARDS

3.89 Distinctive Corps Christmas Cards are printed annually, under the auspices of the Head of Corps. Every effort is made to make them available at modest cost, consistent with quality, whilst retaining a small margin of profit for the Corps Museum Fund.

3.90 Sample cards with current prices and order forms are mailed to Signal units annually in September.

3.91 Cards may be ordered from:

Corps Administrative Officer,
The Royal Canadian Corps of Signals,
Vimy Barracks,
KINGSTON, Ontario.

to whom remittanees should be made payable (at par in Kingston).

CORPS BRIC-A-BRAC

3.92 A number of items bearing the correct Corps colours or the correct Corps badge are available from the Curator of the Corps Museum, from whom details and current price lists may be obtained.

3.93 Typical items are ties, Figure of Mercury statuettes, watch bands, wall shields, tankards, cuff links, tie bars, blazer badges, stationery, car badges, book matches, rings, lapel buttons, and pictures of general Corps interest such as the War Memorial, historic signalling scenes, Mercury and Vimy Barracks.

Chapter 4

MESSES

CORPS OFFICERS' MESS

4.01 The Royal Canadian Corps of Signals Officers' Mess at Vimy Barracks occupies a unique place among the institutions of the Corps. It is, in a very real sense, the property of the officers of the Corps — a legacy from their forbears.

4.02 When the building was constructed, from 1935 to 1937, only the outer shell was provided by the Department of National Defence. Not only the furnishings but the fine panelling, elaborate plaster work and superb fixtures were all provided by the regular officers serving in the Corps at the time. All the officers donated in equal number of days' pay of rank, the amount totalling \$47,500. Through the medium of the Officers' Corps Fund, maintenance of the high standard established in 1937 is assured.

4.03 While this mess is, of course, the home of officers stationed at Vimy Barracks, and of the officers of 1st Canadian Signal Regiment, it should always be remembered that it is in fact the Officers' Mess of the Corps as a whole.

4.04 It is customary for Signal officers of the CA(R) to provide the Corps Mess with engraved silver place card holders. Details are available from the Mess Secretary.

4.05 Copies of the Mess Rules are available to any Signal Officer from the Mess Secretary.

4.06 For the guidance of visitors, 1937 pattern web belts may be worn in the Mess; Sam Browne belts and 1951 pattern web belts are left in the cloak room. Working dress is not worn in the Mess after 1800 hours except by officers on duty.

4.07 A Mess Committee, usually headed by a major, is responsible to the Commandant for the operation of the Corps Officers' Mess. The major is known as president of the mess committee (PMC); he is not president of the mess.

OFFICERS' MESS DINNERS

4.08 Introduction

- a. Mess dinners originated in the eighteenth century as an occasion for seniors and juniors to meet on a friendly but formal basis and also to provide an opportunity for the Commanding Officer to speak to his officers as a group. The purpose of mess dinners remains the same today.
- b. Although officers meet in the mess on a footing of social equality, it nevertheless must be clearly understood that a mess dinner is a parade. Unless there are space limitations, attendance is compulsory except when an officer has been formally excused by the PMC.
- c. All officers must be conversant with the customs which make a Mess Dinner a success. Most of these customs apply to all dinners, regardless of the Corps or service involved. There are some customs, however, which are peculiar to Signals and have become Corps tradition in all Signal messes. They are described in succeeding paragraphs. Signal officers attending Mess Dinners in messes of other corps or services should acquaint themselves with the applicable customs in advance.
- d. Two annual mess dinners, both held in the Corps Officers' Mess, hold special Corps-wide significance. One is the Canadian Signals Association dinner held normally on the Friday preceding the annual Saturday morning general meeting in September. The other is the Corps dinner held on the concluding Friday of the annual Corps Conference.
- e. Although he may be, the PMC need not ipso facto be the president of a dinner. The president and vice-president for a dinner may be appointed by the Commanding

Officer for each occasion and are known as president and vice-president of the day.

- f. The mess committee is responsible for making all arrangements for the dinner. The president of the day, assisted by the vice-president of the day, is responsible for the conduct of the dinner while it is in progress.
- g. The commanding officer, or in his absence the senior officer of the mess, is the presiding officer at a mess dinner. At the Corps Officers' Mess the Head of Corps presides except on those Corps occasions when the Colonel Commandant acts as presiding officer and the Canadian Signals Association dinner, at which the president of the Association acts in this capacity.
- h. In keeping with the formal nature of Mess Dinners, the appropriate dress is Mess Dress or Evening Dress (white tie) with decorations; officers not in possession of Mess Dress may wear Patrol Dress.

4.09 Assembly

- a. Officers assemble in the ante-room one half hour before the time set for dinner. This pre-dinner gathering is to enable officers to meet and entertain guests. A seating plan is displayed in the ante-room. All officers should find their allotted place by consulting the seating plan during cocktails.
- b. Officers are not required to drink intoxicating beverages. They may drink water or other non-alcoholic drinks.
- c. Officers, on entering the ante-room, normally say "Good Evening, Sir" to the commanding officer.
- d. Punctuality is as important for an officer attending a mess dinner as it is in other aspects of his everyday military life. Should an officer arrive after the commanding officer or guests it is customary for the officer to apologize to the commanding officer.
- e. During the half-hour preceding the dinner, three calls are played by trumpeters:

- (1) Half hour dress
- (2) Quarter dress
- (3) Officers' Mess.

Officers do not stand at attention, nor need conversation cease while these are played.

- f. Smoking is not permitted during cocktails nor during dinner until the lighters are placed on the tables after the toasts.

4.10 Dinner

- a. When dinner is announced to the President of the day, he so informs the commanding officer. The commanding officer escorts the senior guest of honour to the dining room, and the president the next senior guest of honour, followed by other guests in order of precedence, each accompanied by his host (the officer on the guest's left in the seating plan). Other officers then follow into the dining room, whilst the band plays "The Roast Beef of Old England". Seniority or precedence play no part in the order in which members enter the dining room, except that the vice-president of the day enters last.
- b. Cocktails are left in the ante-room.
- c. When a straight table is used, the commanding officer is seated at the centre of the table. The second-in-command is seated opposite. The senior guest is on the right of the commanding officer, and the next senior guest on the commanding officer's left. The third senior guest is seated on the right of the second-in-command and the fourth on the second-in-command's left. The president and vice-president of the day will be seated at opposite ends of the table with the president to the commanding officer's left.
- d. When two parallel straight tables are used, the same principle will apply except that the commanding officer and second-in-command will be seated at separate tables facing one another. The president will sit at the second-

in-command's table, and the vice-president at the commanding officer's table.

- e. When a "U" shaped table is used the commanding officer is seated at the centre of the head table, the senior guest on his right, the second senior guest on his left, and the second-in-command at the right of the senior guest. The president is seated at the end of the head table to the left of the commanding officer. The vice-president is seated at the end of the "U" to the right of the commanding officer.
- f. All officers stand behind the chairs until after grace has been said. When all officers are at their places the presiding officer will ask the chaplain or an officer previously appointed to say grace. All then sit down by pulling their chair to the right and seating themselves from the left. After all are seated the band programme commences.
- g. If, due to unavoidable circumstances, an officer is late for dinner, he will apologize to the presiding officer who will then give permission to join the dinner.
- h. Any officer who requires to leave the table must obtain permission from the president and report to him on his return. If the president or vice-president wishes to leave he must delegate another officer to take his place.
- i. A Mess Dinner being a strictly formal function, one does not start a course before the commanding officer or the president.

4.11 Toasts

- a. At the conclusion of the meal, all china, glasses (except the toasting glass) and table decorations are removed from the table and a decanter of port is placed in front of the president and a second decanter in front of the vice-president.
- b. Each fills his glass one-quarter full and passes the decanter to his left and in turn each officer, after filling his glass passes the port to the left until it eventually returns to the president or vice-president who then fills his glass.

Not at any time, or for any purpose, may an officer pass the port to the right. Once filled, the port glass is not touched until the Toasts. In Signal messes the decanter may touch the table while being passed.

- c. The custom which necessitated every officer drinking Her Majesty's health in port is no longer enforced. As long as an officer's glass is filled to enable him to join in the Toasts, it is immaterial whether it contains port, sherry or water.
- d. The authorized procedure for the Loyal Toasts is repeated here, with amplification, for convenience.
- e. When all glasses are filled, the president knocks three times with his gavel, for silence. He then stands and addressing the Vice-President, says: "Mr. Vice, The Queen". The Vice-President then stands and addressing all present, says: "Gentlemen, The Queen". All then stand with the toasting glass in the right hand at waist level. If a band is in attendance, the first six bars of "God Save the Queen" are played, while all officers and guests stand.
- f. When the band has stopped playing, all officers repeat the toast "The Queen" and drink Her Majesty's health. It is incorrect to add "God Bless Her".
- g. When a band is not in attendance, all officers rise to their feet, pick up their glasses, repeat the toast "The Queen" and drink Her Majesty's health.
- h. When female officers are present, the Loyal Toast will be honoured in the following manner: "Ladies and Gentlemen, The Queen".
- i. After a brief pause, when there is a Colonel-in-Chief, a toast to the Colonel-in-Chief will be honoured. Much the same procedure obtains. The president says "Mr. Vice, our Colonel-in-Chief" with the vice-president responding "Gentlemen, The _____".
- j. When officers or other distinguished persons, officially representing a foreign country not part of the British

Commonwealth, are entertained at a mess dinner, the following procedure will follow the two Loyal Toasts:

- (1) When only one foreign country is represented, the president will propose a toast to the head of state of the country to which the guest(s) belong, e.g. "Gentlemen — The President of The United States of America". The national anthem of that nation should then be played. A shorter version of the anthem may be used provided it has been ascertained beforehand that this would be in accordance with national custom.
 - (2) When a number of nations are represented, the president will propose a collective toast, e.g. "Gentlemen— The Heads of States here represented".
- k. Foreign officers undergoing training or covering vacancies in an establishment will not be considered official representatives of their country at a mess dinner unless they have been so delegated. In the case of foreign guests who are being entertained privately in the mess, there is no deviation from the normal practice of proposing the Loyal Toasts only.
- l. The toast which is drunk at the annual mess dinner of the Canadian Signals Association to perpetuate the close association among Commonwealth signal corps in two world wars will follow the Loyal Toasts and any toasts proposed to foreign heads of state. The president says, "Mr. Vice, The Signal Corps of the Commonwealth", with the vice-president responding "Gentlemen, The Signal Corps of the Commonwealth".

4.12 Conclusion of Dinner

- a. After the Toast has been drunk, fruit, nuts and coffee are served, and the president and vice-president commence the circulation of the port (again left) for a second time. The commanding officer, or the senior officer of the mess present, will say "Gentlemen, you may smoke", or indicates his permission by lighting a cigarette himself. Officers and guests may not smoke until such permission has

been given. The band sergeant major may be invited to have port with the commanding officer. The director of music will be at the table during the dinner.

- b. It is not normal to have speeches at Signal dinners except on special occasions. If there is to be a guest speaker after dinner, he will be introduced by the commanding officer, or senior officer of the mess, not by the president of the day.
- c. Dinner is concluded when the commanding officer, or the senior officer of the mess present, rises from the table and leaves, followed by the senior officers. The president calls the Mess to order with his gavel and officers and guests rise and remain standing until the senior officers and official guests leave. Guests, if present, leave with their respective hosts. The remainder of the officers may remain at the table.
- d. The president of the day and the vice-president remain until all officers have left the table.
- e. Officers must not leave the mess until the commanding officer, or senior officer present, has left or has given special permission for an officer to leave.
- f. It is the custom in Signal messes to have the band play regimental music after dinner. Regimental marches of guests present should be played in order of precedence of their corps or units. The band should conclude their performance with the Regimental March of The Royal Canadian Corps of Signals. It is not necessary to stand up nor is it customary to stand to attention for regimental marches when played in the Corps mess.

OFFICERS' DINING-IN NIGHTS

4.13 An officers' dining-in night, while similar in form to a mess dinner, is a much less formal affair at which either dinner jacket or patrol dress is appropriate. The formal mess dinner procedure may be scaled down accordingly.

4.14 There is normally a seating plan for the commanding officer, president and vice-president only. The remainder sit

where they wish. Cocktails or sherry are not normally served in the ante-room before this type of dinner. Officers may, however, purchase drinks at the bar. It is permissible to smoke in the ante-room during the pre-dinner period but smoking is not permitted in the dining-room until after dinner. Officers will follow the president and the commanding officer into the dining-room. Usually officers enter the dining-room by seniority but this is not rigidly adhered to.

4.15 While the general atmosphere is more relaxed than at a mess dinner, any behaviour which could result in damage to glasses, serviettes or other mess property is not tolerated.

4.16 The normal Loyal Toasts are proposed. Officers leave the dining-room as for a mess dinner.

OFFICERS' MIXED FORMAL DINNERS

4.17 The procedure for a mixed formal dinner differs from that for a mess dinner in the following respects:

- a. An officer escorts into the dining-room the lady who will be seated on his right;
- b. Toasts are prefaced "Ladies and Gentlemen";
- c. After the last toast the president calls for order with his gavel. All rise and the ladies withdraw in any order to the ante-room where coffee is served; when all the ladies have left officers resume their seats.

OFFICERS' RECEIVING LINES

4.18 The formation of a receiving line is a common feature of many functions in officers' messes. The receiving line is so formed that officers and ladies arriving are met by the commanding officer, his wife, the guest of honour, his wife, the PMC and his wife, in that order, followed by any other officers included in the line and their wives.

4.19 Gentlemen precede the ladies in approaching the receiving line, each gentleman handing his card to the senior steward who will announce the couple. Officers should wear white gloves for this formality.

COURTESY CALLS

4.20 Calling is an old social custom which ensured that members of a community and a garrison met one another. Today it is not practised in all localities except when visiting a mess, and officers on first arriving at a unit should enquire as to the local custom.

4.21 When visiting a mess an officer leaves two cards, one addressed to the commanding officer (full name, decorations, appointment and name of unit), the other to “The Officers” (followed by the name of the unit).

4.22 Calling Cards

- a. The size of an officer’s card is 3” x 1½” engraved with rank (written in full) and names (in full). Decorations are not used. Subaltern officers will use the abbreviated title “Mr.” in lieu of rank.
- b. The engraving, in the style known as “copperplate”, will take the following form:

Captain James Henry Smith
Royal Canadian Signals

- c. The size of a lady’s card is 3¼” x 2¼”. The engraving, in the same style as in b, will take the following form:

Mrs. James Henry Smith

- d. On either card an initial may be substituted for the second and subsequent given names.

4.23 On posting to Kingston, other than to the Corps School, and on visiting the Corps School, it is customary for a Signal officer to pay a courtesy call on the Head of the Corps.

4.24 On posting to Ottawa, or when visiting Canadian Forces Headquarters, it is customary for a Signal Officer to pay a courtesy call on the CFHQ Corps Representative, RC SIGS.

PROCEDURE IN SERGEANTS' MESSES

4.25 There is no Corps sergeants' mess. The sergeants' mess at Vimy Barracks is The Royal Canadian School of Signals Sergeants' Mess.

4.26 The general procedure outlined in paragraphs 4.08-4.19 applies equally to sergeants' messes. The dress at a mess dinner will be dictated by local conditions but as far as practicable should follow the general rules for officers set out in paragraph 4.08 h.

4.27 The relationship of the regimental sergeant major with respect to the sergeants' mess, in a unit, and his order of precedence in the mess, is similar to that of the commanding officer with respect to the officers' mess, under the overall policy of the commanding officer.

4.28 For guidance of visitors to The Royal Canadian School of Signals Sergeants' Mess, 1937 pattern web belts will be worn; Sam Browne belts may be worn; 1951 pattern web belts are left in the cloak room.

4.29 An officer does not visit a sergeants' mess except when formally invited to a function or when on a duty which requires him to be there.

ENTERING MESSES

4.30 Officers, warrant officers and senior non commissioned officers do not stand to attention or click their heels when entering messes of The Royal Canadian Corps of Signals.

Chapter 5

ALL RANKS' DRESS

SCOPE OF CHAPTER

5.01 Regulations governing the dress of all ranks of the Canadian Army are contained in "Orders and Instructions for Dress of the Canadian Army". In certain matters of dress, however, discretionary powers have been granted to various corps. This chapter deals with such of those matters as are applicable to all ranks, and with items of dress peculiar to The Royal Canadian Corps of Signals which are applicable to all ranks.

ORDERS OF DRESS

5.02 The following orders of dress, common throughout the Canadian Army, are republished from Section 101 of "Orders and Instructions for Dress of the Canadian Army", for convenience. The occasions appropriate for each order can be found in that section.

ORDERS OF DRESS

Order of Dress	Officers and Warrant Officers Class 1	Warrant Officers Class 2, NCOs and Men
1		(Not at present authorized) Patrol dress* White gloves Waist belt Arms, if ordered Decorations and medals (PLATE 14)
1A	Patrol dress* White gloves Sash Shoulder cords (Officers) Dress sword Nickel scabbard Gold sword knot Sword slings Orders, Decorations, Medals Neck Decorations (PLATE 1)	

Order of Dress	Officers and Warrant Officers Class 1	Warrant Officers Class 2, NCOs and Men
1B	White patrol dress* Shoulder cords (Officers) Dress sword Nickel scabbard Gold sword knot Sword slings Orders, decorations, medals White patrol dress (PLATE 2)	Patrol dress* White gloves Ribbons** (PLATE 15)
2A	Patrol dress White gloves Sash (or Sam Browne Belt***) Ribbons (PLATE 3)	
2B	Patrol dress* White gloves Ribbons (PLATE 4)	

- 2C White patrol dress
Ribbons
(PLATE 5)
- 3A Mess dress (Officers)
Miniatures
One neck decoration
White gloves when appropriate
(PLATE 6)
- 3B White mess dress (Officers)
Miniatures
One neck decoration
White gloves when appropriate
(PLATE 7)
- 4 Service dress
Gloves
Sam Browne belt***
Ribbons**
(PLATE 8)
- 5 Summer service dress
Sam Browne belt*** or cloth belt
Ribbons**
(PLATE 9)
- Summer service dress
Cloth belt
Ribbons**
Boots, puttees and web belts worn as ordered
for ceremonial occasions
(PLATE 16)

Order of Dress	Officers and Warrant Officers Class 1	Warrant Officers Class 2, NCOs and Men
6	Battledress G'loves Puttees, if ordered Web belt Ribbons** (PLATE 10) Field summer dress Puttees, if ordered Cloth or web belt Ribbons** (PLATE 11)	Battledress Puttees, if ordered Web belt Arms, if ordered Ribbons** (PLATE 17) Field summer dress Puttees, if ordered Cloth or web belt Arms, if ordered Ribbons** (PLATE 18)
8A	Shirt with sleeves rolled Officers — khaki WOIs — olive drab Necktie Summer service dress trousers Leather waist belt of regulation pattern Slip-on rank badges (officers) Armband for rank badges, cloth shoulder badges and distinguishing patches (WOIs) Shoes (PLATE 12)	Olive drab shirt with sleeves rolled Necktie Summer service dress trousers Leather waist belt of regulation pattern Armband for rank badges, cloth shoulder badges and distinguishing patches Shoes (PLATE 19)

8B	<p>Olive drab shirt with sleeves rolled and open at neck</p> <p>Field summer dress trousers</p> <p>Web belt</p> <p>Slip-on rank badges (Officers)</p> <p>Armlet for rank badges (WO1s), cloth shoulder badges and distinguishing patches</p> <p>Shoes or boots as ordered</p> <p>Puttees, if ordered.</p> <p>(PLATE 13)</p>	<p>(PLATE 20)</p> <p>Olive drab shirt with sleeves rolled and open at the neck</p> <p>Field summer dress trousers</p> <p>Web belt</p> <p>Armlet for cloth shoulder badges, distinguishing patches and rank badges</p> <p>Shoes or boots as ordered</p> <p>Puttees, if ordered</p>
----	---	---

Armlets are worn on the right arm only, except in UN formations, where the UN badge is worn on the left armlet.

* The width of the scarlet stripe on RC SIGS patrol dress is two inches.

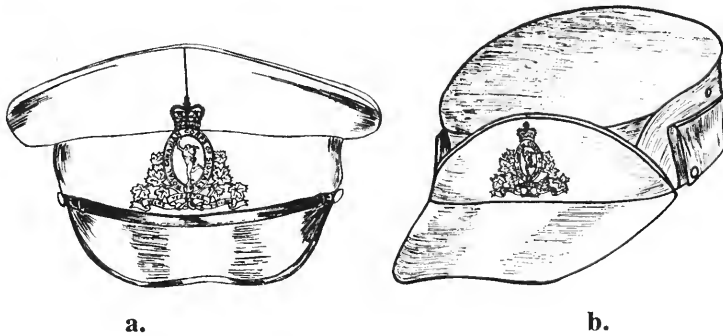
** or orders, decorations and medals, if ordered.

*** with sword, leather scabbard and leather sword knot when ordered.

CAP BADGE

5.03 The Corps badge is worn on the forage cap centred on the front of the cap with the base of the badge in line with the top of the chin strap, the base of the crown in line with the horizontal seam and the tip of the crown in line with the vertical seam, as shown in Figure 1a. It is worn on the front of the summer and winter field cap, without backing, centred on the badge flap as shown in Figure 1b. On the beret the Corps badge is worn on the left front side, the centre of the badge about 3 inches from the centre of the beret.

5.04 The badge worn by officers and WO1s on the coloured forage cap is gold (dull finish) with the Figure of Mercury in dull-finished silver or white metal, and on the khaki forage cap is dull-finished bronze throughout. The badge worn by WO2s, NCOs and men is polished brass with the Figure of Mercury in white metal.



Method of wearing Corps Cap Badge

Figure 1

COLLAR BADGES

5.05 The Corps collar badge consists of a scroll inscribed “VELOX VERSUTUS VIGILANS” surmounted by a beaver

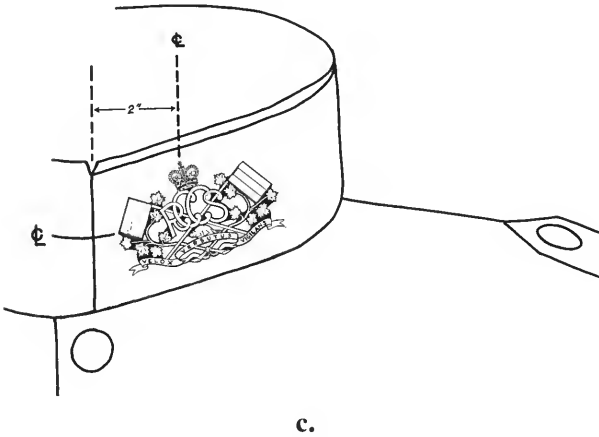
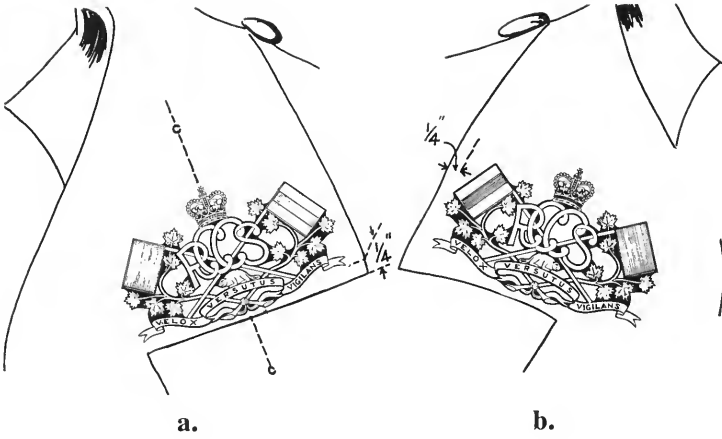
over the centre and a spray of maple leaves on either side; resting on the leaves, two crossed signalling flags supporting the monogram "RCCS" in script; the whole surmounted by the Crown. It is derived from the collar badge of the Canadian Signal Corps, with monogram "RCCS" substituted for "CSC". The badge is executed in pairs with beavers facing left and right; when executed in gilt and enamel, the flag nearest the beaver's head is blue, the other flag white with a horizontal blue stripe.



The Corps Collar Badge

Figure 2

5.06 Corps collar badges are worn, with the beavers facing inward, on full dress, patrol dress, mess dress, service dress and summer service dress, as shown in Figure 3. Where lapels of service dress or summer service dress are too narrow for the collar badge to be centred as in Figure 3a, it will be worn $\frac{1}{4}$ inch from the outer edge of the lapel as shown in Figure 3b. On full dress, patrol dress and mess dress it will be positioned as in Figure 3c and on white mess dress $\frac{3}{4}$ inches below the bottom of miniatures.



Method of wearing Corps Collar Badges

Figure 3

5.07 Gilt and enamel, embroidered, bronze, and brass collar badges are worn as follows:

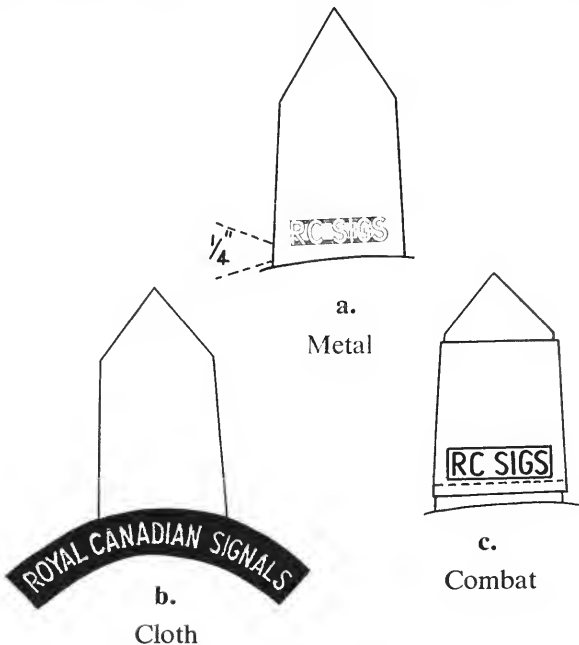
DRESS	OFFICERS	WO1s	WO2s	NCOs and MEN
Full Dress	Gilt and Enamel or Embroidered	Gilt and Enamel or Embroidered	Gilt and Enamel or Embroidered	Gilt and Enamel or Embroidered
Patrol Dress	Gilt and Enamel	Gilt and Enamel	Gilt and Enamel	Brass
Mess Dress	Gilt and Enamel	NA	NA	NA
White Uniforms	Gilt and Enamel	Gilt and Enamel	NA	NA
Service Dress	Bronze	Bronze	NA	NA
Summer Service Dress	Bronze	Bronze	Brass	Brass

SHOULDER BADGES

5.08 The metal shoulder badge consists of the authorized abbreviation "RC SIGS", 5/16 inches high and 1¼ inches long. It is executed in gold-plated brass (officers and WO1s), silver-plated brass (gold shoulder cords) and polished brass (WO2s, NCOs and men). It will be worn as shown in Figure 4a on full dress (other ranks only) patrol dress, service dress, summer service dress, and coats, British warm.

5.09 The cloth shoulder badge consists of the authorized short title "ROYAL CANADIAN SIGNALS" embroidered in white lettering 5/16 inches high on a curved blue background 11/16 inches high and 4½ inches long. It will be worn as shown in Figure 4b on battledress, greatcoats and armlets. The badge itself is centred, not the word "Canadian".

5.10 The combat clothing shoulder badge consists of the authorized abbreviation "RC SIGS", 5/16 inches high and



Method of wearing Corps Shoulder Badges

Figure 4

1-11/16 inches long, embroidered in beige on an olive drab background $\frac{3}{4}$ inches high and $2\frac{1}{4}$ inches long. It is mounted on a shoulder strap slip-on, in line with the lower seam, as shown in Figure 4c.

CORPS BUTTONS

5.11 Corps pattern buttons are worn by all ranks on full dress, patrol dress, mess dress, service dress, summer service dress, greatcoats and headdress, with figure upright. The Corps pattern is a plain, die-struck button bearing the Figure of Mercury standing on a portion of the globe.

5.12 Button sizes are listed below in lignes. Forty lignes equal one inch.

Full Dress

Front of Jacket	40 lignes
Shoulder Straps	26 lignes
Rear of Jacket	40 lignes

Patrol Dress

Front of Jacket	30 lignes
Shoulder Straps	26 lignes
Breast Pockets	26 lignes
None on cuffs	

Mess Dress 26 lignes

Service Dress and

Summer Service Dress

Front of Jacket	40 lignes
Shoulder Straps	30 lignes
Jacket Pockets	30 lignes
None on cuffs	

Greatcoats

Front	40 lignes
Belt (Officer Pattern Greatcoat)	40 lignes
Shoulder Straps	30 lignes

Headdress 20 or 22 lignes

Capes

Front	40 lignes
-------	-----------

CORPS BUCKLE

5.13 The Corps buckle or locket, for wear with the web waist belt, consists of two interlocking parts. The right half is a solid brass disc with the Figure of Mercury on the globe superimposed, in white metal. The left half is a brass circlet bearing the words “ROYAL CANADIAN CORPS OF SIGNALS”. The Figure of Mercury may be recessed into the disc to prevent damage.

5.14 The Corps buckle may be worn by all ranks except those who have not completed recruit training, and first year apprentice soldiers. Unless otherwise ordered, it is worn whenever the web belt is worn except when engaged in field operations or field training.

PLATED BRASS

5.15 Except where contrary to local regulations, the wearing of brass badges, buttons, buckles and fittings which have been plated to give a permanent high-gloss finish is authorized, but not mandatory, throughout The Royal Canadian Corps of Signals, provided:

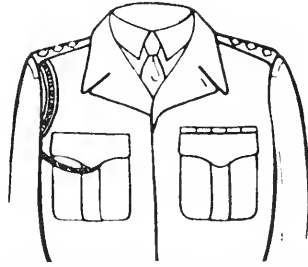
- a. The colour closely approximates polished cartridge (or yellow) brass, rather than a deep gold or a very pale brass colour.
- b. The Figure of Mercury and globe on the cap badge and belt buckle are finished in a contrasting silver colour.
- c. Unsightly scratches or blemishes do not appear.

CORPS LANYARD

5.16 The Corps lanyard consists of a 30-inch dark blue double twisted cord commencing in a 2-inch loop with overknots of light blue and dark green cord extending for 14 inches and a whipped knot of light blue cord at either end; the lanyard ending in a 14-inch loop.

5.17 The lanyard is worn on the right shoulder with No. 4, 5 and 6 orders of dress by all ranks except those who have

not completed recruit training. The method of wearing is shown in Figure 5.



Method of wearing The Corps Lanyard

Figure 5

CORPS STABLE BELT

5.18 The Corps Stable Belt is made up in the Corps Colours, and it is worn with the light blue stripe uppermost and the buckle over the left hip.

PERSONNEL SERVING WITH OTHER CORPS

5.19 RC SIGS personnel serving with other corps will conform to the dress regulations for The Royal Canadian Corps of Signals.

CORPS TIE

5.20 The Corps tie and ascot cravat are made up of a navy blue silk material with diagonal stripes in the Corps colours, sloping from the right shoulder to the left hip.

CORPS BLAZER

5.21 The Corps blazer is made up in navy blue material, single or double-breasted, with three patch pockets. The single-breasted style has three large buttons in front, and the double-breasted four, two on each side. Both styles have two small buttons on each cuff. Corps blazer buttons are flat, die-struck, gilt, with the Figure of Mercury embossed or the

Corps badge engraved. The large button size is 30 lignes and the small 24 lignes.

5.22 A Corps badge approximately 3¼ inches high and 3½ inches wide is embroidered on the breast pocket in gold and silver. Special care should be taken in the selection of a blazer badge, to ensure it is accurately made.

5.23 The Corps blazer is worn with grey worsted or terylene trousers, plain white shirt and Corps tie (see PLATE 21).

CWAC DRESS

5.24 CWAC personnel serving with units of The Royal Canadian Corps of Signals wear only clothing and accoutrements prescribed for the CWAC. They are not authorized to wear RC SIGS badges, buttons or accoutrements.

Chapter 6

OFFICERS' DRESS

SCOPE OF CHAPTER

6.01 This chapter deals with those aspects of officers' dress which are within the discretion of the Corps, and those items of officers' dress which are peculiar to the Corps.

RESPONSIBILITIES OF OFFICERS

6.02 It is an officer's responsibility to ensure he is correctly dressed at all times and that his uniforms and accoutrements are of the highest quality obtainable. Known suppliers who carry various items of dress of good quality are listed in paragraph 6.32.

SERVICE DRESS

6.03 The standard pattern of service dress, as described in articles 301.08(1) and 301.08(3) of Orders and Instructions for Dress of the Canadian Army, is worn by RC SIGS officers. The approved cloth is Army specification CLO 7-2-43A Drab Baratheia, stocked by Maple Leaf Services.

SUMMER SERVICE DRESS

6.04 The standard pattern of officers' summer service dress is worn by RC SIGS officers, made up in the approved universal material stocked by Maple Leaf Services. Summer service dress made up in other materials may continue to be worn until replacement is necessary, but only the approved material will be used in new uniforms.

GREATCOAT

6.05 The British warm coat may be worn by officers of The Royal Canadian Corps of Signals when not on parade

with troops. Metal rank and shoulder badges are worn on the British warm coat when worn with uniform.

6.06 The other rank issue pattern greatcoat may be worn by officers. The officer pattern greatcoat may be worn by officers and WO1s unless otherwise ordered in local orders.

HEADDRESS

6.07 Officers of The Royal Canadian Corps of Signals wear the standard blue forage cap, with a cap band of black oak leaf lace which is distinctive to the Corps. The chin strap is fixed by two 20 or 22-ligne Corps buttons. It is worn with No. 1, 2 and 3 orders of dress; with No. 4 and 5 orders of dress when orders, decorations and medals are worn; and on parade when other ranks are wearing coloured forage caps.

6.08 The service dress cap worn by officers of The Royal Canadian Corps of Signals is made up in khaki barathea without wire stiffener with piped welt around the crown, with chin strap of brown polished leather not over $\frac{5}{8}$ of an inch wide fixed by two 20 or 22-ligne Corps buttons. Approved patterns are the "Alexander" (Stokes) and the Khaki SD cap type 41/35 (Scully). The service dress cap is worn with No. 4, 5, 6, 7 and 8 orders of dress when no other specific head-dress is ordered.

6.09 Except where contrary to local orders, a clear plastic cap cover may be worn when necessary to protect the cap from the rain or snow, but will not be worn on parade.

BADGES OF RANK

6.10 Badges of rank are worn centred on the shoulder straps, the first badge placed not more than $\frac{1}{2}$ inch from the base of the shoulder strap. Except for combat clothing, the star worn by RC SIGS officers is one inch from point to point measured diagonally; the Crown one inch high and one inch wide. Embroidered badges are worn on a blue backing extending $\frac{1}{8}$ inch beyond the outer edge of the badge. Metal badges of rank will be of gilt and enamel except on gold shoulder cords where they will be of silver, gilt and

enamell. Silver embroidered badges of rank are optional for RC SIGS officers on mess dress and gold shoulder cords.

6.11 Combat clothing badges of rank are worn without coloured backing. Badges of rank are in olive drab embroidery with an olive drab backing fabric which extends $\frac{1}{8}$ inch beyond the embroidered badge design. Including the backing, the star measures $1\frac{1}{8}$ inch diagonally from point to point; the Crown $1\frac{1}{8}$ inches high and $1\frac{1}{8}$ inches wide.

SHIRT

6.12 Shirts worn by RC SIGS officers are:

ORDER OF DRESS	TYPE OF SHIRT
3A (Summer)	Semi-starched, unpleated plain front white shirt with buttons.
3B	Semi-starched, unpleated plain front white shirt with buttons and with turn-down collar.
4	Khaki or olive drab (cotton, nylon or terylene)
5	Khaki only (cotton, nylon or terylene)
6	Khaki or olive drab (cotton, nylon or terylene)
8A	Khaki only (cotton only)
8B	Olive drab only (cotton only).

6.13 Stiff white patrol dress collars are worn with patrol dress and with the scarlet mess jacket on all occasions.

6.14 French cuffs are worn with numbers 1, 2 and 3 orders of dress, except when on parade wearing numbers 1 or 2 orders of dress, and show approximately $\frac{1}{4}$ inch below the tunic cuffs. Plain or Corps pattern gold cuff links are worn. The Corps pattern is the same as the small blazer button.

NECKTIE

6.15 The necktie worn by RC SIGS officers with numbers 4, 5, 6 and 8A orders of dress is the light-coloured khaki woven or rope necktie. A plain black bow tie is worn with number 3B order of dress.

PUTTEES

6.16 The dark khaki Fox puttee (Fox extrafine 31) is standard for all officers and WO1s of the Corps.

LEATHER ARTICLES

6.17 All brown leather accoutrements should be as nearly matching in colour as possible. A dark tan shade is recommended, and extreme shades will be avoided. The leather will be highly polished but synthetic finishes must not be used. A good quality saddle soap should be applied periodically to prevent the leather from drying and cracking. Petroleum jelly (Vaseline) is recommended as a dressing for patent leather.

BOOTS

6.18 The correct boot for wear with overalls is the half Wellington. However, these are often both difficult and unduly expensive to purchase in Canada. The quarter Wellington is an acceptable alternative. They will be boxed for spurs and will be either patent or calf leather.

6.19 The style of brown boot and brown shoe approved for wear by RC SIGS officers and WO1s has a plain toe cap. Good quality brown boots and shoes of other plain patterns already in possession may be worn until replacement is necessary.

SPURS

6.20 Stainless steel box spurs with plain rowels are worn with overalls by Signal officers in full dress and numbers 1, 2 and 3 orders of dress. The neck of the spur should not exceed 1¼ inches. Spurs are not worn on board ship, while dancing or with straight trousers.

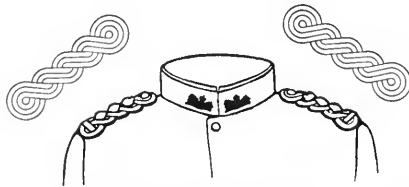
GLOVES

6.21 White gloves are worn with numbers 1A, 2A and 2B orders of dress, except when the Sam Browne belt is worn, and with No. 3A order and full dress. Dark brown plain

unlined leather gloves, with snap fastener at the wrist, are worn with numbers 2A and 2B order when the Sam Browne belt is worn, and with numbers 4 and 6 orders of dress. When greatcoats are in wear, lined gloves of similar plain pattern will be worn.

GOLD SHOULDER CORDS

6.22 Gold shoulder cords will be worn so that at the point of the shoulder, the lower loops of the cords will be to the front, as shown in Figure 6.



Method of Wearing Gold Shoulder Cords

Figure 6

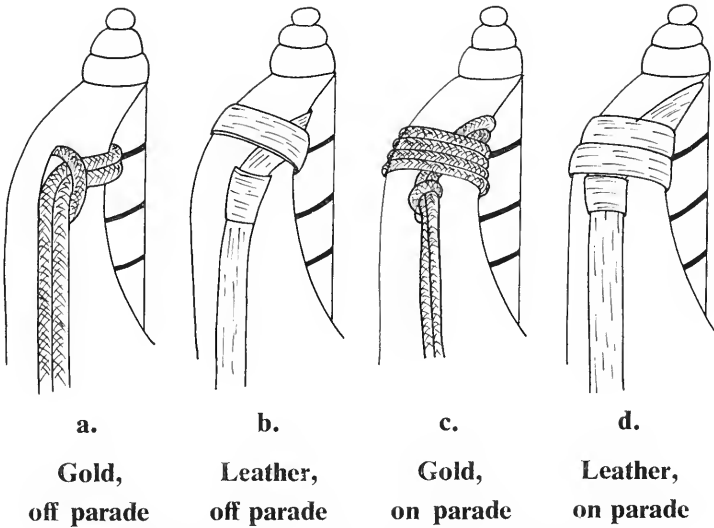
SWORD

6.23 The sword carried by officers of The Royal Canadian Corps of Signals is the Infantry pattern. The leather scabbard should match in colour an officer's other leather accoutrements.

SWORD KNOT

6.24 In accordance with tradition sword knots are worn loose by officers of corps classed as mounted. RC SIGS is considered a mounted corps, therefore sword knots should be worn loose, as in Figure 7 a and b.

6.25 To avoid the necessity for awkward movements when the sword is carried on parade, however, the gold cord or leather strap is attached as shown in Figure 7 c and d, the minimum length hanging free being 4 inches.



Method of Wearing The Sword Knot

Figure 7

FULL DRESS

6.26 The pattern for full dress worn by officers of The Royal Canadian Corps of Signals, when authorized, is prescribed in Table 3(a) Appendix E to Orders and Instructions for Dress of the Canadian Army. A specimen of this uniform may be seen in the Corps Museum.

CAPE

6.27 A dress cape of standard pattern may be worn by officers when off duty, with patrol dress and mess dress. Capes worn by RC SIGS officers are of navy blue beaver cloth with scarlet acetate rayon lining, with five 40-ligne Corps buttons down the front.

MESS DRESS

6.28 The wearing of collar and rank badges with Mess Dress is prescribed in articles 5.06 and 6.10. The waistcoat and cummerbund worn by RC SIGS officers are black. The

wearing of shirts with Mess Dress in summer is prescribed in article 6.12. The cummerbund is worn with the pleats opening upward.

WHITE UNIFORMS

6.29 The cloth for white patrol dress and white mess dress is sanforized white drill (cloth cotton twill) (Dominion Textiles No. 900 FGS).

STICK

6.30 The approved swagger stick for officers is plain, brown leather covered, approximately 24 inches long and $\frac{3}{4}$ of an inch in diameter. Sticks are not carried when

- a. On parade
- b. Wearing full dress or numbers 1, 2 or 3 orders of dress
- c. On training exercises
- d. In active operations.

CIVILIAN DRESS

6.31 Civilian dress worn by Signal officers should be of conservative cut and good quality.

SOURCES OF SUPPLY

6.32 Swords

Wilkinson Sword Company,
Pall Mall,
London SW1, England.

E. R. Horster Factory of Arms,
Solingen,
Germany.

Corps Officers' Mess.

Caps

Wm. Scully Limited,
50 Craig Street West,
Montreal, Quebec.

C. W. Bath, Esq.,
5414 Clanranald Ave.,
Montreal 29, Quebec. ("Alexander" cap).
Maple Leaf Services.

Uniform Material

Maple Leaf Services

Corps Ties

J. R. Gaunt & Son (Canada) Limited,
616 Lagauchetiere St. West,
Montreal, Quebec.
Wm. Scully Limited.
Maple Leaf Services

Corps Lanyards and Belt Buckles

Maple Leaf Services

Corps Blazer and Badge

Wm. Scully Limited.
J. R. Gaunt & Son (Canada) Limited.

Other Items

Corps Museum (jewellery, plaques, Corps
flags, etc.)
Wm. Scully Limited.
J. R. Gaunt & Son (Canada) Limited.
(Catalogues available)

Chapter 7

OTHER RANKS' DRESS

SCOPE OF CHAPTER

7.01 This chapter deals with those aspects of other ranks' dress which are within the discretion of the Corps, and those items of other ranks' dress which are peculiar to the Corps.


CORPS TRADE BADGES

7.02 All RC SIGS tradesmen below the rank of WO2 wear trade badges incorporating the same distinctive device: crossed signal flags, the left flag blue, edged with beige; the right flag white with a blue horizontal centre stripe, edged with beige. Crossed signal flags in these colours have been used since 1908 as a traditional badge to identify soldiers qualified in signalling. Trade badges are worn on the right sleeve, 6½ inches above the bottom of the cuff, on patrol dress (edged with gold embroidery), battledress and summer service dress. NCOs and men shall wear the badge for the trade and group for which they are being paid.

SERGEANTS' DISTINGUISHING BADGE

7.03 The wearing of a distinguishing badge by all acting sergeants, sergeants and staff sergeants of The Royal Canadian Corps of Signals was approved by HRH The Princess Royal, then Colonel-in-Chief, in 1954. It is not worn by lance sergeants. This badge is an embroidered Figure of Mercury, poised on the Globe. On full dress and patrol dress it is embroidered in gold thread, in other cases beige and drab. It is worn ¾ of an inch above the inside point of the chevrons, as shown in Figure 8a and b. Staff sergeants who also wear distinguishing formation patches will wear the Figure of

Mercury centrally superimposed on the chevrons as shown in Figure 8c. The figure faces forward in all cases.



Method of Wearing The Sergeants' Distinguishing Badge

Figure 8

SIGNAL BRASSARD

7.04 The signal brassard is an armband 3½ inches wide, divided horizontally into two equal parts, white and blue. It is worn, on the right upper arm only, with the white half uppermost, by other ranks of all corps engaged in signal duties. At the Corps School it is also worn by regimental police.

7.05 The signal brassard has been a traditional accoutrement since The First World War, when it quickly identified a soldier to whom a written message could be entrusted for onward despatch. It also ensured a quick passage through all barriers for any signalman delivering despatches or working on telephone or telegraph lines. To-day it is worn principally by drivers delivering despatches and linemen on duty in the field.

HEADDRESS

7.06 Other Ranks of The Royal Canadian Corps of Signals wear the standard blue forage cap, with no coloured cap band. This distinction is peculiar to the Corps.

PATROL DRESS

7.07

- a. Stiff white patrol dress collars are worn with patrol dress on all occasions.
- b. French cuffs may be worn with patrol dress, except when on parade, and will show approximately $\frac{1}{4}$ inch below the tunic cuffs. Plain or Corps pattern gold cuff links are worn. The Corps pattern is the same as the small blazer button.

7.08 Gold lace chevrons worn by NCOs on patrol dress jacket are mounted on a dark blue cloth backing.

DRILL CANE

7.09 Warrant Officers and senior NCOs may carry drill canes of Corps pattern, provided uniformity is maintained within units. On ceremonial parades, however, they will be carried only by RSMs and SSMs. The Corps pattern drill cane is of polished hardwood approximately 34 inches long, tapering from one inch in diameter at the head to $\frac{3}{4}$ of an inch at the foot. The Corps badge is embossed on the tapered $2\frac{1}{2}$ inch brass head, and the foot is protected by a brass ferrule one inch in length. Corps pattern drill canes may be obtained from the Sergeants' Mess, The Royal Canadian School of Signals.

FULL DRESS

7.10 The pattern for full dress worn by other ranks of The Royal Canadian Corps of Signals, when authorized, is prescribed in Table 3(b) of Appendix E to Orders and Instructions for Dress of the Canadian Army. Full dress is worn only by members of authorized bands.

CORPS WINDBREAKER

7.11 An attractive Corps pattern windbreaker of dark blue melton cloth is available from Fashion Craft Shops Limited, 93 Princess Street, Kingston, Ontario. This is the official pattern for wear by RC SIGS other ranks who wish to wear an off-duty windbreaker indicative of their Corps. Soldier apprentices wear their year of graduation on the left sleeve, and a distinctive crest on the left breast. A crest representing the Corps badge, embroidered in non-metallic thread, may be worn by all others.



a.

Front (Apprentice soldiers)

b.

Back

The Corps Windbreaker

Figure 9



PLATE 1 — Number 1A Order of Dress



PLATE 2 — Number 1B Order of Dress



PLATE 3 — Number 2A Order of Dress



PLATE 4— Number 2B Order of Dress



PLATE 5 — Number 2C Order of Dress



PLATE 6 — Number 3A Order of Dress



PLATE 7 — Number 3B Order of Dress



PLATE 8 — Number 4 Order of Dress



PLATE 9 — Number 5 Order of Dress



PLATE 10 — Number 6 Order of Dress



PLATE 11 — Number 7 Order of Dress



PLATE 12 — Number 8A Order of Dress



PLATE 13 — Number 8B Order of Dress



PLATE 14 — Number 1 Order of Dress



PLATE 15 — Number 2 Order of Dress



PLATE 16 — Number 5 Order of Dress



PLATE 17 — Number 6 Order of Dress



PLATE 18 — Number 7 Order of Dress



PLATE 19 — Number 8A Order of Dress



PLATE 20 — Number 8B Order of Dress



PLATE 21 — Corps Blazer

